

**21 May 2020**

**Securities & Exchange Commission**

Secretariat Building, PICC Complex  
Roxas Blvd, Metro Manila

**Philippine Stock Exchange**

Disclosure Department  
6/F PSE Tower, 28<sup>th</sup> Street corner 5<sup>th</sup> Avenue,  
BGC, Taguig City, Metro Manila

**Philippine Dealing & Exchange Corp.**

29/F, BDO Equitable Tower,  
8751 Paseo de Roxas, Makati City

**Attention: Hon. Vicente Graciano P. Felizmenio, Jr.**  
Director, Market and Securities Regulation Department  
Securities & Exchange Commission

**Ms. Janet Encarnacion**  
Head - Disclosure Department  
Philippine Stock Exchange

**Atty. Marie Rose M. Magallen-Lirio**  
Head - Issuer Compliance and Disclosure Department (ICDD)

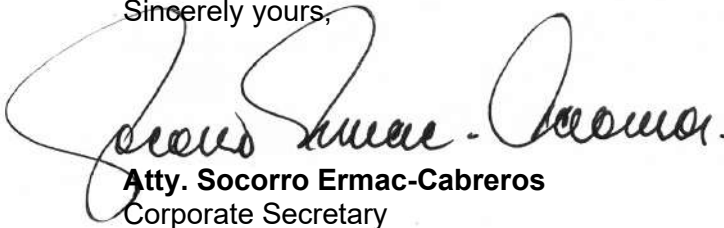
**Sir and Mesdames:**

In compliance with the attached Order of the Securities and Exchange Commission, We are herewith submitting the Amended Definitive Information Statement (SEC Form 20-IS) of our company duly approved by the Commission for your consideration and approval.

The amendment will cover only page 27 of the aforementioned Definitive Information Statement, particularly the nominees for election to the Board of Directors of the Company. The Company's Nomination Committee recently informed us that they have qualified one additional nominee qualified to be voted for as a member of the Company's Board of Directors.

Thank you and best regards.

Sincerely yours,



**Atty. Socorro Ermac-Cabreros**  
Corporate Secretary



Republic of the Philippines  
Department of Finance  
Securities and Exchange Commission

Markets and Securities Regulation Department

IN THE MATTER OF : **SEC MSRD Order No. 36**  
: **Series of 2020**  
**P-H-O-E-N-I-X PETROLEUM PHILIPPINES, INC.** :  
X-----X

**ORDER**

**WHEREAS**, on May 6, 2020, P-h-o-e-n-i-x Petroleum Philippines, Inc. ("Company") submitted its updated Definitive Information Statement ("DIS") relative to the scheduled annual stockholders' meeting on May 29, 2020.

**WHEREAS**, the company distributed its DIS on May 8, 2020; however, after the submission of the Company's DIS, there was a minor amendment made thereto.

**WHEREAS**, on May 14, 2020, the company filed with the Commission a request for approval to amend the said DIS, particularly the nominees for election to include the one additional nominee qualified to be voted for as a member of Company's Board of Directors appearing on page 27 of the aforementioned DIS, which shall be amended to read as follows:

**Nominations of Directors and Independent Directors for the term 2020-2021**

The following are the final nominees who were duly screened by the nomination committee for election to the Board of Directors for the following fiscal year 2020 at the forthcoming Annual Meeting:

1. Dennis A. Uy
2. Henry Albert R. Fadullon
3. Romeo B. De Guzman
4. J.V. Emmanuel A. de Dios
5. Minoru Takeda (Independent Director)
6. Cherylyn C. Uy
7. Nicasio I. Alcantara (Independent Director)
8. Consuelo Ynares-Santiago (Independent Director)
9. Monico V. Jacob
10. Frederic C. DyBuncio
11. Stephen T. CuUnjieng
12. Domingo T. Uy

**WHEREFORE**, pursuant to the authority given by the Commission en Banc in SEC Resolution No. 388, Series of 2016, this Department hereby approves the company's request to make the above amendment to its previously filed DIS subject to its full compliance of SRC Rule 20.3.3.4.

Let this Order be published at the expense of the Issuer in a newspaper of general circulation and uploaded in its website within two (2) business days from its issuance. The company is hereby directed to furnish the Commission with a copy of the affidavit of publication of this Order.

**SO ORDERED.**

15 May 2020

**signed**  
**VICENTE GRACIANO P. FELIZMENIO, JR.**  
Director

# COVER SHEET

A	2	0	0	2	0	7	2	8	3
---	---	---	---	---	---	---	---	---	---

S.E.C. Registration Number

		P	H	O	E	N	I	X		P	E	T	R	O	L	E	U	M		
			P	H	I	L	I	P	P	I	N	E	S		I	N	C			

**P-H-O-E-N-I-X PETROLEUM PHILIPPINES, INC.**

(Company's Full Name)

S	T	E	L	L	A		H	I	Z	O	N		R	E	Y	E	S		R	D
	B	O		P	A	M	P	A	N	G	A		L	A	N	A	N	G		
					D	A	V	A	O		C	I	T	Y						

(Business Address: No. Street City / Town / Province)

<b>Dennis A. Uy</b>
---------------------

Contact Person

<b>(082) 235-8888</b>
-----------------------

Company Telephone Number

1	2
---	---

Month

3	1
---	---

Day

Fiscal Year Ending

**SEC FORM 20-IS**  
FORM TYPE

<b>Last Friday</b>
--------------------

<b>March</b>
--------------

Month

<b>XX</b>
-----------

Day

Annual Meeting

**Certificate of Permit to Offer Securities for Sale**

Secondary License Type, if applicable

--	--	--

Dept. Requiring this Doc

--

Amended Articles Number/Section

<b>76</b>
-----------

Total No. of Stockholders

Total Amount of Borrowings

--	--	--	--	--

Domestic

--	--	--	--	--

Foreign

To be accomplished by SEC Personnel Concerned

--	--	--	--	--	--	--	--

File Number

--

LCU

--	--	--	--	--	--	--	--

Document I.D.

--

Cashier

--

Remarks = pls. use black ink for scanning purposes

**SECURITIES AND EXCHANGE COMMISSION**  
**SEC FORM 20-IS**  
**INFORMATION STATEMENT PURSUANT TO SECTION 20**  
**OF THE SECURITIES REGULATION CODE**

1. Check the appropriate box:  
☐ Preliminary Information Statement  
☒ Definitive Information Statement
2. Name of Company as specified in its charter: **P-H-O-E-N-I-X PETROLEUM PHILIPPINES, INC.**
3. Country of Incorporation: **Philippines**
4. SEC Identification Number: **A200207283**
5. BIR Tax Identification Code: **006-036-274**
6. Address of principal office: **Stella Hizon Reyes Road, Bo. Pampanga Lanang, Davao City 8000**
7. Company's telephone number, including area code: **(082) 235-8888**
8. Date, time and place of the meeting of security holders:

**May 29, 2020, 10:00 A.M.,**  
**Phoenix Corporate Headquarters, Stella Hizon Reyes Road,**  
**Bo. Pampanga, Lanang, Davao City**  
**via Live Streaming, registration of which may be accessed through**  
**<http://asm.phoenixfuels.ph/PNX2020> and posted in the Company's website**  
**(www.phoenixfuels.ph)**

9. Approximate date on which the Information Statement is first to be sent or given to security holders: **May 8, 2020.**
10. Securities registered pursuant to Sections 8 and 12 of the Code or Sections 4 and 8 of the SRC:

<u>Title of Each Class</u>	<u>Number of Shares</u>
Common Shares, Php1.00 par value	1,406,204,232
Preferred Shares, Php 1.00 par value	27,000,000

11. Are any or all of Company's securities listed on a Stock Exchange?  
Yes   X   No

If yes, disclose the name of such Stock Exchange and the class of securities listed therein:

Philippine Stock Exchange, 1,406,204,232 Common Shares  
27,000,000 Preferred Shares



### **REVISED NOTICE AND AGENDA**

NOTICE IS HEREBY GIVEN that the Annual Stockholders' Meeting of P-H-O-E-N-I-X Petroleum Philippines, Inc. will be held on **Friday, May 29, 2020, 10:00 AM** at Phoenix Petroleum Headquarters, Stella Hizon Reyes Rd., Bo. Pampanga, Lanang, Davao City. The meeting will be conducted virtually via remote access communications and may be accessed through the link, <http://asm.phoenixfuels.ph/PNX2020>

The agenda for the Meeting shall be, as follows:

1. Call to Order
2. Certification of Notice and Quorum
3. Approval of the Minutes of the Annual Stockholders' Meeting held last March 15, 2019
4. Report of the President and Chief Executive Officer
5. Approval of the 2019 Audited Financial Statements and 2019 Annual Report
6. Corporate Actions
  - a) Proposed Authority to organize, form and register a wholly-owned corporation for the purpose of managing, administering, conduct, own, invest, hold and operate a road transport business
    - i. Proposed Authority to invest Php57 million of corporate funds as initial capital of the newly formed corporation.
    - ii. Proposed Authority to transfer, move, assign the Corporation's road transport operations to the new corporation to maximize its efficiency and expansion
  - b) Proposed Authority to invest Php4.9 billion of corporate funds in its wholly-owned subsidiary, Duta, Inc. over a period of three (3) years
  - c) Proposed Authority to Amend the Corporation's Articles of Incorporation particularly Article IV on corporate term from fifty (50) years to perpetual existence from and after the date of incorporation as allowed in the Revised Corporation Code.
  - d) Proposed Authority to Amend the Corporation's By-Laws particularly Article II Section 1 on the Annual Meeting of Stockholders from Last Friday of March of each year to Last Friday of April of each year.



*To be an indispensable partner in the journey of everyone  
whose life we touch.*



7. Ratification and Confirmation of all Acts and Resolutions of the Board and Management executed in the normal course of business covering the period of 01 Feb 2019 until 05 February 2020.
8. Election of the Members of the Board of Directors
9. Appointment of External Auditor
10. Other Matters
11. Adjournment

All stockholders as of **07 May 2020** shall be entitled to participate and vote in the said annual meeting.

In view of the current COVID-19 pandemic and Enhanced Community Quarantine in Metro Manila including Davao City where the Company's principal place of office is located, the physical and actual holding of the Annual Stockholders' Meeting cannot be conducted. In lieu thereof, the Annual Meeting on May 29, 2020 shall be conducted via live streaming. Stockholders whose shares and proxies are duly validated may attend, participate and vote by proxy or in absentia during the meeting.

Proxy Forms and Special Powers of Attorney or other Authorization forms are available in the Company's website and must be submitted to Office of the Corporate Secretary, Stella Hizon Reyes Road, Bo. Pampanga, Lanang, Davao City by mail or send by email at [pnx.corpsec@phoenixfuels.ph](mailto:pnx.corpsec@phoenixfuels.ph). Validation of proxies and registration shall commence on May 19, 2020 until 5:00PM of May 28, 2020. Participation in the meeting as well as voting shall be through remote communications. Procedure for voting shall be posted in the Company's website.

  
**Atty. Socorro Ermac Cabreros**  
Corporate Secretary

## **PART I.**

### **INFORMATION REQUIRED IN INFORMATION STATEMENT**

#### **A. GENERAL INFORMATION**

##### **Item 1. Date, time and place of meeting of security holders**

- (a)     Date                :     **May 29, 2020**  
          Time                :     **10:00 A.M.**  
          Place               :     **Phoenix Corporate Headquarters, Stella Hizon Reyes Road, Bo. Pampanga, Lanang, Davao City via live streaming, registration which may be accessed through <http://asm.phoenixfuels.ph/PNX2020>**  
  
          Mailing              **P-H-O-E-N-I-X PETROLEUM PHILIPPINES, INC.**  
          Address:            **Office of the Corporate Secretary**  
                                 **Phoenix Petroleum Corporate Headquarters**  
                                 **Stella Hizon Reyes Road, Bo. Pampanga**  
                                 **Lanang, Davao City 8000**  
                                 **Email: [pnx.corpsec@phoenixfuels.ph](mailto:pnx.corpsec@phoenixfuels.ph)**
- (b)     Approximate date on which the Information Statement is first to be sent or given to security holders: **May 8, 2020.**

##### **Item 2. Dissenter's Right of Appraisal**

##### **Procedure for the exercise of Appraisal Right**

Pursuant to Section 81 of the Revised Corporation Code of the Philippines, a stockholder has the right to dissent and demand payment of the fair value of his shares in case of any amendment to the articles of incorporation that, (1) in case of an amendment to the articles of incorporation, has the effect of changing or restricting the rights of any stockholder or class of shares, or of authorizing preferences in any respect superior to those of outstanding shares of any class, or of extending or shortening the term of corporate existence; (2) in case of lease, exchange, transfer, mortgage, pledge or other disposition of all or substantially all of the corporate property and assets as provided in the Corporation Code, and (3) in case of merger or consolidation. Such appraisal right may be exercised by any stockholder who shall have voted against the proposed corporate action by making a written demand on the Company within thirty (30) days after the date on which the vote was taken for payment of the fair value of his shares. Failure to make the demand within such period shall be deemed a waiver of the appraisal right.

Within ten (10) days after demanding payment for his shares, a dissenting stockholder



shall submit the certificate(s) of stock representing his shares to the Company for notation thereon that such shares are dissenting shares **and proof that such dissenting shareholder has voted against the proposed corporation action in order to exercise his appraisal right.** His failure to do so shall, at the option of the Company, terminate his appraisal rights. No demand for payment as aforesaid may be withdrawn by the dissenting stockholder unless the Company consents thereto.

If within a period of sixty (60) days from the date the corporate action was approved by the stockholders, the withdrawing stockholder and the Company cannot agree on the fair value of the shares, it shall be determined and appraised by three (3) disinterested persons, one of whom shall be named by the stockholder, another by the Company and third by the two thus chosen. The findings of the majority of the appraisers shall be final, and their award shall be paid by the Company within thirty (30) days after such award is made: Provided, that no payment shall be made to any dissenting stockholder unless the Company has unrestricted retained earnings in its books to cover such payment: Provided, further, that upon payment by the Company of the agreed or awarded price, the stockholder shall forthwith transfer his shares to the Company.

First of the corporate actions is the proposed Authority to organize, form and register a wholly-owned corporation for the purpose of managing, administering, conducting, owning, investing, holding and operating a road transport business, along with it, investing Fifty-Seven Million Pesos (Php 57,000,000.00) of corporate funds/assets as the initial capital of the corporation. This move also involves the transfer and assignment of the Corporation's road transport operations to the new corporation to maximize efficiency and expansion.

Second, is the proposed authority to invest Four Billion Nine Hundred Million Pesos in corporate funds in its wholly owned subsidiary, Duta, Inc. over a period of three (3) years, the purpose of which will be discussed later.

Third, is the amendment of the Company's Articles of Incorporation, particularly Article IV on the term of Corporate existence. The Proposed amendment of Article IV particularly under Secondary Purpose consists as follows:

***"FOURTH: That the Corporation shall exist perpetually from the date of incorporation."***

The foregoing proposed amendment in Article IV of the Company's Articles of Incorporation is intended to effectively extend the corporate existence of the Corporation from a maximum of fifty (50) years to a perpetual existence, and to prevent any possible oversight in the future.

Fourth, is the amendment of the Company's By-Laws, particularly Article II, Section 1 on the date of the Annual/Regular Meeting of the Stockholders. The Proposed amendment of Article II, Section 1 particularly consists of the following:

*“Section 1. **Annual/Regular Meetings** - The annual/regular meetings of stockholders shall be held at the principal office on the Last Friday of April of each year, if a legal holiday, then on the following business day.”*

Considering the considerable growth of the company, in its dealings and subsidiaries, this will afford the Company more time to accurately prepare and evaluate its year end reports and its Financial Statements, while at the same time provide its stockholders a more comprehensive view of the Company and its subsidiaries.

The said proposed amendments have no effect of changing or restricting the rights of any stockholder or class of shares, or of authorizing preferences in any respect superior to those outstanding shares of any class, or of extending the term of the corporation's existence.

**OTHER THAN THE MATTERS RAISED ABOVE FOR CORPORATE ACTION, THERE ARE NO MATTERS THAT WILL BE PRESENTED FOR SHAREHOLDERS' APPROVAL DURING THE ANNUAL MEETING THAT MAY OCCASION THE EXERCISE OF THE RIGHT OF APPRAISAL.**

**Item 3. Interest of Certain Persons in or Opposition to Matters to be Acted Upon**

- (a) No director or officer of the Company since the beginning of the last fiscal year, nominee for election as director of the Company, nor any of their associates, have any substantial interest, direct or indirect, by security holdings or otherwise, in any matter to be acted upon during the Annual Meeting, other than election to office.
- (b) No director of the Company has informed the Company in writing that he intends to oppose any action to be taken by the Company during the meeting.

**B. CONTROL AND COMPENSATION INFORMATION**

**Item 4. Voting Securities and Principal Holders Thereof**

In accordance with Sections 23 and 57 of the Revised Corporation Code of the Philippines (RA 11232) and the Internal Rules Procedures outlined in Annex D of this Definitive Information Statement, the stockholders may participate in the Annual Stockholders' Meeting by registering at <http://asm.phoenixfuels.ph/PNX2020> from 19 May 2020 to 5:00pm of 28 May 2020, to allow the Company some time to validate the

registration. After successful validation, a copy of the link to the Annual Stockholders' Meeting shall be sent to the stockholders via email.

Any questions for the stockholders meeting or any clarificatory questions can be sent to [pnx.corpsec@phoenixfuels.ph](mailto:pnx.corpsec@phoenixfuels.ph) or [investors@phoenixfuels.ph](mailto:investors@phoenixfuels.ph). Any additional questions or questions not directly addressed during the meeting shall be answered through email. Proxy and voting forms shall be available through the Company's website at <https://www.phoenixfuels.ph/annual-stockholders-meeting/>. For a more detailed discussion of the internal procedures, the stockholders' may refer to Annex D of this Definitive Information Statement.

(a) Voting Securities

As of **30 April 2020**, the total number of shares outstanding and entitled to vote on all corporate matters to be acted upon during the Annual Meeting are 1,406,204,232 common shares.

(b) Record Date

The record date for purposes of determining the stockholders entitled to notice of and to vote at the Annual Meeting is **May 7, 2020**.

(c) Voting Rights and Trust

In the matters to be voted upon in the Annual Meeting, stockholders of record as of **May 7, 2020** shall be entitled to one vote per share in person or by proxy and shall be done *in accordance with Sections 23 and 57 of the Revised Corporation Code of the Philippines (RA 11232)*. If the stockholder will vote through a proxy, the By-Laws of the Company requires the submission of the accomplished proxy form to the Corporate Secretary for validation and authentication at least ten (10) days before the date of the Annual Meeting.

The validation of proxies chaired by the Corporate Secretary or Assistant Corporate Secretary and attended by the Stock and Transfer Agent shall be convened at least five (5) days before the Annual Meeting. Any questions and issues relating to the validity and sufficiency, both as to form and substance, of proxies shall only be raised during said forum and resolved by the Corporate Secretary. The Corporate Secretary's decision shall be final and binding upon the shareholders, and those not settled at such forum shall be deemed waived and may no longer be raised during the Annual Meeting.

With respect to the election of the members of the Board of Directors, cumulative voting is allowed. A stockholder may vote such number of shares for as many persons as there are directors to be elected; or he may cumulate his shares and give one candidate as many votes as the number of directors to be elected

multiplied by the number of his shares; or he may distribute these shares on the same principle among as many candidates as he shall see fit; provided that the total number of votes cast by him shall not exceed the number of shares owned by him as shown in the books of the Company multiplied by the total number of directors to be elected.

(d) Security Ownership of Certain Record and Beneficial Owners and Management as of **April 30, 2020**.

(1) Security Ownership of Certain Record and Beneficial Owners

As of **April 30, 2020**, the following are the owners of the Company's common stock in excess of five percent (5%) of the total outstanding shares:

Title of Class of Securities	Name of Record Owners and Relationship with Phoenix	Name of Beneficial Owners/Relationship with Record Owner	Citizenship	No. of Shares Held	% of Ownership
Common	Phoenix Petroleum Holdings, Inc. Majority Shareholder	Record Owner is the direct beneficial owner	Filipino	588,945,630	41.88%
Common	ES Consultancy Group, Inc. Substantial Shareholder	Record Owner is the direct beneficial owner	Filipino	340,270,980	24.20%
Common	Udenna Corporation Substantial Shareholder	Record Owner is the direct beneficial owner	Filipino	267,245,918	19.00%
Common	PCD Nominee Corporation (Filipino) Shareholder	Record Owner is the indirect beneficial owner	Filipino	148,436,110	10.56%

As of **April 30, 2020**, there are no beneficial owners under the PCD Nominee Corp. of the Company's common stock in excess of five percent (5%) of the total outstanding shares.

There are NO voting trust agreements entered into by the Company or any of the major stockholders of the Company.

However, the persons are authorized for purposes of this annual meeting to vote for and in behalf of the following stockholders are as follows:

<b>Name of Stockholders</b>	<b>Representative</b>
1. Phoenix Petroleum Holdings, Inc.	Dennis A. Uy
2. Udenna Corporation	Cherylyn C. Uy
3. Udenna Management & Resources Corp.	Igna S. Braga IV
4. PCD Nominees/ Trading Participants	<i>Ultimate Beneficial Owners representing the trading participants shall be made available after lapse of the Record Date and only after submission of their respective proxy forms for validation</i>

## Security Ownership of Management

As of **April 30, 2020**, the security ownership of Management is as follows:

### Common

<b>Title of Class of Securities</b>	<b>Name of Beneficial Owner</b>	<b>Amount and Nature of Beneficial Ownership</b>	<b>Citizenship</b>	<b>% of Ownership</b>
<b>Directors:</b>				
Common	Dennis A. Uy*	5,304,811 direct beneficial owner	Filipino	0.38%
Common	Dennis A. Uy &/or Cherylyn C. Uy	1,098,099 direct beneficial owner	Filipino	0.08%
Common	Domingo T. Uy*	645,919 direct beneficial owner	Filipino	0.05%
Common	Romeo B. De Guzman	1,325,746 direct beneficial owner	Filipino	0.09%

Common	J.V. Emmanuel A. De Dios	776,819 direct beneficial owner	Filipino	0.06%
Common	Minoru Takeda	1  direct beneficial owner	Japanese	0.00%
Common	Consuelo Ynares Santiago	1  direct beneficial owner	Filipino	0.00%
Common	Monico V. Jacob	1  direct beneficial owner	Filipino	0.00%
Common	Frederic C. DyBuncio	1  direct beneficial owner	Filipino	0.00 %
Common	Nicasio I. Alcantara	1  direct beneficial owner	Filipino	0.00 %
Common	Stephen T. CuUnjieng	1  direct beneficial owner	Filipino	0.00 %

#### Senior Management

Common	Socorro T. Ermac Cabreros	139,216  direct beneficial owner	Filipino	0.01%
Common	Reynaldo A. Phala	24,830  direct beneficial owner	Filipino	0.002%



**Preferred**

Title of Class of Securities	Name of Beneficial Owner	Amount and Nature of Beneficial Ownership			% of Ownership
		Number of Shares			
Directors:		PNX3A	PNX3B	Total	% to total I/O shares
Preferred	Domingo T. Uy*	-	10,000	10,000	0.05%
			direct beneficial owner		
Preferred	Romeo B. De Guzman	25,000	-	25,000	0.13%
		Indirect beneficial owner thru Spouse			
Preferred	Consuelo Ynares Santiago	-	10,000	10,000	0.05%
			direct beneficial owner		

\*named directors are likewise officers of the Company or Corporation per By-Laws

The other executive officers of the Company, Alan Raymond T. Zorrilla – SVP for External Affairs, Business Development and Security; Ericson Inocencio-General Manager for Retail Business; Joselito De Jesus-General Manager for Business Development, Strategies and Portfolio Unit; Ma. Rita A. Ros – Asst. Vice President for CME; Richard Tiansay-General Manager for Supply & Pricing and Demand, Roy Jimenez-General Manager for Commercial and Industrial Business; Celina I. Matias-AVP for Integrated Marketing and Strategies, Celeste Marie G. Ong-AVP for Human Resources; Jonarest Z. Sibog, Asst. Vice President for Comptrollership; and Joven Jesus G. Mular-General Manager for Lubricant Sales and Distribution Business own common shares in scripless form through the Company's Employees Stock Option Plan (ESOP) as of December 6, 2019 as follows:

<b>Names</b>	<b>No. of Shares</b>
Alan Raymond T. Zorrilla	267,000
Ericson S. Inocencio	143,000
Joselito G. De Jesus	164,000
Ma. Rita A. Ros	164,000
Richard R. Tiansay	135,000
Roy O. Jimenez	102,000

Ma. Celina I. Matias	146,000
Celeste Marie G. Ong	110,000
Jonarest Z. Sibog	62,800
Joven Jesus G. Mular	44,000

However, some of the officers have disposed of their shares through their respective brokers.

The numbers of aggregate shares for all directors and executive officers is TEN MILLION SIX HUNDRED FIFTY-THREE THOUSAND TWO HUNDRED FORTY-SIX (10,653,246) for common shares and Forty Five Thousand (45,000) for preferred shares.

Other than those mentioned above, there are no persons holding more than five percent (5%) of a class under a voting trust or any similar agreements as of the date of this Report.

**(e) Change in Control**

On 22 May 2017, the Corporation was informed by its major stockholders, Udenna Corporation (UC) and Udenna Management & Resources Corp. (UMRC) of a joint block sale, using the Philippine Stock Exchange's (PSE) facilities, of a total of 340,270,958 common shares of the Corporation in favor of a certain ES Consultancy Group, Inc. (ESGI), a consulting firm that is focused on financial strategy, capital mergers and acquisitions as well as joint ventures. This consists of about 24.20% of the Corporation's outstanding capital stock.

On 04 January 2018, the Corporation received a copy of SEC Form 18-A from a certain Top Direct Investments Limited (Top Direct Investments), a foreign corporation organized in the British Virgin Islands with registered office in Hongkong, SAR through a reporting person identified as Miguel Jose C. Valencia who is holding office at the PSE Center in Ortigas, Metro Manila. The form indicated that Top Direct Investments acquired about 142,000,000 shares in the Corporation representing about 9.92% of the total outstanding capital stock, through a special block sale crossed at the PSE at the price of Php15.00 per share. It further disclosed that the purpose of the acquisition of equity interest in the Corporation is for investment purposes in the petroleum industry and it does not intend to acquire shares of the Corporation for purposes of taking over the same.

On March 5, 2020, the Corporation received copies of SEC Form 18-A from Top Direct Investments and SEC Form 23-B from Udenna Corporation indicating their disposition and acquisition of 142,000,000 shares respectively, through a special block sale crossed at the PSE at the price of Php15.00 per share.

As of 30 April 2020, the major stockholders of the Corporation include Phoenix Petroleum Holdings, Inc., who represents around 41.88% of the total outstanding capital stock, ES Consultancy Group, Inc. who owns 24.20% of the common shares, and Udenna Corporation, representing around 19.00% of the total outstanding capital stock.

## Item 5. Directors and Executive Officers

- (a) The incumbent members of the Board of Directors and the executive officers of the Company are as follows:

Office	Name	Age	Citizenship
<b>Directors</b>			
Chairman	Domingo T. Uy	73	Filipino
Director/President and Chief Executive Officer	Dennis A. Uy	46	Filipino
Director/Vice-Chairman	Romeo B. De Guzman	70	Filipino
Director	Stephen T. CuUnjieng	60	Filipino
Director	Cherylyn C. Uy	40	Filipino
Director	Frederic C. DyBuncio	59	Filipino
Director	Jose Victor Emmanuel A. de Dios	55	Filipino
Director	Monico V. Jacob	74	Filipino
Independent Director	Nicasio Alcantara	77	Filipino
Independent Director	Consuelo Ynares Santiago	80	Filipino
Independent Director	Minoru Takeda	66	Japanese
Corporate Secretary/Vice President for Corporate Legal	Socorro T. Ermac Cabrerros	55	Filipino
<b>Other Executive Officers</b>			
Chief Operating Officer	Henry Albert R. Fadullon	52	Filipino
Chief Finance Officer	Ma. Concepcion F. De Claro	62	Filipino
Senior Vice President for Corporate Affairs, Business Development and Security	Alan Raymond T. Zorrilla	50	Filipino
Asst. Vice President for Engineering	Ignacio Raymund S. Ramos, Jr.	57	Filipino
General Manager for Supply, Pricing and Terminal Operations	Richard C. Tiansay	56	Filipino
General Manager for Retail Business	Ericson S. Inocencio	45	Filipino
General Manager for Business Development, Strategies and Portfolio	Joselito G. De Jesus	64	Filipino
General Manager for Lubricants Sales and Distributions	Joven Jesus G. Mular	49	Filipino
General Manager for Commercial and Industrial Business	Roy O. Jimenez	57	Filipino
General Manager for Joint Ventures	Joriz B. Tenebro	41	Filipino
General Manager for CME	Ma. Rita A. Ros	60	Filipino
Asst. Vice President for Treasury	Reynaldo A. Phala	53	Filipino
Asst. Vice President for Comptrollership	Jonarest Z. Sibog	39	Filipino
Asst. Vice President for Integrated Marketing and Strategies	Celina I. Matias	55	Filipino

Asst. Vice President for Human Resources	Celeste Marie G. Ong	52	Filipino
Asst. Vice President for Retail Operations and Network Development	Arnel G. Alban	52	Filipino
Asst. Vice President for Technical Services and QAPD	Jaime T. Diago, Jr.	64	Filipino
General Manager for Shared Service	Magtanggol C. Bawal	58	Filipino
General Manager for Aviation Business	Lester C. Khan	39	Filipino
Chief Digital Officer	Charlie R. Valerio	52	Filipino
General Manager for LPG Trading	Elmer A. Baguioro	47	Filipino
General Manager for Philippine FamilyMart	Bernard C. Suiza	52	Filipino
General Manager for PLPI Luzon	Julgin Anthony G. Villanueva	35	Filipino

***Since the last Stockholders' Meeting, NO officer or director has resigned because of a disagreement with the Company on any matter relating to the Company's issuance, operations, policies or practices.***

### **Directors**

The members of the Board of Directors of the Company are elected during the annual stockholders' meeting to hold office until the next succeeding annual stockholders' meeting and until their successors have been appointed or elected and qualified. The following is the list of the incumbent members of the Board of Directors, and their business experiences during the past five (5) years:

#### **Domingo T. Uy**

##### **Chairman**

Mr. Domingo T. Uy, Filipino, 73 years old, is a co-founder and has been a member of the Board of Directors of the Company since 2002. Mr. Uy was elected Chairman of the Board of Directors of the Company on February 15, 2007. He is also a Director of Granland Resources Corporation, a corporation involved in real estate development. Mr. Uy is actively involved in socio-civic programs and is a Director of the Philippine National Red Cross, Davao Chapter. He is also a Past President of the Davao City Sta. Ana Lions Club and the Kang Ha Uy Association - Davao Chapter.

#### **Dennis A. Uy**

##### **Director, President and Chief Executive Officer**

Mr. Dennis A. Uy, Filipino, 46 years old, is the founder of the Company and has served as President and Chief Executive Officer since inception. He is the Chairman and President of Udenna Corporation, the parent company, which has businesses in the shipping, logistics, distribution, real estate, and service industries. Among the subsidiaries of Udenna Corporation are Phoenix Petroleum Holdings, Inc. (PPHI), Udenna Management & Resources Corp.

(UMRC), Chelsea Logistics Holdings, Corp., Udenna Development Corporation (UDEVCO), Le Penseur, Udenna Trade Corporation and PH Resorts Group Holdings, Inc. The subsidiaries of Phoenix Petroleum Philippines are Phoenix Global Mercantile, Inc., Subic Petroleum Trading & Transport Philippines, Inc., and PFL Petroleum Management. The subsidiaries of Udenna Management & Resources Corp. (UMRC) are Global Synergy Trade and Distribution Corp., Value Leases, Inc., Udenna Capital, PN-X-Udenna Insurance Brokers, Udenna Environmental Services, Udenna Energy Corporation, and F2 Logistics. Under UDEVCO are Calaca Industrial Seaport Corp.(CISC), Udenna Tower Corporation, LapuLapu Land Corp., Clark Global City Corp. and GoHotels Davao Inc.. The Chelsea Logistics Corp. has the shipping businesses Chelsea Shipping Corp. and Trans-Asia Shipping Lines. Mr. Uy is also Chairman of PH Resorts Group Holdings, Inc., Phoenix Philippines Foundation and Udenna Foundation. He is director of shipping and logistics provider 2Go Group, Inc. through his Udenna Investments BV subsidiary KGLI-NM Holdings Inc. He also serves as independent director of Apex Mining Corp. Mr. Uy is a member of the Young Presidents Organization's Philippine chapter and the Philippine Business for Social Progress. Since November 2011, Mr. Uy has been the Honorary Consul of Kazakhstan to the Philippines. In 2016, he was appointed as the Presidential Adviser on Sports. He is a graduate of De La Salle University with a degree in Business Management.

**Romeo B. De Guzman**  
**Director, Vice Chairman**

Mr. Romeo B. De Guzman, Filipino, 70 years old, was elected Director of the Company in 2009. He is the Vice Chairman and Senior Strategic Adviser, and previously was Chief Operating Officer of the Company, bringing over 40 years of outstanding experience in the oil industry. Before joining the Company, he was with Pilipinas Shell Petroleum Corporation, where he was Vice President for External Affairs for Asia Pacific and a member of the Board of Directors up to December 2006. He was with the said company holding various management and executive positions. Prior to that, he worked at Getty Oil Philippines Inc. for 10 years. Mr. De Guzman is also the Chairman of the Board of Directors of Mirait Philippines, Inc. He holds a Marketing Management and MBA degrees from San Sebastian College – Manila.

**Atty. Jose Victor Emmanuel A. De Dios**  
**Director**

Atty. J.V. Emmanuel A. De Dios, Filipino, 55 years old, was elected Director of the Company on February 15, 2007 and regular director on March 7, 2008. He is the CEO of GE Philippines, and prior to that was President and CEO of Nido Petroleum Pty Ltd., an Australian Stock Exchange-listed oil and gas company. He was Managing Director of Merritt Advisory Partners, Inc. and was a member of

the Board of Directors of Davies Energy Systems, Inc. He also served as Chairman of the Board of the Philippine National Oil Company Exploration Corporation and was former Undersecretary of the Philippine Department of Energy. Atty. De Dios obtained his Master of Laws degree from Harvard Law School and completed his Bachelor of Laws at the Ateneo School of Law.

**Frederic C. DyBuncio**

**Director**

Mr. Frederic C. DyBuncio, Filipino, 59 years old, was elected as a Director of the Company on May 27, 2017. He is the President of SM Investments Corporation. He is a Director of Atlas Consolidated Mining and Development Corporation, Premium Leisure Corp., 2GO Group, Inc., and Pacific Online Systems Corporation. Prior to holding the post, he was a career banker who spent over 20 years with JP Morgan Chase and its predecessor institutions. During his stint in the banking industry, he was assigned to various executive positions where he gained substantial professional experience in the areas of credit, relationship management and origination, investment banking, capital markets, and general management. He has worked and lived in several major cities including New York, Seoul, Bangkok, Hong Kong and Manila. He graduated from Ateneo de Manila University with a Bachelor of Science degree in Business Management and completed a Master's degree in Business Management from the Asian Institute of Management.

**Cherylyn C. Uy**

**Director**

Ms. Cherylyn Chiong-Uy, Filipino, 40 years old, is a graduate of Business and Finance from Ateneo de Davao University. Ms. Uy is one of the pioneers/incorporators of Udenna Corporation, the ultimate parent company of Phoenix Petroleum and which has subsidiaries engaged in the petroleum, shipping, logistics, services, and real estate businesses, among others. She is the Corporate Treasurer of Udenna Corporation and a member of the Board of Director of PH Resorts Group Holdings, Inc.. Ms. Uy is also one of the Executive Directors of Phoenix Philippines Foundation, Inc., the corporate social responsibility arm of the Company. She is the Corporate Treasurer of Udenna Management and Resources Corporation and Chelsea Shipping Corp.

**Stephen T. CuUnjieng**

**Director**

Stephen T. CuUnjieng, Filipino, 60 years old, was elected as a Director of the Company on January 15, 2018, after being a long-time adviser to the Board. He is Chairman of Evercore Asia Limited, and has substantial and wide experience in investment banking. He has acted as Financial Adviser to several financial transactions of companies involving initial public offerings, major and strategic



acquisitions, and mergers of various companies from various industries. He is a member of the Executive Advisory Board for Asia of the Wharton School of Business, and an Independent Director of Century Properties Group and Aboitiz Equity Ventures. He has received several awards and distinctions, such as the Best Independent Advisory Firm in Asia in 2016 for Evercore, and Deals of the Year for various acquisitions. He graduated from Ateneo de Manila University and Ateneo School of Law, and completed an MBA in Finance from the Wharton School of Business.

**Monico V. Jacob**

**Director**

Monico V. Jacob, Filipino, 74 years old, has been a Director of the Company since March 7, 2008. He is President and Chief Executive Officer of the STI Education Systems Holdings, Inc., a publicly listed company; of STI Education Services Group, Inc.; and of West Negros University. He is also the Chairman of Philplans First, Inc., a pre-need company; of Philippine Life Financial, Inc., a life insurance company, and of Republic Surety and Insurance Co., a non-life insurance Company. He likewise sits as an independent director of Jollibee Foods, Inc., Century Properties, Lopez Holdings, Inc. and 2GO Shipping. He sits as Director of Asian Terminals, Inc., Philhealthcare Systems, Inc., an HMO, Philippine Women's University and IAcademy.

**Consuelo Yñares-Santiago**

**Independent Director**

Ms. Consuelo Ynares-Santiago, Filipino, 80 years old, is a Retired Justice of the Philippine Supreme Court. Justice Santiago (Ret) is currently an independent director of Anchor Insurance Brokerage Corp., a leading insurance brokerage company based in New York, USA, SMC Global Power Holdings, Inc., one of the country's leading power companies which is the power generation unit of San Miguel Corporation, South Luzon Tollway Corp., and Top Frontier Investment Holdings, Inc. She is the Chair Advisory Council of the Office of Alternative Dispute Resolution under the Department of Justice. She earned her Law Degree at the University of the Philippines. After being admitted to the bar, she started her career as a Legal Officer of the Securities and Exchange Commission (SEC). After 5 years of legal practice, she decided to enter the Judiciary and spent 36 years of her career as Municipal Judge, Metropolitan Trial Court judge, Regional Trial Court judge, and Associate Justice of Court of Appeals, before becoming an Associate Justice of the highest court of the country, the Supreme Court. During her time in the Supreme Court, she became the chairperson of the Supreme Court's 3rd Division and also joined various committees, among them the Justice on Wheels Program as Chairperson, the Foreign Travel Committee as Chairperson, the House of Representative Electoral Tribunal (HRET) as

Chairperson, and member of the Presidential Electoral Tribunal. She was also a consultant of the Judicial and Bar Council (JBC) and a Bar Examiner of Labor Law and Social Legislation during the 1996 Bar Examination and Taxation Law in the 1998 Bar Examination.

**Nicasio I. Alcantara**  
**Independent Director**

Nicasio I. Alcantara, Filipino, 77 years old, is the Chairman and President of ACR Mining Corporation and Chairman of Conal Corporation. He currently serves as the Chairman of the Corporate Governance Committee of BDO Private Bank, Inc. and is a member of the Bank's Audit Committee and Related Party Transactions Committee. He is currently a Director of Alsons Corporation, Alsons Development and Investment Corporation and several other prestigious corporations. Prior to this, Mr. Alcantara also held the position of Chairman and President in various corporations, namely, Petron Corporation, Alsons Consolidated Resource Inc., Iligan Cement Corporation, Alsons Cement Corporation, Northern Mindanao Power Corporation, Refractories Corporation of the Philippines, and Alsons Insurance Brokers Corporation. He was also the Chairman of Alsons Prime Investments Corporation. Mr. Alcantara holds a Masters degree in Business Administration (MBA) from Sta. Clara University, California, and a Bachelor of Science degree in Business Administration from Ateneo de Manila University.

**Minoru Takeda**  
**Independent Director**

Minoru Takeda, Japanese, 66 years old is the Chairman of aNew Energy (an advisory company for Renewables/LNG), Senior Advisor of GLX LNG (LNG Trading Platform Company), Director of Oxalis Chemicals KK, and Sr. Advisor of Uyenno Kusan KK. Mr. Takeda was with ExxonMobil for 22 years and with Royal Dutch Shell group for 14 years. He was the Chairman of the Board of Showa Shell KK, Country Chairman of Shell Group of Companies in Japan, and GM of Shell Upstream International in charge of the ASEAN/India LNG Market Development. For Mobil Oil Corporation, in addition to holding key positions in Japan, he was Director of Mobil Oil New Zealand, and has experience in Global HQ Downstream Corporate Planning. He also spent over 4 years in Deloitte, as Partner of Deloitte Tohmatsu Consulting and served as CEO of Deloitte Tohmatsu Corporate Finance. He holds BS and MS from Keio University and MS from MIT Sloan School of Management. He was a Visiting Researcher at Harvard University, Energy and Environmental Policy Center.

*\* Independent director – the Company is compliant with the Guidelines set forth by the Securities Regulation Code (SRC)) Rule 38 regarding the Nomination and Election of Independent Director. The Company's By-Laws incorporate the procedures for the nomination and election of independent director/s in accordance with the requirements of the said Rule.*

**Period of Directorship in the Company**

<b><u>Name</u></b>	<b><u>Period of Service</u></b>	<b><u>Term of Office</u></b>
Dennis A. Uy	since incorporation to present	1 year
Domingo T. Uy	since incorporation to present	1 year
Romeo B. De Guzman	since 2009 to present	1 year
J.V. Emmanuel De Dios	2007 to present	1 year
Cherylyn C. Uy	2004 to 2006, 2013 to present	1 year
Monico V. Jacob	2008 to present	1 year
Consuelo Ynares Santiago	2013 to present	1 year
Stephen T. CuUnjieng	January 15, 2018 to present	1 year
Frederic C. DyBuncio	May 27, 2017 to present	1 year
Minoru Takeda	2019 to present	1 year
Nicasio I. Alcantara	2019 to present	1 year

**Directorships in Other Reporting Companies**

The following are directorships held by the directors and executive officers in other reporting companies during the last five (5) years:

<b>Name of Director</b>	<b>Name of Reporting Company</b>	<b>Position Held</b>
Consuelo Ynares Santiago	Top Frontier Investment Holdings, Inc.	Independent Director
Dennis A. Uy	ISM Communications Corporation; PH Resorts Group Holdings, Inc.; Apex Mining Co., Inc.; Chelsea Logistics and Infrastructure Holdings Corp.; 2GO Group, Inc.	President & CEO  Chairman  Independent Director Chairman  Chairman
Cherylyn C. Uy	ISM Communications Corporation; PH Resorts Group Holdings, Inc.; Chelsea Logistics and Infrastructure Holdings Corp.	Director/Treasurer  Director  Treasurer
Frederic C. Dybuncio	2GO Group, Inc. SM Investments Corporation	President/Director President/Director

and the following Independent Directors have held directorships in other reporting companies for the last five (5) years:

<b>Name of Director</b>	<b>Name of Reporting Company</b>	<b>Position Held</b>
Nicasio I. Alcantara	ACR Mining Corporation.	Chairman & President
Minoru Takeda	Showa Shell Sekiyu K.K.	Chairman

### **Certificate of Qualification of the Independent Directors**

The Company will submit an updated Certificate of Qualification of all independent directors pursuant to the October 20, 2006 notice of the Commission on or before the Company's distribution of the Definitive Information Statement to the security holders on May 8, 2020.

### **Executive Officers**

The following is a list of other executive officers and their business experiences during the past five (5) years:

**Henry Albert R. Fadullon**, Filipino, 52 years of age, was appointed Chief Operating Officer of the Company on April 17, 2017. Prior to this, he served Shell Shared Services (Asia) B.V. as General Manager for its global businesses. He has over 25 years of experience in the petroleum industry, having held various roles at Pilipinas Shell Petroleum Corp., a decade of which were spent overseas with postings in Malaysia, Oman, and London. He has a wealth of experience in Retail and B2B performing a variety of frontline and functional roles leading into General Management positions. He completed his BS Industrial Management Engineering, minor in Mechanical Engineering, from De La Salle University.

**Ma. Concepcion F. De Claro**, Filipino, 62 years of age, holds a Bachelor of Science degree in Commerce, Major in Accounting from the Colegio de San Juan de Letran. She has been the Company's Chief Financial Officer since March 2018. She was Director of Alsons Prime Investment Corporation and Alsons Power Holdings Corporation and the Vice-President and Chief Operating officer of Alsons Corporation. She also served as the Director of Limay Energen Corporation and Manila North Harbour Port, Inc. Ms. de Claro also worked with Petron Corporation for several years. She was a Consultant for M&A Projects and a member of the Board of Trustees of Petron Corporation Employees Retirement Fund. She also served as Petron's Vice President for Corporate

Planning & Services, Controller for the company and its subsidiaries, and held various positions in Corporate Planning. In addition, Ms. De Claro also served as a Director of New Ventures Realty Corporation, Las Lucas Development Corporation, Petron Marketing Corporation and Petron Freeport Corporation.

**Alan Raymond T. Zorrilla**, Filipino, 50 years of age, is the Senior Vice President for External Affairs, Business Development, and Security of the Company. Prior to his employment with the Company, he was Chief Legal Counsel of the Unioil Group of Companies where he headed the Legal, Human Resources, and Administrative Departments. He also served as Director for Freeport Services Corporation, a 100% subsidiary of Subic Bay Metropolitan Authority and was once a Legal Consultant of the Department of Environment and Natural Resources. Atty. Zorrilla was engaged in litigation practice with Pangilinan, Britanico, Sarmiento and Franco Law Offices before he entered corporate practice. He formerly worked as Corporate Legal Counsel of publicly-listed Fil-Estate Group of Companies in its Litigation and Labor Department. Atty. Zorrilla completed his law studies at the San Beda College of Law in 1994 and was admitted to the Philippine Bar in 1995. He also took up his masteral studies at the Ateneo Graduate School of Business. He is an Army Reservist and a concurrent Commander (Lt. Colonel) of the Philippine Coast Guard Auxiliary.

**Charlie R. Valerio**, Filipino, 52 years old, is the Chief Digital Officer. He also leads the IT group of parent company Udenna Group of Companies. Charlie has more than 20 years of in-depth exposure and experience in the Oil & Gas, Power Generation, and Fast-Moving Consumer Goods (FMCG) industries as well as a local conglomerate, having worked for Procter & Gamble for 7 years, Royal Dutch Shell for 14 years, and 5 years for First Gen Corporation and First Philippine Holdings in concurrent capacity. He was Chief Information Officer at First Gen Corp. and for First Philippine Holdings, leading IT for the conglomerate (composed of 11 companies covering 5 industries - power generation, manufacturing, real estate/property, health care, and construction). Charlie received his Bachelor of Science degree in Computer Science from De La Salle University. He is a certified Project Management Professional and completed several leadership trainings in Switzerland and Singapore.

**Socorro T. Ermac-Cabrerros**, Filipino, 55 years old, is concurrently the Vice President for Corporate Legal and Corporate Secretary of the Company. She is also the Corporate Secretary of Phoenix Petroleum Holdings, Inc. Prior to joining the Company, she was a Legal Counsel of Philippine National Bank in Davao City. She has worked for the government such as Office of the Ombudsman for Mindanao and later as Prosecutor for the Province of Davao del Norte after engaging in the private practice of law. She finished her law degree at the Ateneo de Davao University College of Law. She was President for the Davao City Chapter of the Integrated Bar of the Philippines, Davao City Chapter from 2009-2011 and President of the Davao Lady Lawyers Association from 2000-2002.

**Jonarest Z. Sibog**, Filipino, 39 years old, is the Asst. Vice President for Comptrollership. She joined the company in 2006, starting her career in Procurement which she headed for seven years before moving to Finance. She is a graduate of Ateneo de Davao University with a degree in Bachelor of Science in Accountancy. She finished her Masters in Business Administration at the University of Mindanao where she also earned a few units in LLB. She is a Certified Public Accountant and is currently a Board of Director of the Association of CPAs in Commerce and Industry (ACPACI) - Davao City Chapter

**Richard C. Tiansay**, Filipino, 56 years old, is the General Manager for Pricing and Demand. Mr. Tiansay has more than 22 years of experience in the oil industry covering domestic and international operations. His last position in Royal Dutch Shell is as Global SAP IT Order to Cash Team Lead in London, U.K. This after being assigned to various key managerial positions not limited in the Philippines but as well as in a number in Asia Pacific and other countries. Mr. Tiansay completed his Bachelor of Science in Mechanical Engineering degree from the University of San Carlos, Cebu City.

**Roy O. Jimenez**, Filipino, 57 years of age is currently the General Manager for Commercial and Industrial Business. Prior to joining the Company he was connected with Chevron Phil. Inc for almost 30 years and handled various National and District Managerial positions, as well as supervisory positions for various trades such as Retail, Commercial/Industrial, Marketing Support, Liquefied Petroleum Gas and Lubricants. He also handled regional position as a Programs Manager and have been the team lead for Philippines in various Chevron Regional projects. He was assigned as a District Manager covering various areas like North Metro Manila/North Luzon, Visayas and Mindanao. He is a licensed Mechanical Engineer and graduated in University of Santo Tomas. He has MBA units in De La Salle University and attended various Leadership and Management programs in Asian Institute of Management, as well as in-house training programs of Chevron in Asia Pacific and South Africa.

**Joselito G. de Jesus**, Filipino, 64 years old, is the General Manager for Business Development, Strategies and Portfolio Unit. Prior to joining the Company, Mr. de Jesus was the Assistant Vice-President for Reseller Trade of Petron Corporation. He joined the oil industry in late 1970's when became a Corporate Planning Analyst, then later on Corporate Planning Manager/Coordinator, of the Philippine National Oil Company (PNOC). Mr. de Jesus also became a Manager in the Corporate Planning Department of PNOC Shipping and Transport Corporation and at the same time, he was also an assistant to the Chairman of PNOC. In the late 90's, Mr. de Jesus transferred to Petron Corporation and stayed with said Company for almost 17 years. He is a graduate of Bachelor of Science in Business Administration Major in Marketing and Finance from the University of the Philippines and holds a Masters in



Business Administration from the Ateneo Graduate School of Business.

**Ericson S. Inocencio**, Filipino, 45 years old, is the General Manager for Retail Business. Eric has more than 20 years of extensive experience in the petroleum industry. Prior to joining the Company, he was connected with Chevron Phils. where he held various positions primarily leading the Commercial and Industrial business as District Sales Manager for more than five(5) years and as concurrent National Fleet Cards Sales Manager. He has exposure in marketing support function in charge of developing and executed local & global process/programs which includes profitability modelling. He is a certified Mechanical Engineer from De La Salle University and attended his MBA at Ateneo Graduate School of Business.

**Joven Jesus G. Mular**, Filipino, 49 years of age, is the General Manager for Lubricants Sales and Distribution Business. He joined Phoenix last May 4, 2015. He brought with Him twelve and a half years of pure lubricant experience from a major petroleum company holding various positions in sales, business development and marketing handling both B2C and B2B. Within those years, he had 2 years assignment in the Asia Pacific Region doing Channel Development Specialist work.

**Maria Rita A. Ros**, Filipino, 60 years old, is the Asst. Vice President for CME. Ms. Ros has more than thirty (30) years of experience in the oil industry covering materials management, supply chain management, production planning, imports-exports, warehousing and logistics. She held various positions in Petron Corporation from 1981 up to 2011 when she handled Biofuels and Special Projects, and Supply Optimization. Ms. Ros set up a personal business before joining Phoenix Petroleum Philippines, Inc. in November 2013. She is a graduate of B.S. Chemical Engineering from the University of the Philippines, and is a licensed Chemical Engineer, and took up Basic Management at the Asian Institute of Management.

**Celina I. Matias**, Filipino, 55 years old, is presently the Asst. Vice President for Brand and Marketing Group of the Company. Ms. Matias has more than 25 years of expertise on strategic marketing and client servicing. She honed her skills from Ogilvy & Mather and McCann Erickson and had worked with local Ad Agency as partner. She handled over 25 local and global brands across different product categories from petroleum, telecoms, real estate, automotive, pharmaceutical and a lot more. She finished Communication Arts major in Advertising & Public Relations in Assumption College.

**Reynaldo A. Phala**, Filipino, 53 years old, is the Asst. Vice President for Treasury. He joined the Company in 2008 as its Credit and Collection Manager. Before joining the Company, he led a progressive banking career for 17 years,

which he started at UCPB. He also worked with the Department of Trade and Industry as Municipal Trade and Industry Officer for a year. He graduated from Mindanao State University-General Santos City with the degree Bachelor of Science in Civil Engineering as a consistent academic scholar and passed the licensure examinations for Civil Engineers in May 1989. He recently finished his Master in Business Administration (MBA) under the Regis Program at the Ateneo Graduate School of Business.

**Celeste Marie G. Ong**, Filipino, 52 years old, is currently the Asst. Vice President for Human Resources. Ms. Ong has more than 20 years of solid human resources management experience from local and multinational companies (Concrete Aggregates Inc., Van Melle Phils., Fujitsu Computer Products and Optodev, Inc.) Her expertise includes compensation management, talent acquisition, training and development, employee relations/engagement, benefits administration and HRIS. She finished A.B. Psychology from Pamantasan ng Lungsod ng Maynila and took her M.A. in Psychology at University of Santo Tomas. She completed Essilor Management Training course in Singapore & France.

**Ignacio Raymund S. Ramos, Jr.**, Filipino, 57 years old, is the AVP for Engineering. He has more than 25 years of specialized practice in the fuel industry. He previously worked with Shell Philippines (1985 to 2003) and worked his way up to key positions like Special Projects Manager, Head Retail Construction, Retail Engineering Manager and Field Facilities Engineering Manager. He also worked in Enmar Construction Inc. (2004-2009) where his role as General Manager propelled the business in the field of construction and maintenance of bulk oil terminal facilities and equipment for major petroleum companies. Among the projects he managed from 2006-2017 were: SMART Pigging (Intelligent Inspection of Pipelines) Shell Guam Inc.; In Indonesia: Pulau Laut Terminal bulk storage & distribution and jetty facility' PT Banten Energy for the construction of Refrigerated LPG Terminal, New IBT Barge Fuel Loading facility and in Singapore the construction of Lube Oil & Grease Manufacturing Plant. He finished Civil Engineering from the University of the Philippines.

**Arnel G. Alban**, Filipino, 52 years old, has been recently appointed as the Asst. Vice President for Retail Operations and Network Development. He joined Phoenix in April 2018, moving from Total (Philippines) Corporation as Asst. Vice President for Retail Development and Compliance. He has a solid 25 years experience in the oil industry, starting out as a Business Counselor (or Retail Territory Manager) in 1993 at Caltex (Philippines), Inc. where he stayed for 5 years. In 1998, he moved to Total where he stayed for 20 years, moving in various Sales positions, including a stint as AVP for Retail Development and Compliance. Arnel is a licensed Civil Engineer and graduated from the University of the Philippines.

**Jaime T Diago Jr.**, Filipino, 64 years old, joined Phoenix Petroleum in September 2018 as AVP Technical Service and QAPD. Prior to joining the company, he was connected with Pilipinas Shell where he served for 32 years holding the following key roles: Fuels Product Quality (PQ) Lead (PH & HK), Fuels PQ Manager (MEA), Fuels Technical Manager, Head Trading & Economics, Marketing Sales Manager, Commercial Development Manager and Lubricants Assistant Supply. Prior to his employment with Pilipinas Shell, Jaime also had six years with Mobil Philippines where he served as Marketing Representative and Technical Service Engineer. He finished BSME from Silliman University and is a licensed Mechanical Engineer.

**Joriz Tenebro**, Filipino, 41 years old, is the General Manager for Joint Ventures. Prior to joining Phoenix in November 2018, he has 15 years of combined business and commercial finance experience with Shell in retail, trading, upstream and integrated gas covering Asia Pacific, Middle East, and Europe. Role includes retail territory management; reporting, planning and economics; finance management; M&A and New Business Development; and internal audit. He was based in Davao, Manila and a combined 10 years in Singapore and Dubai. Prior to joining Shell, he spent a total of 3 years as P&G distributor Finance Manager and PwC Finance Auditor. Most of his key development trainings were in Shell Headquarter in Netherlands and INSEAD France. He graduated from Ateneo de Davao University.

**Magtanggol C. Bawal**, Filipino, 58 years old, is the General Manager for Shared Services and is a Certified Public Accountant with 35 years of work experience in the oil industry, IT, and Services. Prior to joining Phoenix in 2017 after the company's acquisition of Family Mart, he was with Shell Shared Services (Asia) B.V. as Contracts & Procurement Operations Delivery Center Manager. Among his other work, he was previously IT consultant of Phoenix Petroleum in 2010; Chief Finance Officer and COO of Microsoft Phils.; and LPG Finance Manager, among other roles, at Pilipinas Shell Petroleum Corp. He earned a Bachelor of Science degree in Commerce, major in Accounting, from the University of Batangas, and took MBA classes at the DLSU Graduate School of Business.

**Lester C. Khan**, Filipino, 39 years old, the General Manager for Aviation Business is a driven sales and technical professional with nearly two decades of experience in the FMCG and oil/gas industry. Previously, he served as General Manager for both Pure Essence Inc. and Margarrett Enterprise Inc., which produce biodiesel and toll-packs for major FMCG companies. He started his career in Procter & Gamble where he was recognized for leading the reformulation and process development of the company's soap brands. In between his stints in manufacturing, he worked in Pilipinas Shell Petroleum Corp., handling Retail in South Mindanao. He is a licensed Chemical Engineer from the University of the Philippines Los Baños and a Six Sigma Green Belt Certified Practitioner. He completed his MBA studies at the Ateneo Graduate School of Business with Gold Honors.

**Elmer A. Baguioro**, Filipino, 47 years old, is the General Manager for LPG Trading. Before joining Phoenix in 2018, he worked for multinational corporations such as Procter & Gamble, Coca-Cola, and Royal Dutch Shell in over 20 years, performing various roles, including Global LPG Trader in the field of research and development, manufacturing, strategic infrastructure planning, logistics and supply chain planning and network optimization, and global LPG trading and chartering. He graduated Cum Laude at the University of St. La Salle Bacolod with a Bachelor of Science degree in Chemical Engineering and placed 7th in the Chemical Engineering Licensure Exams.

**Bernard C. Suiza**, Filipino, 52 years old, is the General Manager for Philippine FamilyMart. Bernard has 30 years of experience in network planning, marketing, and operations, having worked in industries from fuel to food. He joined Phoenix in 2017, and was previously with San Miguel Foods as its Area Sales Manager for North Luzon. He was formerly marketing director of Prominex Ventures, and General Manager of Emerging Channels Inc. where he handled marketing and distribution of food and non-food products. He spent 11 years in Pilipinas Shell Petroleum Corp. in various roles in retail, finance, network planning, and non-fuels retailing. Bernard graduated cum laude from the University of the Philippines with a degree in Business Administration, and obtained his MBA from UP in 2017.

**Julgin Anthony G. Villanueva**, Filipino, 35 years old, is the General Manager for LPG Luzon. Ton is a sales professional with over a decade of experience in selling and negotiation, account management, and business development. Before joining Phoenix in 2017, he was Head of the Mid and High-Rise Segment of Republic Cement Services, formerly Lafarge Cement Services Phils. He started his career at Pilipinas Shell Petroleum Corp., where he was assigned to the LPG business (Shellane LPG) for nine years in retail and industrial trades across the country. He is a graduate of De La Salle University with a degree in Management of Financial Institutions, and holds an MBA from the Ateneo Graduate School of Business where he graduated with first class honors.

#### Period of Service in the Company

<b><u>Name</u></b>	<b><u>Period of Service</u></b>
Henry Albert R. Fadullon	April 17, 2017 to present
Ma. Concepcion F. De Claro	May 1, 2018 to present
Charlie R. Valerio	March 1, 2019 to present
Socorro Ermac Cabreros	July 2, 2006 to present
Jonarest Z. Sibog	March 27, 2006 to present
Reynaldo A. Phala	October 16, 2008 to present

Alan Raymond T. Zorrilla	April 1, 2009 to present
Joselito G. De Jesus	March 15, 2011 to present
Richard C. Tiansay	March 1, 2013 to present
Ericson S. Inocencio	February 15, 2014 to present
Roy O. Jimenez	May 11, 2015 to present
Joven Jesus Mugar	May 4, 2015 to present
Ma. Rita A. Ros	November 1, 2013 to present
Celeste Marie G. Ong	July 2, 2012 to present
Celina I. Matias	July 2, 2012 to present
Ignacio Raymund Ramos, Jr.	January 16, 2018 to present
Arnel G. Ablan	April 16, 2018 to present
Jaime T. Diago, Jr.	September 3, 2018 to present
Joriz B. Tenebro	November 5, 2018 to present
Magtanggol C. Bawal	December 1, 2017 to present
Lester C. Khan	February 18, 2019 to present
Elmer A. Baguioro	August 1, 2018 to present
Bernard C. Suiza	August 16, 2017 to present
Julgin Anthony G. Villanueva	October 16, 2017 to present

***There are no Directors and/or Executives working in any government agency.***

#### Nominations of Directors and Independent Directors for the term 2020-2021

The following are the final nominees who were duly screened by the nomination committee for election to the Board of Directors for the following fiscal year 2020 at the forthcoming Annual Meeting:

1. Dennis A. Uy
2. Henry Albert R. Fadullon
3. Romeo B. De Guzman
4. J.V. Emmanuel A. de Dios
5. Minoru Takeda (Independent Director)
6. Cherylyn C. Uy
7. Nicasio I. Alcantara (Independent Director)
8. Consuelo Ynares-Santiago (Independent Director)
9. Monico V. Jacob
10. Frederic C. DyBuncio
11. Stephen T. CuUnjieng
12. Domingo T. Uy

Minoru Takeda, Nicasio I. Alcantara and Consuelo Ynares-Santiago are nominated as Independent Directors based on following qualifications:

1. They have no transaction, affiliations or relations with the Issuer/Corporation

2. Their current business activities are different from the current business activities of the Corporation. Thus, their credentials add diversity in the business backgrounds of the Board of Directors
3. They have and will maintain independent judgment and views with the Board of Directors
4. Except for the 1 share each, they do not own any shares in the Corporation
5. Prior to initially being elected as Directors of the Company, they have not, at any time, rendered any service to the Company.
6. They possess none of the disqualifications of an Independent Director.

Retired Supreme Court Justice Consuelo Ynares-Santiago was nominated as Independent Director by Atty. J.V. Emmanuel A. de Dios. On the other hand, Mr. Nicasio I. Alcantara and Mr. Minoru Takeda were nominated by Ms. Cherylyn C. Uy. Atty. de Dios and Ms. Cherylyn C. Uy or any of the nominated directors are not related to either Retired Justice Santiago, Mr. Alcantara or Mr. Takeda by consanguinity or affinity and has no professional or business dealings with them. Retired Justice Santiago, Mr. Takeda and Mr. Alcantara are neither officers nor substantial stockholders of the Company. They possess the qualifications and none of the disqualifications of independent directors. Retired Justice Santiago, Mr. Alcantara and Mr. Takeda hold only one (1) share each in the Company. Prior to being elected as Director of the Company, they have not, at any time, rendered any service to the Company.

The members of the Nomination and Governance Committee are: Nicasio I. Alcantara (Chairman), Minoru Takeda, and J.V. Emmanuel A. De Dios as members.

For the scheduled Annual Meeting, the Committee has screened and evaluated the candidates for Independent Directors based on the Rule 38 of the Securities Regulation Code ("SRC") and the Company's amended By-laws and New Code of Corporate Governance. Amendments to the By-laws of the Company incorporating the provisions of SRC Rule 38 were approved by the SEC on February 19, 2007.

*(For the individual write-ups of the other nominees, please refer to item 5 of this Information.)*

(b) Significant Employees

No single person is expected to make a significant contribution to the Company's business since the Company considers the collective efforts of all its employees as instrumental to the overall success of the Company's performance.

(c) Family Relationships

With the exception of Messrs. Domingo T. Uy and Dennis A. Uy who are related to each other by consanguinity within the first civil degree, Cherylyn C. Uy and Dennis A. Uy, who are spouses and related to each other by affinity, and Domingo T. Uy and Cherylyn C. Uy who are related to each other by affinity, there are no other family relationships either by consanguinity or affinity up to the fourth civil degree among the directors, executive officers, and persons nominated and chosen by the Company to become directors and executive officers of the Company.

(d) Involvement in Certain Legal Proceedings

The Company's Independent Director, Monico V. Jacob, in his capacity as then Chairman of Petron Corporation, was impleaded in a case together with some government officials for Violation of Republic Act 3019 otherwise known as the Anti-Graft and Corrupt Practices Act involving tax credit payments. The case have been **dismissed** by the Sandiganbayan, Fourth Division, Quezon City in a Resolution dated March 2, 2017.

The Department of Justice (DOJ) filed twenty-five (25) Informations against Dennis A. Uy, President and CEO of the Company, for alleged violations of the Tariff and Customs Code of the Philippines, twenty-two (22) of which were filed with the Regional Trial Court of Davao City, and three (3) Informations filed with the Regional Trial Court of Batangas City.

With respect to the Informations filed with the Regional Trial Court of Batangas City, upon filing by Mr. Uy on September 2, 2013 of an *Omnibus Motion for the Determination of Lack of Probable Cause*, the Regional Trial Court of Batangas City granted said motion on September 17, 2013 and DISMISSED all three (3) Informations. The DOJ filed a *Motion for Reconsideration with Motion for Inhibition* of Judge Ruben A. Galvez, which was subsequently denied on December 6, 2013. On July 7, 2014, the Regional Trial Court of Batangas City issued a Certificate of Finality certifying that its Order dated December 6, 2013, which denied the Motion for Reconsideration and affirmed the Order dated September 17, 2013 which **dismissed** the 3 Informations filed against Mr. Uy for lack of probable cause, has already become final and executory since no appeal was filed therefrom.

With respect to the Informations filed with the Regional Trial Court of Davao City, on October 4, 2013, the Regional Trial Court of Davao City ordered the DISMISSAL of the criminal cases against Mr. Uy. The subsequent Motion for Reconsideration of the Plaintiff, People of the Philippines, was also denied in an Order dated August 18, 2014. Hence, the People of the Philippines ("Petitioner") filed on October 27, 2014 with the Court of Appeals (CA), Cagayan de Oro City a *Petition for Certiorari* under Rule 65 of the Rules of Court docketed as **CA G.R.**

**SP No. 06500-MINm CA, CDO, 23<sup>rd</sup> Division.** On October 24, 2016, Mr. Uy received a copy of the Decision of the CA dated October 12, 2016 **DENYING** the Petition for Certiorari. On November 10, 2016, Mr. Uy received a copy of the Motion for Reconsideration filed with the CA.

As of January 25, 2017, the Court of Appeals has **DENIED** the Petitioner's Motion for Reconsideration and upheld the decision of the Court on October 12, 2016.

On 4 April 2017, we received a copy of the Petition for Review on Certiorari dated 27 March 2017 filed by petitioner docketed as GR No. 229705, SC, Manila, 3<sup>rd</sup> Division. While awaiting Resolution from the Supreme Court on the parties' Memoranda, in a "Manifestation in Lieu of Reply" filed by the Office of the Solicitor General on July 10, 2019, the SOJ has prayed that their manifestation be duly considered and to DISMISS all three (3) petitions without prejudice to the possible filing, if the Court desires, of supplemental memoranda from the parties.

Several cases of Grave Coercion, Robbery and Libel were filed against the Sales Team of South Mindanao and other officers, including all the members of the Board of Directors except for Domingo T. Uy, Stephen Cu-Unjieng, Minoru Takeda, Nicasio Alcantara and Justice Consuelo Ynares-Santiago in relation to the Company's closure and take-over of six (6) Phoenix Fuel Stations in Davao City. To date, the cases have been dismissed by the City Prosecutor's office of Davao City.

Other court cases typical and customary in the course of the business operations of the Company such as those, among others, involving collection, qualified theft, breach of contract and reckless imprudence have been filed by and against the Company, by and against its employees and/or third parties. The results of which will not significantly affect the financial standing of the Company. Other than the above stated, no other significant cases were filed by and against the Company and its subsidiaries.

Except for the above, to the best of the Company's knowledge there has been no occurrence during the past five (5) years up to the date of this Prospectus of any of the following events which are material to an evaluation of the ability or integrity of any director, person nominated to become a director, executive officer, or control person of the Company:

- Any insolvency or bankruptcy petition filed by or against any business of which such person was a general partner or executive officer either at the time of the insolvency or within two years prior to that time;
- Any conviction by final judgment in a criminal proceeding, domestic or foreign, or any pending criminal proceeding, domestic or foreign, excluding



traffic violations and other minor offenses;

- Any final and executory order, judgment, or decree or any court of competent jurisdiction, domestic or foreign, permanently or temporarily enjoining, barring, suspending, or otherwise limiting involvement in any type of business, securities, commodities, or banking activities; and
- Any final and executory judgment by a domestic or foreign court or competent jurisdiction (in a civil action), the Commission, or comparable foreign body, or a domestic or foreign exchange or electronic marketplace or self-regulatory organization, for violation of a securities or commodities law.

**There are no other pending significant legal cases as far as records of the Company is concerned.**

(e) **Certain Relationships and Related Transactions**

The Group's related parties include the ultimate parent company, parent company, subsidiaries, stockholders, the Group's key management and others as described below.

The Company has an operating lease agreement with its ultimate parent company, Udenna Corporation, for the use of various properties for its operations and for office space. Furthermore, the Company regularly charters the use of marine tankers from its affiliate, CSC, for the hauling of its fuel products from suppliers' terminals and from its own depots to Company depots and to its customers. These contracted services are made on reasonable arms-length terms as would be obtainable from third party providers. The following are the transactions with related parties:

a.) **Rentals**

The Group has an operating lease agreement with Udenna Corporation, the ultimate parent company. The total rent expense of the Company is presented as follows:

2016	2017	2018	2019	TOTALS
75,198,160.90	68,093,074.22	7,106,448.53	-	<b>150,397,683.65</b>

b.) **Contract of Affreightment**

The Company entered into a Contract of Affreightment with CSC, an affiliate to haul the Company's petroleum supplies for both regional and domestic markets.

c.) ***Due to and Due from Related Parties***

The breakdown of the Due from Related Parties as of December 31 is as follows:

	<u>Note</u>	<u>2019</u>	<u>2018</u>
PAPI		<b>P 1,979,538</b>	P 5,241,248
P-H-O-E-N-I-X Philippines Foundation, Inc. (PPFI)		<b>94,089</b>	58,118
CISC		-	933,096,022
Galaxi Petroleum Fuels, Inc.		-	876,256
Udenna Corporation		-	540,810
		<b>2,073,627</b>	939,812,454
Allowance for impairment	4.3(b)	<b>( 86,816 )</b>	<b>( 1,908,282 )</b>
		<b><u>P 1,986,811</u></b>	<b><u>P 937,904,172</u></b>

***Key Management Compensations.***

The compensation of key management personnel are broken down as follows:

	<u>2019</u>	<u>2018</u>	<u>2017</u>
Salaries and wages	209,333,343	215,217,266	59,621,546
13th month pay and bonuses	21,772,957	17,622,482	5,488,660
Honoraria and Allowances	13,110,558	13,192,196	6,242,372
Post-employment benefits	16,794,233	8,494,913	3,623,132
Share-based payment	3,730,524	3,576,322	5,207,284
	<b><u>264,741,615</u></b>	<b><u>258,103,179</u></b>	<b><u>80,182,994</u></b>

**Item 6. Compensation of Directors and Executive Officers**

The Company's executives are regular employees and are paid a compensation package of twelve (12)-months pay. They also receive performance bonuses similarly to those of the managerial, supervisory and technical employees.

The members of the Board of Directors who are not employees of the Company are elected for a period of one (1) year. The Company pays its non-executive directors a per diem of P30,000.00 for each meeting. There are no other arrangements for which the members of the Board of Directors are compensated.

The members of the Board of Directors are elected for a period of one (1) year.

The aggregate compensation paid or incurred during the last two (2) fiscal years and estimated to be paid in the ensuing fiscal year to the executive officers of the Company are as follows:

***Summary of Compensation Table***

Projected Compensation of Executive Officers and Directors (in thousand Pesos)				
		Year ended December 31, 2020		
Name	Principal Position	Salaries (in ₱)	Bonuses / 13 <sup>th</sup> Month / Other Income (in ₱)	Total (in ₱)
Dennis A. Uy	President and Chief Executive Officer	56,640*	4,720*	61,360*
Henry Albert R. Fadullon	Chief Operating Officer			
Ma. Concepcion F. De Claro	Chief Finance Officer			
Alan Raymond T. Zorrilla	SVP – External Affairs, Business Development and Security			
Charlie R. Valerio	Chief Digital Officer			
All other officers and directors as a group unnamed		71,434	5,953	77,387

\* Total salaries and bonuses/ 13<sup>th</sup> month and other income of the above named individuals

Compensation of Executive Officers and Directors (in thousand Pesos)				
		Year ending December 31, 2019		
Name	Principal Position	Salaries (in ₱)	Bonuses / 13 <sup>th</sup> Month / Other Income (in ₱)	Total (in ₱)
Dennis A. Uy	President and Chief Executive Officer	48,898	4,074	52,972
Henry Albert R. Fadullon	Chief Operating Officer			
Ma. Concepcion F. De Claro	Chief Finance Officer			
Alan Raymond T. Zorrilla	SVP – External Affairs, Business Development and Security			
William M. Azarcon	VP – Business development for terminals and depots			
All other officers and directors as a group unnamed		80,363	6,697	87,060

Compensation of Executive Officers and Directors (in thousand Pesos)				
		Year ending December 31, 2018		
Name	Principal Position	Salaries (in ₱)	Bonuses / 13 <sup>th</sup> Month / Other Income (in ₱)	Total (in ₱)
Dennis A. Uy	President and Chief Executive Officer	44,453	3,704	48,157
Henry Albert R. Fadullon	Chief Operating Officer			
Joseph John L. Ong	Chief Finance Officer			
Alan Raymond T. Zorrilla	VP – External Affairs, Business Development and Security			
William M. Azarcon	VP – Business development for terminals and depots			
All other officers and directors as a group unnamed		73,057	6,088	79,145

The Directors and Officers of the Company hold no Outstanding Warrants and Options.

Generally, a typical employment contract executed between the Company and its named executive officers has the following terms:

1. Specification of job title, commencement date of employment, work assignment and possible need for reassignment of work or location as the need may arise;
2. A probation period of six months probationary period from commencement of employment. If the job performance is found to be satisfactory, employment shall be converted to regular basis.
3. Salary & Benefits: specifies that the executive shall receive his monthly salary and a guaranteed 13<sup>th</sup> month pay less the necessary government deductions allowed by law such as but not limited to SSS premium, Philhealth, Pag-IBIG contributions. The same section likewise provides that the executive's salary shall be subject to annual review which shall take into consideration his performance and the achievement of a mutually-agreed goals.
4. Exclusivity: The employment contract provides that the executive shall render exclusive service to the Company and the prohibition to work with other companies regardless of whether such work is done outside office hours, without the consent of the Company.

5. Confidentiality: The executive/employee is duty bound to keep all information, materials and records which he or she may access in the course of his/her employment with the Company are confidential in nature and he or she may not disclose or reproduce the same without the consent of the Company.
6. Professional Conduct: The executive concerned is expected to comply with all the policies and procedures which the Company may issue from time to time. It is specifically prohibited to accept any or all kinds of gifts from suppliers and customers without the consent of the Company

**Compensation Committee** (Now under the Nomination and Governance Committee)

The duties and functions of the Company's Compensation Committee has now been folded into the Nomination and Governance Committee, as such it shall be composed of at least three (3) members of the Board, one of whom shall be an Independent Director. The function of the Compensation Committee to be folded into the Nomination and Governance Committee include establishing a formal and transparent procedure for developing a policy on executive remuneration and for fixing the remuneration packages of corporate officers and directors, and provides oversight over remuneration of senior management and other key personnel.

The following are the members of the Nomination and Governance Committee:

Nicasio I. Alcantara (Independent Director)	Chairperson
Minoru Takeda (Independent Director)	Member
J.V. Emmanuel A. de Dios	Member

**Item 7. Independent Public Accountants**

The financial statements of the Company were audited by Punongbayan & Araullo for the years ended December 31, 2019, 2018, 2017 and 2016. Said external auditor has no shareholdings in the Company, or any right, whether legally enforceable or not, to nominate persons or to subscribe to the securities of the Company, in accordance with the professional standards on independence set by the Board of Accountancy and the Professional Regulation Commission.

Punongbayan & Araullo will be recommended for re-appointment at the scheduled Annual Meeting.

Representatives of the firm are expected to be present at the Annual Meeting and they will have the opportunity to make a statement if they desire to do so and are expected to be available to respond to appropriate questions.

Punongbayan & Araullo was first appointed external auditor of the Company in 2006. The Company is compliant with SRC Rule 68, paragraph 3(b)(IV) (Rotation of External Auditors) and the two year cooling off period. The certifying partner for the examination of the Company's financial statements for the year 2019 is **Mr. Ramilito Nañola**. The last of the Company's Financial Statement that Mr. Nañola certified was the Company's 2017 and 2018 Financial Statements.

### **Audit Fees**

The following table sets out the aggregate fees billed for each of the last three (3) fiscal years for professional services rendered by the Company's external auditors.

<b>Audit and Related Fees</b>				
		Amount in Thousands Php		
Particulars	Nature	2017	2018	2019
Punongbayan and Araullo	Audit of FS for the year 2016 - Parent and Subsidiaries	<b>1,920.00</b>		
Punongbayan and Araullo	Audit of FS for the year 2017 - Parent and Subsidiaries	<b>2,728.00</b>	<b>3,460.80</b>	
Punongbayan and Araullo	Audit of FS for the year 2018 - Parent and Subsidiaries		<b>1,904.17</b>	<b>4,637.52</b>
Punongbayan and Araullo	Audit of FS for the year 2019 - Parent and Subsidiaries			<b>3,616.54</b>
<b>Sub-total</b>		<b>4,648.00</b>	<b>5,364.97</b>	<b>8,254.06</b>
<b>Tax Advisory Services</b>				
Sycip, Gorres and Velayo	Tax Consultancy	120.18	120.00	120.00
<b>Sub-total</b>		<b>120.18</b>	<b>120.00</b>	<b>120.00</b>
<b>All Other Fees</b>				
Entia Accounting Office	Professional Fee for BOI Registration of Depot Facilities	1,526.63	2,885.80	1,445.17

Punongbayan and Araullo	Professional Fee for Special Audit, Transfer Pricing, tax Compliance for PLPI and Due Diligence Engagement	5,557.75		4,216.48
<b>Sub-total</b>		<b>7,084.38</b>	<b>2,885.80</b>	<b>1,445.17</b>
<b>GRAND TOTAL</b>		<b>11,852.56</b>	<b>8,370.77</b>	<b>9,819.23</b>

### **Audit Committee and Policies**

Under the Company's By-laws, the Audit Committee is responsible for, among others, the setting-up of an internal audit department and considers the appointment of an internal auditor as well as the independent external auditor, the audit fees and any question of resignation or dismissal, and the review of the quarterly, half-year and annual financial statements before their submission to the Board of Directors.

In accordance with the Company's By-laws and Manual of Corporate Governance, in 2007, the Company formed its Audit Committee. The Company's Audit Committee shall be composed of at least three (3) members of the Board, preferable with accounting and finance background, one of whom shall be an Independent Director and another should have related audit experience. The chairman of the Audit Committee should be an independent director and he should be responsible for inculcating in the minds of the members of the Board the importance of management responsibilities in maintaining a sound system of internal control and the Board's oversight responsibility.

The following are the members of the Audit Committee: Consuelo Ynares Santiago (Independent Director) as Chairman, Monico V. Jacob, Domingo T. Uy as members.

The Internal Audit systems of the Company are in place since 2008 but these auditing tools are strengthened this year. The Internal Audit's role and responsibilities are defined in the Audit Charter approved by the Board of Directors. Primarily, it assists the Audit Committee of the Board in fulfilling its oversight responsibility to the shareholders by bringing a systematic, disciplined approach to evaluating and improving the effectiveness of governance, risk management and internal control processes.

Internal Audit, in fulfilling its role, performs the following general functions: 1.) evaluating the Company's governance processes including ethics-related programs; 2.) performing an objective assessment of the effectiveness of risk management and internal control framework, identifying risk exposures and recommending strategies to mitigate them; 3.) evaluating the reliability and integrity of financial statements and the financial reporting process; 4.) analyzing and evaluating business processes and associated controls; 5.) determining compliance with applicable laws and regulations.

### Changes In and Disagreements With Accountants

The Company has not had any disagreement with its previous and current external auditor/independent public accountant on any matter of accounting principles or practices, financial statement disclosure or auditing scope or procedure.

### **Item 8. Compensation Plans**

No action is to be taken by the Company with respect to any compensation plans.

#### **Employee's Stock Options Plan**

On June 22, 2011, the Commission approved the application for exemption from the registration requirement of the Securities Regulations Code of the Company for the proposed issuance of 24,493,620 common shares for the Company's Employees Stock Options Plan (ESOP).

On May 14, 2014, the Philippine Stock Exchange (the Exchange) approved the listing of 24,493,620 Common shares pertaining to the Company's Employee Stock Option Plan (ESOP);

On July 26, 2017, the Company, through its Stock Transfer Agent, implemented for the first time the Corporation's ESOP after its vesting period for 1 year. For the first tranche, the Company issued additional 2,160,000 PNX Common shares to qualified employees pursuant to the Employee Stock Option Plan (ESOP) in scripless form and on November 15, 2017, the company issued additional 601,000 PNX Common shares at the price of Php5.68 per share.

As of January 31, 2020, a total of 8,427,000 common shares(ESOP) have been exercised and subscribed by the company's grantees.

As of April 30, 2020, the Company's closing share price is at Php11.58, with a market capitalization of approximately Php16,283,845,007.00

The ESOP was granted to the following persons:

- a) Dennis A. Uy, Chief Executive Officer
- b) other top executives
- c) all current executive officers as a group
- d) there are no directors who were granted any ESOP shares of the Corporation since ESOP shares are granted only to regular employees
- e) there are no persons who receive or is to receive 5% of the ESOP
- f) there are no current directors who are not executive officers who received or was granted any ESOP shares



g) all other employees as a group

<b>ESOP Grantee</b>	<b>No. of Shares</b>
Top 5 Executives:	1,342,000
Other Executive Officers	1,229,800
All qualified employees	3,320,073
<b>TOTAL</b>	<b>5,891,873</b>

**Other than the items discussed above, there are no other types of compensation plans.**

### **C. ISSUANCE AND EXCHANGE OF SECURITIES**

#### **Item 9. Authorization or Issuance of Securities Other than for Exchange**

There are no authorizations or issuances of securities other than for exchange for outstanding securities for the registrant.

#### **Item 10. Modification or Exchange of Securities**

No action is to be taken by the Company with respect to the modification of any class of securities of the Company or the issuance or authorization for issuance of one class of securities of the Company in exchange for outstanding securities of another class.

#### **Item 11. Financial and Other Information**

The Management Report is attached hereto as **Annex B** and the Annual Audited Financial Statement for Period ended December 31, 2019 is attached hereto as **Annex "C"**;

#### **Item 12. Mergers, Consolidations, Acquisitions and Similar Matters**

There are no transactions to be taken up by the Company with respect to any transaction involving mergers, consolidations, acquisitions, and similar matters.

### **Item 13. Acquisition or Disposition of Property**

There will be no actions to be taken with respect to the acquisition or disposition of any property of the Company.

### **Item 14. Reclassification of Accounts**

*(Please refer to Note 2 of the Notes to the Financial Statements found in the Company's Audited Financial Statements, included herein as Annex C).*

## **D. OTHER MATTERS**

### **Item 15. Action with Respect to Reports and Other Proposed Action**

1. Approval of the Minutes of the Annual Stockholders' Meeting held last 15 March 2019.
2. Report of the President and Chief Executive Officer
3. Approval of the 2019 Audited Financial Statements and 2019 Annual Report
4. Corporate Actions:
  - A. Proposed authority to amend the Corporation's Articles of Incorporation particularly Article IV, on corporate term from fifty (50) years to perpetual existence from and after the date of incorporation as allowed in the Revised Corporation Code.
  - B. Proposed authority to amend the Corporation's By-Laws, particularly Article II, Section 1, on the Annual Meeting of the Stockholders from the last friday of March of each year to the last friday of April of each year.
5. Ratification and Confirmation of all Acts and Resolutions of the Board and Management executed in the normal course of business covering the period of 01 February 2019 until 05 February 2020 as set forth in **Annex "A."**
6. Election of the Members of the Board of Directors
7. Election of External Auditor.

Aside from the Election of the Members of the Board of Directors, election and appointment of the External Auditor, Approval of the 2019 Financial Statements and Annual Report, the approval Minutes of the Minutes of the previous year's Annual Stockholders' Meeting, and the items of Corporate action mentioned above, there are no other items that was discussed and approved by the Stockholders in the 2019 Annual Stockholders' Meeting.

Below was the agenda of the 2019 Annual Stockholders' Meeting held in the Company's Corporate Headquarters in Davao City.



### **NOTICE AND AGENDA**

The Annual Stockholders' Meeting of P-H-O-E-N-I-X Petroleum Philippines, Inc. will be held on the following date and place:

**Friday, March 15, 2019, 2:00 PM**  
**Phoenix Petroleum Corporate Headquarters**  
**Stella Hizon Reyes Rd. Bo. Pampanga,**  
**Lanang, Davao City**

The agenda for the Meeting shall be, as follows:

1. Call to Order
2. Certification of Notice and Quorum
3. Approval of the Minutes of the Annual Stockholders' Meeting held last March 15, 2018
4. Report of the President and Chief Executive Officer
5. Approval of the 2018 Audited Financial Statements and 2018 Annual Report
6. Approval of Corporate Actions:
  - A. Proposed Authority for the Corporation or any of its subsidiaries to enter into a Joint Venture Agreement or cooperation with China National Offshore Oil Corporation (CNOOC) to operate and establish various LNG related trade and services under the LNG Integrated Hub Project which includes the operation of an LNG import terminal and gas-fired power plant;
    - a. Proposed Authority to form and organize a new corporation, a wholly-owned subsidiary of the Company to manage the Corporation's LNG interest in the LNG Integrated Hub Project;
    - b. Proposed Authority to invest corporate funds in the initial amount of Php250,000,000.00 for the LNG Integrated Hub Project which shall include the formation of a new corporation.
  - B. Ratification of the Company's corporate actions:
    - a. increase investments in the following wholly-owned subsidiaries:

<u>Name of Subsidiary</u>	<u>Amount of Investment</u>
Subic Petroleum Trading and Transport Inc. (SPTT)	Php 55,800,000.00
Phoenix Global Mercantile, Inc. (PGMI)	22,500,000.00
P-F-L Petroleum Management, Inc.	429,625,000.00
<b>TOTAL</b>	<b>Php 507,925,000.00</b>

**HEAD OFFICE:** Phoenix Bulk Depot, Lanang, Davao City 8000, Philippines  
 Trunkline: +63 (82) 235-8800  
 Fax: +63 (82) 233-0160

**MANILA OFFICE:** 26/F Fort Legend Towers, 3rd Avenue corner 31st St., Fort Bonifacio Global City, Taguig City 1834, Philippines  
 Trunkline: +632-453-4213  
 Fax: +632-453-4009

**CEBU OFFICE:** Phoenix Maguway Gasoline Station, M.G. Briones Rd., National Highway, Maguway, Mandau City, Cebu 6014, Philippines  
 Tel. No.: +63 (32) 236-8168 / 236-8198

To be an indispensable partner in the journey of everyone  
whose life we touch.



- b. investment of corporate funds through acquisition of shares in Action.Able, Inc. and think.able, Limited.
  - c. formation and organization of a new wholly-owned subsidiary in Singapore, **PNX Energy International Holdings, Pte. Ltd. (PEIH)**, to manage the Company's international investments, including expansion of related business activities and operation in the Asia Pacific Region, and the Company's initial investment of USD10,000 intended for PEIH's initial operations.
- 7. Ratification and Confirmation of all Acts and Resolutions of the Board and Management executed in the normal course of business covering the period of 01 Feb 2018 until 31 January 2019
  - 8. Election of the Members of the Board of Directors
  - 9. Appointment of External Auditor
  - 10. Other Matters
  - 11. Adjournment

All stockholders as of **14 February 2019** shall be entitled to participate and vote in the said annual meeting.

  
**Atty. Socorro Ermac Cabreros**  
Corporate Secretary

**HEAD OFFICE:** Phoenix Bulk Depot, Lanasang, Davao City 8000,  
Philippines  
Telephone: +63 (82) 235-0888  
Fax: +63 (82) 235-0188

**MANILA OFFICE:** 25/F Fort Legend Towers, 3rd Avenue corner 31st St.,  
Fort Bonifacio Global City, Taguig City 1634, Philippines  
Telephone: +632-403-4013  
Fax: +632-403-4009

**CEBU OFFICE:** Phoenix Magulay Gasoline Station, M.C. Briones St.,  
National Highway, Magulay, Mandau City, Cebu 6014,  
Philippines  
Tel. No.: +63 (52) 236-8168 / 236-8166

[www.phoenixfuels.ph](http://www.phoenixfuels.ph)

## **Item 16. Matters Not Required to be Submitted**

There are no actions to be taken with respect to any matter, which are not required to be submitted to a vote by security holders.

## **Item 17. Amendment of Articles of Incorporation, By-laws or Other Documents**

One of the proposed corporate actions in the annual meeting is the amendment of the Company's Articles of Incorporation, particularly Article IV on the term of Corporate existence. The Proposed amendment of Article IV particularly under Secondary Purpose consists as follows:

*"FOURTH: That the Corporation shall exist perpetually from the date of incorporation."*

The foregoing proposed amendment in Article IV of the Company's Articles of Incorporation is intended to effectively extend the corporate existence of the Corporation from a maximum of fifty (50) years to a perpetual existence, and to prevent any possible oversight in the future.

Another one of the proposed corporate actions in the annual meeting is the amendment of the Company's By-Laws, particularly Article II, Section 1 on the date of the Annual/Regular Meeting of the Stockholders. The Proposed amendment of Article II, Section 1 particularly consists of the following:

*"Section 1. Annual/Regular Meetings - The annual/regular meetings of stockholders shall be held at the principal office on the Last Friday of April of each year, if a legal holiday, then on the following business day."*

Considering the considerable growth of the company, in its dealings and subsidiaries, this will afford the Company more time to accurately prepare and evaluate its year end reports and its Financial Statements, while at the same time provide its stockholders a more comprehensive view of the Company and its subsidiaries.

## **Item 18. Other Proposed Action**

**Authority for the Company to form a wholly-owned corporation for the purpose of managing and operating a road transport business, to invest an initial amount of Php57 million into the newly formed corporation, and to transfer, move, assign the Corporation's road transport operations to the new corporation.**

The Road Transport (RT) business unit was established to centrally manage the Company's nationwide delivery requirements. Given the nature of road transport, there is an opportunity to develop its capabilities, expand faster, and better manage the inherent safety risks and labor issues through strategic partnerships.

Consistent with the Company's desire to simplify operations and de-risk its growing portfolio, a new corporation is envisioned to carry out the Company's Road Transport operations. This will also enable the Company to focus its efforts and resources on its core activities that drive and create most value.

For Stockholders' approval is the proposed authority of the Company to organize, form, and register a wholly-owned corporation for the purpose of managing, administering, conducting, owning, investing, holding, and operating a road transport business.

Further approvals are therefore sought for the initial investment into the proposed RT subsidiary amounting to P57 million, inclusive of incorporation costs, which may be released in tranches, as well as authority to transfer, move, assign the Corporation's road transport operations to the new corporation.

**Authority to invest Php4.9 billion of corporate funds in its wholly-owned subsidiary, Duta, Inc. over a period of three (3) years**

DUTA, Inc. is a wholly-owned subsidiary of the Company with the primary purpose of purchasing, acquiring, owning, leasing, selling, and conveying real properties such as land and buildings. It was acquired in July 2017 together with Petronas Energy Philippines, Inc. (PEPI) and held several real properties used in the latter's operations. To date, Duta has existing four (4) properties and another seven (7) properties under its subsidiary Kaparangan.

In line with the Company's efforts to streamline operations and optimize assets, the Company intends to consolidate its properties under Duta, Inc. In addition to ownership and management of existing properties, Duta, Inc. will also carry out the real estate optimization and expansion program of the Company. This may entail acquiring strategic sites with expiring leaseholds for continued presence, acquiring properties with high returns, and co-developing Phoenix businesses and with other real estate developers.

At present, Duta has a capital stock Php51 million, of which Php 45.75 million is paid up. Based on internal business and expansion plans, there is a need for its capital stock to

be increased to Php5 billion. Given Duta's current capitalization is deficient, Php4.9 billion in additional capital infusion by the Company into Duta is required over a three year period to support the Company's real estate programs.

*Other than those matters previously mentioned above, there are no actions to be taken with respect to any other significant matter.*

## **Item 19. Voting Procedures**

Under the Corporation Code, the affirmative vote of stockholders representing at least two thirds (2/3) of the outstanding capital stock of the Company shall be necessary for the approval of the proposed amendment to the Articles of Incorporation and the investment of corporate funds in any other corporation or business or for any purpose other than the primary purpose for which it was organized.

Except in cases provided above, or where the law provides otherwise, all matters subject to vote shall be decided by the plurality vote of stockholders present in person or by proxy and entitled to vote thereat, a quorum being present.

Stockholders of record are entitled to one (1) vote per share. There is no manner of voting prescribed in the By-Laws of the Company. Hence, voting may be done by viva voce, raising of hands or by balloting.

The external auditor of the Company, Punongbayan & Araullo, will validate the votes when voting is done by secret ballot. Likewise, Punongbayan & Araullo will count the number of hands raised when voting by show of hands is done.

Considering that the Annual Stockholders' Meeting will be held virtually and in accordance with SEC Memorandum No. 6, series of 2020, the Company made internal procedures, attached herewith as Annex D, describing the steps to be taken by stockholders for the latter to cast/submit their votes online. The stockholders shall be entitled to the same number of votes as described above.

The following items will be included in the agenda for the meeting:

1. Call to Order
2. Certification of Notice and Quorum
3. Approval of the Minutes of the Annual Stockholders' Meeting held last March 15, 2019
4. Report of the President and Chief Executive Officer
5. Approval of the 2019 Audited Financial Statements and 2019 Annual Report

## 6. Corporate Actions

- a) Proposed Authority to organize, form and register a wholly-owned corporation for the purpose of managing, administering, conduct, own, invest, hold and operate a road transport business
    - i. Proposed Authority to invest Php 57 million of corporate funds as initial capital of the newly formed corporation.
    - ii. Proposed Authority to transfer, move, assign the Corporation's road transport operations to the new corporation to maximize its efficiency and expansion
  - b) Proposed Authority to invest Php4.9 billion of corporate funds in its wholly-owned subsidiary, Duta, Inc. over a period of three (3) years
  - c) Proposed Authority to Amend the Corporation's Articles of Incorporation particularly Article IV on corporate term from fifty (50) years to perpetual existence from and after the date of incorporation as allowed in the Revised Corporation Code.
  - d) Proposed Authority to Amend the Corporation's By-laws particularly Article II Section 1 on the Annual Meeting of Stockholders from Last Friday of March of each year to Last Friday of April of each year.
7. Ratification and Confirmation of all Acts and Resolutions of the Board and Management executed in the normal course of business covering the period of 01 Feb 2019 until 05 February 2020
8. Election of the Members of the Board of Directors
9. Appointment of External Auditor
10. Other Matters
11. Adjournment

### **Item 20. Participation of Shareholders by Remote Communication**

In compliance with the Enhanced Community Quarantine, imposing strict home quarantines, prohibitions on mass gatherings, requirement of social distancing and limitations on movement, other than those for access to basic necessities, and to secure the health and safety of our stockholders, directors and officers, the Company shall hold its Annual Stockholders' Meeting. The Annual Stockholders' Meeting shall be held purely through remote communication and the Company shall notify the stockholders, through a disclosure at the Philippine Stock Exchange if there are further developments allowing physical attendance in the meeting, absence of such disclosure and announcement, stockholders shall not be allowed to physically attend the meeting and



may only participate only through the means stated in “Annex D” of this Definitive Information Statement.

For the Company an opportunity to validate the details of the participants of the meeting and to identify the shareholders participating via remote communication and to record the stockholders’ presence as part of the quorum, the shareholders may register through <http://asm.phoenixfuels.ph/PNX2020> starting May 19, 2020 up to 5:00pm of May 28, 2020, and provide the needed information. After a successful validation, a link will be sent to the stockholder indicating where he/she can access the meeting via remote communication.

Any questions for the stockholders meeting or any clarificatory questions can be sent to [pnx.corpsec@phoenixfuels.ph](mailto:pnx.corpsec@phoenixfuels.ph) or [investors@phoenixfuels.ph](mailto:investors@phoenixfuels.ph). Any additional questions or questions not directly addressed during the meeting shall be answered through email. Proxy and voting forms shall be available through the Company’s website at <https://www.phoenixfuels.ph/annual-stockholders-meeting/>. For a more detailed discussion of the internal procedures, the stockholders’ may refer to Annex D of this Definitive Information Statement.

*(signature page follows)*


## **SIGNATURE**

After reasonable inquiry and to the best of my knowledge and belief, I certify that the information set forth in this report is true, complete and correct.

This report is signed in Davao City on **May 05, 2020**.

**P-H-O-E-N-I-X Petroleum Philippines, Inc.**

**By:**

A handwritten signature in black ink, appearing to read "Socorro Ermac T. Cabreros", written over a large, stylized circular flourish.

**SOCORRO ERMAC T. CABREROS**

Corporate Secretary

**ACTS AND RESOLUTIONS OF THE  
BOARD OF DIRECTORS  
February 1, 2019 to February 05, 2020**

<p><b>4-Feb-2019</b></p>	<ul style="list-style-type: none"> <li><b>RESOLVED</b> that the Corporation to apply, obtain and sign and all documents necessary for availing from <b>Development Bank of the Philippines (DBP)</b>, in the name of the corporation, the DBP Digital Banking Portal which agreement may contain such representations and warranties, covenants and undertaking and other conditions stipulations as the designated authorized representatives of the corporation may deem necessary and reasonable in the premises. DBP Digital Banking Portal (DBP) cover services such as but not limited to account balance viewing, fund transfers, 3<sup>rd</sup> party payments, payroll, bills payment ,auto credit payments, auto debit payments check cutting, BancNet Services. <b>RESOLVED FURTHER</b>, that any of the two (2) of the following officers whose names and positions and signatures appear hereunder are authorized to act as signatories to these deposit accounts:</li> </ul> <div style="display: flex; justify-content: space-between; margin-top: 10px;"> <div style="width: 45%;"> <p><b>DOMINGO T. UY</b> <b>MA. CONCEPCION F. DE CLARO</b> <b>REYNALDO A. PHALA</b> <b>JONAREST Z. SIBOG</b></p> </div> <div style="width: 45%;"> <p>Chairman Chief Finance Officer AVP for Treasury AVP for Comptrollership</p> </div> </div> <p><b>RESOLVED</b>, further that the said signatory/ies be authorized, as authority is hereby given, to execute, sign and deliver any and all such agreements, contracts and other documents as are or may be necessary to implement the foregoing authorities.</p>
	<ul style="list-style-type: none"> <li><b>RESOLVED</b>, that PHOENIX be, as it is hereby authorized to participate in the bidding of <b>SUPPLY and DELIVERY</b> of Industrial Fuel Oil for Malaya Thermal Power Plant for Calendar 2019, that if awarded the tender shall enter into a contract with the <b>Power Sector Assets and Liabilities Management Corporation (PSALM)</b>; Therewith hereby appoint any one of the our officers:</li> </ul> <p style="margin-top: 10px;"><b>HENRY ALBER FADULLON (CHIEF OPERATION OFFICER)</b> <b>ROY O. JIMENEZ (GEN. MANAGER FOR COMMERCIAL &amp; INDUSTRIAL BUSINESS),</b> <b>RICHARD TIAN SAY (GEN. MANAGER FOR PRICING AND DEMAND)</b></p> <p>acting as duly authorized and designated representative of <b>Phoenix</b> granted full power and authority to do execute and perform any and all acts necessary and/or to represent <b>Phoenix</b> in the bidding as fully and effectively as the Phoenix might do if personally present with full power of substitution and revocation and hereby satisfying and confirming all that my said representative shall lawfully do or cause to be done by virtue thereof;</p>
	<ul style="list-style-type: none"> <li><b>RESOLVED</b>, that PHOENIX be, as it is hereby authorized to participate in the bidding of <b>SUPPLY and DELIVERY</b> of DND Wide Petroleum, Oil and Lubricant (POL) for Calendar 2019, that if awarded the tender shall enter into a contract with the <b>Department of National Defense</b>; and in connection therewith hereby appoint any one of the our officers:</li> </ul> <p style="margin-top: 10px;"><b>HENRY ALBER FADULLON (CHIEF OPERATION OFFICER)</b> <b>ROY O. JIMENEZ (GEN. MANAGER FOR COMMERCIAL &amp; INDUSTRIAL BUSINESS),</b> <b>RICHARD TIAN SAY (GEN. MANAGER FOR PRICING AND DEMAND)</b></p> <p>acting as duly authorized and designated representative of <b>Phoenix</b> granted full power and authority to do execute and perform any and all acts necessary and/or to represent <b>Phoenix</b> in the bidding as fully and effectively as the Phoenix might do if personally present with full power of substitution and revocation and hereby satisfying and confirming all that my said representative shall lawfully do or cause to be done by virtue thereof;</p>

	<ul style="list-style-type: none"> <li>• <b>RESOLVED</b>, as it hereby resolved <b>P-H-O-E-N-I-X Petroleum Philippines Inc.</b> (the Corporation) as it is hereby authorized and empowered to execute a JOINT AFFIDAVIT OF UNDERTAKING for maintenance of the use of the road right of way leading to another co-lessee over a portion property leased by the Corporation with Siddharta Holdings, Co. situated in Lanang, Davao City; <b>RESOLVED FURTHER</b>, that the Corporation's General Manager for Retail Sales <b>ERICSON S. INOCENCIO</b> be hereby authorized and empowered to sign, deliver, receive and receipt for and in behalf of the Corporation any and all contracts, documents and instruments required to carry out the foregoing resolution;</li> </ul>
	<ul style="list-style-type: none"> <li>• <b>RESOLVED</b>, as it hereby resolved <b>P-H-O-E-N-I-X Petroleum Philippines Inc.</b> (the Corporation) as it is hereby authorized and empowered to apply, transact and/or renew its corporate accounts with <b>SMART Enterprises</b> and enter into any agreements and such other pertinent contracts pertaining the issuance of additional line application forms and documents in connection with the said application; <b>RESOLVED</b>, as it is hereby resolved that pursuant to the foregoing transaction, the Company designates the following offices to be the authorized signatories:</li> </ul> <div style="display: flex; justify-content: space-between; margin-top: 10px;"> <div style="width: 45%;"> <p><b>DENNIS A. UY</b>  <b>ALAN RAYMOND T. ZORRILLA</b>  <b>CELESTE MARIE G. ONG</b></p> </div> <div style="width: 45%;"> <p><b>President &amp; CEO</b>  <b>SVP for Corp. Affairs Buss. Dev't &amp; Security</b>  <b>AVP for Human Resources</b></p> </div> </div> <p><b>RESOLVED FURTHER</b>, that pursuant to the single point of contact (SPOC) transaction, the Company designates the following employees to be the authorized signatories:</p> <div style="display: flex; justify-content: space-between; margin-top: 10px;"> <div style="width: 45%;"> <p>ISRAEL MONTEGRANDE  ANGEL GRACE TIO  MYLEN A. SAMONTE</p> </div> <div style="width: 45%;"> <p>IT Infrastructure  Employee Engagement Lead  HR Manager</p> </div> </div> <p><b>RESOLVED</b>, that any one (1) from above the said signatory/ies be authorized, as authority is hereby given, to execute, sign and deliver any and all such agreements, contracts and other documents as are or may be necessary to implement the foregoing authorities.</p>
	<ul style="list-style-type: none"> <li>• <b>RESOLVED</b>, as it hereby resolved <b>P-H-O-E-N-I-X Petroleum Philippines Inc.</b> (the Corporation) as it is hereby authorized and empowered to apply, transact and/or renew its corporate accounts with <b>Globe Telecom Inc.</b> and enter into any agreements and such other pertinent contracts pertaining the issuance of additional line application forms and documents in connection with the said application; <b>RESOLVED</b>, as it is hereby resolved that pursuant to the foregoing transaction, the Company designates the following offices to be the authorized signatories:</li> </ul> <div style="display: flex; justify-content: space-between; margin-top: 10px;"> <div style="width: 45%;"> <p><b>DENNIS A. UY</b>  <b>ALAN RAYMOND T. ZORRILLA</b>  <b>CELESTE MARIE G. ONG</b></p> </div> <div style="width: 45%;"> <p><b>President &amp; CEO</b>  <b>SVP for Corp. Affairs Buss. Dev't &amp; Security</b>  <b>AVP for Human Resources</b></p> </div> </div> <p><b>RESOLVED FURTHER</b>, that pursuant to the single point of contact (SPOC) transaction, the Company designates the following employees to be the authorized signatories:</p> <div style="display: flex; justify-content: space-between; margin-top: 10px;"> <div style="width: 45%;"> <p>ISRAEL MONTEGRANDE  ANGEL GRACE TIO  MYLEN A. SAMONTE</p> </div> <div style="width: 45%;"> <p>IT Infrastructure  Employee Engagement Lead  HR Manager</p> </div> </div> <p><b>RESOLVED</b>, that any one (1) from above the said signatory/ies be authorized, as authority is hereby given, to execute, sign and deliver any and all such agreements, contracts and other documents as are or may be necessary to implement the foregoing authorities.</p>

	<ul style="list-style-type: none"> <li>• <b>RESOLVED</b>, as it hereby resolved that <b>P-H-O-E-N-I-X PETROLEUM PHILIPPINES, INC.</b> ( the Corporation) be as it hereby authorized and empowered to apply and process the Company's application for renewal of its permits and accreditation to, renewal of its Permit to Operate, Bunkering Permit, Ports User's Pass and vehicle Pass with the Philippine Ports Authority (PPA); <b>RESOLVED</b> as it hereby resolved, that any of all foregoing transactions shall be negotiated, concluded obtained and/or contracted for , by the company's Phoenix Calapan Depot's Superintendent JAMES EDWARD D. DE OCAMPO under such terms and conditions and stipulations as the said authorized signatory may deem advisable and desirable in best interest of the Corporation;</li> <li>• <b>RESOLVED</b>, as it hereby resolved that <b>P-H-O-E-N-I-X PETROLEUM PHILIPPINES, INC.</b> ( the Corporation) be as it hereby authorized and empowered to apply and submit all pertinent documents to BUREAU OF CUSTOMS prior and post arrival of importations; <b>RESOLVED</b>, as it is hereby that any of all foregoing transactions shall be negotiated, concluded, obtained and/or contracted for by any one (1) of the follow Company Officers;   <b>HENRY ALBER FADULLON (CHIEF OPERATION OFFICER)</b>  <b>ALLAN FRANCIS A. BAKING (MANAGER FOR SUPPLY)</b>  <b>RICHARD TIANSAY (GEN. MANAGER FOR SUPPLY)</b>   under such terms and conditions and stipulations as the said authorized signatory may deem advisable and desirable in best interest of the Corporation;</li> </ul>
4-March-2019	<ul style="list-style-type: none"> <li>• <b>RESOLVED</b>, that PHOENIX be, as it is hereby authorized to participate in the bidding of <b>SUPPLY and DELIVERY</b> of Engine Lubricant Oil to SPUG Power Plants and Barges for Calendar 2019, that if awarded the tender shall enter into a contract with the <b>National Power Corporation</b>; and in connection therewith hereby appoint any one of the our officers:   <b>HENRY ALBER FADULLON (CHIEF OPERATION OFFICER)</b>  <b>ROY O. JIMENEZ (GEN. MANAGER FOR COMMERCIAL &amp; INDUSTRIAL BUSINESS)</b>  <b>RICHARD TIANSAY (GEN. MANAGER FOR PRICING AND DEMAND)</b>  <b>JOSELITO G. DE JESUS (GEN. MANAGER for BUSS. DEV'T STRATEGIES&amp; PORTFOLIO)</b></li> <li>• acting as duly authorized and designated representative of <b>Phoenix</b> granted full power and authority to do execute and perform any and all acts necessary and/or to represent <b>Phoenix</b> in the bidding as fully and effectively as the Phoenix might do if personally present with full power of substitution and revocation and hereby satisfying and confirming all that my said representative shall lawfully do or cause to be done by virtue thereof;</li> <li>• <b>RESOLVED</b>, as it is hereby resolved, to authorize the Corporation to issue a corporate guarantee to the ING Bank N.V. Singapore Branch (the "Bank") on behalf of the obligations of its wholly owned subsidiary, PNx Petroleum Singapore Pte. LTD pursuant to the trade finance facility granted by the Bank;</li> <li>• <b>RESOLVED FURTHER</b>, to authorize the Corporation's Chief Finance Officer, Ma. Conception F. De Claro to negotiate the provisions, sign, deliver and execute the necessary documents for and on behalf of the Corporation to implement the foregoing powers and authorities;</li> <li>• <b>RESOLVED</b>, as it hereby resolved <b>P-H-O-E-N-I-X Petroleum Philippines Inc.</b>, as it hereby authorized and empowered to apply, transact and process and enter into a Renewal of Certificate of Accreditation of its CME Refinery situated at Villanueva, Misamis Oriental from the Department of Energy (DOE) pursuant to Sec. 3.1, Chapter III joining AO # 2008-01 Series of 2008 of the DOE, Renewal of Certificate of Accreditation from the Philippine Coconut Authority (PCA); <b>RESOLVED FURTHER</b>, as hereby resolved, that this corporation be authorized, as it is hereby authorized, directed and empowered to transact business with <b>PHILEXPORT</b>, and for said purpose hereby authorized its General Manager for CME Plant <b>MARIA RITA A. ROS</b>, to represent sign and negotiate for and in behalf of the corporation;</li> </ul>

	<ul style="list-style-type: none"><li>● <b>RESOLVED</b>, as it hereby resolved <b>P-H-O-E-N-I-X Petroleum Philippines Inc.</b>, as it hereby authorized and empowered to negotiate conclude and enter into contracts in connection with the sales and operations of the Corporation, which includes but, not limited to Contract of Lease and/or Sublease for airport installations or other businesses and other leases arrangement, Memorandum, of Agreements, Distributor Agreement for Commercial Sales Transactions, including any bidding transactions, and other legal and related transactions relative to the operation of the Corporation in Luzon, Visayas and Mindanao; <b>RESOLVED</b>, as it hereby resolved, that in relation to the aforementioned transactions, the Company designates the specified officer for all the transactions, agreements, or contracts nationwide;</li></ul> <p style="text-align: center;"><b>LESTHER C. KHAN      General Manger for Aviation Sales Operations Group</b></p> <p>under such terms and conditions and stipulations as the said authorized signatory may deem    advisable and desirable in best interest of the Corporation;</p>												
	<ul style="list-style-type: none"><li>● <b>RESOLVED, as it is hereby resolved, that P-H-O-E-N-I-X    PETROLEUM PHILIPPINES INC.</b>, hereby declares and approves the payment of cash dividends for the following preferred shares for the first quarter of 2019 as follows:</li></ul> <p style="margin-left: 40px;"><u>3<sup>rd</sup> Tranche:</u></p> <table><tr><td>PNX3A   February 19, 2019</td><td>March 18, 2018</td><td>7.427%</td></tr><tr><td>PNX3B   February 19, 2019</td><td>March 18, 2018</td><td>8.1078%</td></tr></table> <p style="margin-left: 40px;"><b>RESOLVED LIKEWISE</b>, that the payment of aforesaid dividends for the Preferred shares shall be implemented and paid through Banco de Oro, Inc. – Trust and Investment Group, the Company’s Stock Transfer agent;</p>	PNX3A   February 19, 2019	March 18, 2018	7.427%	PNX3B   February 19, 2019	March 18, 2018	8.1078%						
PNX3A   February 19, 2019	March 18, 2018	7.427%											
PNX3B   February 19, 2019	March 18, 2018	8.1078%											
<b>8-March-2019</b>	<ul style="list-style-type: none"><li>● <b>RESOLVED</b>, that the Board of Directors hereby accept all the terms and conditions listed in “D” and “E” of the Project approval sheet, in connection with its application for registration for its Bulk Marketing of Petroleum Products – General Santos City Oil terminal Project; <b>RESOLVED</b>, that the Board Directors hereby adopt and affirm all representations and commitments made to the Board, whether in the pre and post registration, and stating that all the information and date heretofore submitted to the Board are true and correct.</li></ul>												
	<ul style="list-style-type: none"><li>● <b>RESOLVED</b>, that Ms. JONAREST Z. SIBOG – AVP for comptrollership be as it is hereby designated as the Authorized Responsible Official of the Company for its registration with the Board of Investments (BOI) as “Marketing of Petroleum Products – General Santos City Oil terminal Project”</li></ul>												
<b>4-April-2019</b>	<ul style="list-style-type: none"><li>● <b>RESOLVED</b>, as it hereby resolved <b>P-H-O-E-N-I-X Petroleum Philippines Inc.</b>, as it hereby authorized and empowered to apply for , negotiate and obtain loans from UNITED COCONUT PLANTERS BANK acting through its Trust Baking Group (the “Bank”); <b>RESOLVED FURTHER</b>, to empower and authorize the authorized signatories for the Corporation;</li></ul> <p style="margin-left: 40px;"><u><b>Class A</b></u></p> <table><tr><td><b>Dennis A. Uy</b></td><td><b>President &amp; CEO</b></td></tr><tr><td><b>Henry Albert R. Fadullon</b></td><td><b>COO</b></td></tr><tr><td><b>Ma. Concepcion F. De Claro</b></td><td><b>CFO</b></td></tr><tr><td><b>Reynaldo A. Phala</b></td><td><b>AVP for Treasury</b></td></tr></table> <p style="margin-left: 40px;"><u><b>Class B</b></u></p> <table><tr><td><b>Matthew Kenji Chan</b></td><td><b>Manager – Fund Management Financial Market</b></td></tr><tr><td><b>Vicente Miguel R. Jayme</b></td><td><b>Manager – Corporate Debt &amp; Trade Finance</b></td></tr></table> <p>To sign, execute, receive and deliver, for and in behalf of the Corporation, the necessary agreements, including but not limited to loan agreement, trust agreements, promissory notes, drafts, surety agreements, instruments, notes certificates, certifications and all supplements or amendments thereto. under such terms and conditions as they may deem</p>	<b>Dennis A. Uy</b>	<b>President &amp; CEO</b>	<b>Henry Albert R. Fadullon</b>	<b>COO</b>	<b>Ma. Concepcion F. De Claro</b>	<b>CFO</b>	<b>Reynaldo A. Phala</b>	<b>AVP for Treasury</b>	<b>Matthew Kenji Chan</b>	<b>Manager – Fund Management Financial Market</b>	<b>Vicente Miguel R. Jayme</b>	<b>Manager – Corporate Debt &amp; Trade Finance</b>
<b>Dennis A. Uy</b>	<b>President &amp; CEO</b>												
<b>Henry Albert R. Fadullon</b>	<b>COO</b>												
<b>Ma. Concepcion F. De Claro</b>	<b>CFO</b>												
<b>Reynaldo A. Phala</b>	<b>AVP for Treasury</b>												
<b>Matthew Kenji Chan</b>	<b>Manager – Fund Management Financial Market</b>												
<b>Vicente Miguel R. Jayme</b>	<b>Manager – Corporate Debt &amp; Trade Finance</b>												



	<ul style="list-style-type: none"><li>• acting as duly authorized and designated representative of <b>Phoenix</b> granted full power and authority to do execute and perform any and all acts necessary and/or to represent <b>Phoenix</b> in the bidding as fully and effectively as the Phoenix might do if personally present with full power of substitution and revocation and hereby satisfying and confirming all that my said representative shall lawfully do or cause to be done by virtue thereof;</li></ul>								
	<ul style="list-style-type: none"><li>• <b>RESOLVED</b>, as it is hereby resolved, <b>P-H-O-E-N-I-X Petroleum Philippines Inc.</b>, as it hereby authorized to open and maintain time deposits, savings accounts, checking account, special savings deposit accounts or other deposit and investment accounts in Peso and Foreign Currency with the Following banks:  <b>AUSTRALIA and NEW ZEALAND BANKING GROUP LTD.</b> <b>ASIA UNITED BANK</b> <b>BANCO DE ORO UNIBANK</b> <b>BANK OF THE PHILIPPINES ISLANDS</b> <b>CHINA BANKING CORPORATION</b> <b>CTBC BANK (PHILIPPINES) CORP.</b> <b>DEVELOPMENT BANK OF THE PHILIPPINES</b> <b>EASTWEST BAKING CORPORATION</b> <b>HONGKONG AND SHANGHAI BANKING LTD.</b> <b>LANDBANK OF THE PHILIPPINES</b> <b>MAYBANK PHILIPPINES INC</b> <b>ROBINSONS BANK CORPORATION</b> <b>RIZAL COMMERCIAL BANKING CORPORATION</b> <b>PHILIPPINE NATIONAL BANK</b> <b>UNION BANK OF THE PHILIPPINES</b> <b>UNION OVERSEAS BANK LTD</b> <b>UNITED COCONUT PLANTERS BANK.</b>  <b>RESOLVED FURTHER</b>, as it is hereby resolved that the corporation authorized to enter into foreign exchange spot and derivatives transactions with aforementioned banks. Derivatives transactions include, but are not limited to financial and investment contracts, non deliverable forward contracts, foreign exchange swaps, interest rate swaps, cross-currency swaps or any combination of these transactions.</li></ul>								
	<ul style="list-style-type: none"><li>• <b>RESOLVED</b>, as it hereby resolved that <b>P-H-O-E-N-I-X PETROLEUM PHILIPPINES, INC. (</b> the Corporation) be as it hereby authorized and empowered to apply and process the Company's application for renewal of its permits and accreditation to, renewal of its Permit to Operate, Bunkering Permit, Ports User's Pass and vehicle Pass with the Philippine Ports Authority (PPA) of General Santos (GENSAN) or SOCSARGEN REGION; <b>RESOLVED</b> as it hereby resolved, that any of all foregoing transactions shall be negotiated, concluded obtained and/or contracted for , by the company's Road Transport Operation <b>Head JUNAS VILLANUEVA</b> under such terms and conditions and stipulations as the said authorized signatory may deem advisable and desirable in best interest of the Corporation;</li></ul>								
	<ul style="list-style-type: none"><li>• <b>RESOLVED</b>, as it hereby resolved that <b>P-H-O-E-N-I-X PETROLEUM PHILIPPINES, INC. (</b> the Corporation) be as it hereby authorized and empowered to apply and register for an appointment of its Data Privacy Officer (DPO) with National Privacy Commission (NPC) and its website; <b>RESOLVED FURTHER</b>, that the Corporation Data Privacy <b>Officer Benzloise Ma. L Sambrano</b> and/or Chief Operating Officer <b>Henry Albert R. Fadullon</b>, be hereby authorized and empowered to sign execute, deliver, receive and receipt, for and on behalf of the Corporation any and all contracts, documents and instruments required to carry out the foregoing resolutions;</li></ul>								
	<ul style="list-style-type: none"><li>• <b>RESOLVED</b>, as it is hereby resolved, that <b>P-H-O-E-N-I-X PETROLEUM PHILIPPINES INC</b>, hereby declares and approves the payment of cash dividends for the following preferred shares for the second quarter of 2019 as follows:  <u>3<sup>rd</sup> Tranche:</u><table><tr><td>PNX3A</td><td>May 22, 2019</td><td>June 18, 2019</td><td>7.427%</td></tr><tr><td>PNX3B</td><td>May 22, 2019</td><td>June 18, 2019</td><td>8.1078%</td></tr></table></li></ul>	PNX3A	May 22, 2019	June 18, 2019	7.427%	PNX3B	May 22, 2019	June 18, 2019	8.1078%
PNX3A	May 22, 2019	June 18, 2019	7.427%						
PNX3B	May 22, 2019	June 18, 2019	8.1078%						



	<p><b>RESOLVED LIKEWISE</b>, that the payment of aforesaid dividends for the Preferred shares shall be implemented and paid through Banco de Oro, Inc. – Trust and Investment Group, the Company's Stock Transfer agent;</p>								
3-June-2019	<ul style="list-style-type: none"> <li> <p><b>RESOLVED</b>, that <b>PHOENIX PETROLEUM PHILIPPINES INC.</b>, do hereby authorized and empowered the following officers/employees to send instructions via email to UNION BANK OF THE PHILIPPINES Davao-Monteverde Branch pertaining to its bank deposit accounts as the depository bank of this Corporation:</p> <table> <tr> <th>NAME</th><th>E-MAIL ADDRESS</th></tr> <tr> <td>NEL MARIE P. RODRIGUEZ</td><td>nel.rodriguez@phoenixfuels.ph</td></tr> <tr> <td>JERAMIE LEI C. LUMBA</td><td>jeramie.lumba@phoenixfuels.ph</td></tr> <tr> <td>NIKKI MAEFIL A. MAHIPUS</td><td>nikki.mahipus@phoenixfuels.ph</td></tr> </table> <p><b>RESOLVED</b> further, that the Corporation agree to indemnify and hold the bank and their affiliates (and their respective directors, officers, employees, and agents) harmless from acting upon the instructions believed to have originated from the e-mail addresses of the officers/employees mentioned above.</p> </li> <li> <p><b>RESOLVED</b>, that <b>PHOENIX PETROLEUM PHILIPPINES, INC.</b> ("Corporation") authorizes and designates any one (1) of the following individuals, whose specimen signatures appear opposite their names below, to open an account with <b>Maybank ATR Kim Eng Securities, Inc.</b> under the name of <b>P-H-O-E-N-I-X PETROLEUM PHILIPPINES, INC.</b> and to transact any shares of stocks that are listed in the Philippine Stock Exchange, Inc. and to sign, execute and deliver any and all documents pertaining thereto.</p> <p>DENNIS A. UY MA. CONCEPCION F. DE CLARO</p> <p><b>RESOLVED, FURTHER</b>, that any one (1) of said individuals is likewise authorized to transact, sign, execute and deliver any and all documents involving transfers of the shares of stocks owned by the Corporation in various companies, and to do all acts necessary thereto.</p> </li> <li> <p><b>RESOLVED</b>, as it hereby resolved <b>P-H-O-E-N-I-X Petroleum Philippines Inc.</b>, as it hereby authorized and empowered to apply, transact, process and claim for electrical power connection and/or reconnection with <b>METROPOLITAN CEBU WATER DISTRICT (MCWD)</b> and <b>VISAYAN ELECTRIC COMPANY (VECO)</b> and Tax Declaration for the Company's Corporate office in Maguikay Cebu; <b>RESOLVED</b> as it is hereby authorized CYCEL LYN S. SUGAROL under such terms and conditions and stipulations as the said authorized signatory may deem advisable and desirable in the best interest of the Corporation.</p> </li> <li> <p><b>RESOLVED</b>, as it is hereby resolved, that the Corporation has an interest over PNX Petroleum Singapore Pte. Ltd., the Corporation's wholly owned subsidiary, thus the Corporation is authorized to issue a Corporate guarantee in favor of CIMB BANK BERHAD, SINGAPORE BRANCH (the "Bank") for the obligations of this subsidiary under the trade finance facility granted by the Bank to PNX Petroleum Singapore Pte. Ltd.</p> <p><b>RESOLVED FURTHER</b>, to authorize the Corporation's Chief Finance Officer, Ma. Conception F. De Claro to negotiate the provisions, sign, deliver and execute the necessary documents for and on behalf of the Corporation to implement the foregoing powers and authorities;</p> </li> <li> <p><b>WHEREAS</b>, the Corporation offered and issued to the public P1.375 billion Fixed-Rate Notes (the "Notes") and pursuant to which, entered into the Trust Agreement Date 16 March 2018 between the Company and China Banking Corporation – Trust and Asset Management Group, as trustee (the "Trust Agreement") and the Terms and Conditions of the Notes, governing the said Notes. <b>RESOLVED FURTHER</b>, that the Corporation is hereby authorized to (1) enter into and execute (a) the Supplemental Trust (with Amended Terms and Conditions) with China Banking Corporation – Trust and Asset Management Group as trustee to</p> </li> </ul>	NAME	E-MAIL ADDRESS	NEL MARIE P. RODRIGUEZ	nel.rodriguez@phoenixfuels.ph	JERAMIE LEI C. LUMBA	jeramie.lumba@phoenixfuels.ph	NIKKI MAEFIL A. MAHIPUS	nikki.mahipus@phoenixfuels.ph
NAME	E-MAIL ADDRESS								
NEL MARIE P. RODRIGUEZ	nel.rodriguez@phoenixfuels.ph								
JERAMIE LEI C. LUMBA	jeramie.lumba@phoenixfuels.ph								
NIKKI MAEFIL A. MAHIPUS	nikki.mahipus@phoenixfuels.ph								

	<p>formalize the proposed amendments, as set forth in the consent solicitation statements (b) consent solicitation statements and subject to the required consents as set forth in the Consent Solicitation Statement, and (2) Make proper disclosures with the Philippine Dealing &amp; Exchange Corp. and the Philippines Stock Exchange in respect of the Consent Solicitation, as may be necessary;</p>
	<ul style="list-style-type: none"> <li>• <b>RESOLVED</b>, as it hereby resolved <b>P-H-O-E-N-I-X Petroleum Philippines Inc.</b>, as it hereby authorized and empowered to conduct the issuance of up to FIVE MILLION (5,000,000) non voting preferred shares ("Pref.Shares") the board hereby affirms and authorizes the offer to the public of subscriptions (the "Subscriptions") to the Preferred Shares which shares will be issued and taken out of the authorized but unissued portion of its capital stock, for the purpose of refinancing debt, and finance the working capital and capital expenditures of the Corporation;</li> </ul> <p><b>RESOLVED FURTHER</b>, that the Corporation as it is hereby authorized and empowered to file and register the Registration Statement in relation to the issuance of up to Five million non-voting preferred shares with the Securities and exchange commission, and its listing in the Philippine Stock Exchange;</p>
3-July -2019	<ul style="list-style-type: none"> <li>• <b>RESOLVED, AS IT IS HEREBY RESOLVED</b>, that <b>P-H-O-E-N-I-X PETROLEUM PHILIPPINES INC.</b> be, as it is hereby authorized and empowered to negotiate and obtain with <b>LAND BANK OF THE PHILIPPINES (LBP)</b> for the renewal without change of its Short Term Loan Line in the amount of <b>PESOS: TWO BILLION (P2,000,000,000.00)</b>; <b>RESOLVED FURTHER, AS IT IS HEREBY RESOLVED</b>, that <b>P-H-O-E-N-I-X PETROLEUM PHILIPPINES INC.</b> be, as it is hereby authorized to negotiate and obtain with <b>LAND BANK OF THE PHILIPPINES (LBP)</b> for its <b>DP/DA/OA/LC/TR Line</b> in the amount of <b>PESOS: ONE BILLION FIVE HUNDRED MILLION (P1,500,000,000.00 )</b>; <b>RESOLVED FURTHER</b>, that the corporation is authorized to negotiate for the renewal without change of its <b>Domestic Bills Purchase Line (DBPL)</b> in the amount of <b>PESOS: FIFTY MILLION (P50,000,000.00)</b>, and the renewal of its <b>Stand-by Letter of Credit (SBLC) Line</b> in the principal amount of <b>DOLLARS: THIRTY MILLION (USD 30,000,000.00)</b> or its peso equivalent (If availed in Peso, the Lender's Internal Reference Rate (IRR) for the day shall be used as the conversion rate), wherein the Standby LC shall also be utilized as a guarantee for payment of an obligation or as warranty/security of a contract executed by the company, and designating the following as signatories to the Term Loan Agreement, Credit Line Agreement, DBPLA, Promissory Note, Trust Receipt Agreement and such other documents as may be necessary to implement the approved transactions and that they be, as they are hereby authorized, to negotiate and conclude such loan, to sign, execute and deliver loan and collateral agreements, promissory notes and such other pertinent papers, instruments, and documents and to do all acts and things necessary proper and convenient under the premises for and in behalf of the Company;</li> </ul> <ul style="list-style-type: none"> <li>• <b>RESOLVED</b>, That <b>PHOENIX PETROLEUM PHILIPPINES, INC.</b> (the 'Corporation') be, as it is hereby is, authorized and empowered to enter into Contracts/Agreements in connection with the operation of the company's Davao Terminal Depot which includes but not limited to applications and renewals of business permit, submission of reports with any government entities such as DENR-EMB, DOLE, and PPA and Memorandum of Agreements with any accredited third-party supplier to haul and transport bulk and packaged petroleum/lubricant products and equipment to and from any supply point of the company and/or any designated delivery point under such terms and conditions which may be in the best interest of the Corporation; <b>RESOLVED, FURTHER</b>, That the Corporation's Terminal Superintendent, <b>HALLMARK HE-CIREEL A. CARRILLO</b>, be hereby authorized and empowered to negotiate the terms of the transactions herein authorized, as well as to sign, execute, deliver, receive and receipt, for and on behalf of the Corporation, any and all contracts, documents and instruments required to carry out the foregoing resolution."</li> <li>• <b>RESOLVED</b>, That the Corporation be, as it is hereby authorized to create and adopt the multi-employer CORPORATE RETIREMENT FUND under the name "Phoenix Multi-Employer Retirement Fund – PPPI", and that the Phoenix Retirement Plan Rules &amp; Regulations, attached hereto as <b>Exhibit A</b>, be, and the same are hereby adopted, approved and confirmed as the Corporation's Retirement Plan Rules &amp; Regulations; <b>RESOLVED</b>, That <b>PHILIPPINE NATIONAL BANK – TRUST BANKING</b></li> </ul>

	<p>GROUP (PNB-TBG) is hereby appointed as the Trustee Bank to manage the funds of the said account subject to the terms and conditions of the Trust Agreement between PNB-TBG and the Corporation; and that the Chairman and President &amp; CEO of the Corporation, <b>DENNIS A. UY and DOMINGO UY</b>, whose specimen signature appear below is hereby named and constituted as the authorized representative of the Corporation for and its behalf to <b>sign singly</b>, execute and enter into such Trust Agreement; <b>RESOLVED FURTHER</b>, That the authorized signatories with regard to any transaction, including disbursements from the Fund, with respect to the Corporation's Employees' Retirement Plan and the Trust Agreement, are any one of the following:</p> <table> <tr> <td>Name</td><td>Position</td></tr> <tr> <td>Dennis A. Uy</td><td>President/ CEO</td></tr> <tr> <td>Domingo T. Uy</td><td>Chairman</td></tr> </table> <p><b>RESOLVED FINALLY</b>, That the foregoing authorities shall and continue to be in full force and effect until revoked or modified by written notice duly notarized and actually received by the Bank at its office setting forth a Resolution to that effect certified to have been adopted by the Board of Directors of the Corporation, provided that such notice shall not be effective with respect to any exercise of said authorities prior to the receipt thereof.</p>	Name	Position	Dennis A. Uy	President/ CEO	Domingo T. Uy	Chairman
Name	Position						
Dennis A. Uy	President/ CEO						
Domingo T. Uy	Chairman						
2-Aug-2019	<ul style="list-style-type: none"> <li>• <b>Resolved</b>, That the Partnership be, as it is hereby authorized and empowered to, transact with <b>New Cross Credit Gate PH Inc.</b>, and is hereby authorized to enter into transactions and/or avail of products or facilities of, or brokered by, or through the intermediation of <b>New Cross Credit Gate PH Inc.</b> or any of its branches, affiliates, and wholly/partly owned subsidiaries (hereinafter individually or collectively referred to as "<b>Uploan</b>" for the purpose of these resolutions), including but not limited to, online loaning facilities (including phone/electronic/internet money transfer facilities), cash management services, and similar transactions as the Corporation may deem reasonable, beneficial and in furtherance of the interest of the Partnership. <b>RESOLVED FURTHER</b>, that the following persons be, as they are hereby appointed and designated as authorized signatories of the Partnership, for the purpose of signing and maintaining the aforesaid transaction of the Partnership with Uploan.</li> </ul> <p><b>CELESTE MARIE G. ONG</b> AVP for Human Resources Group</p> <p><b>REYNALDO A. PHALA</b> AVP for Treasury Group</p>						
	<ul style="list-style-type: none"> <li>• <b>RESOLVED</b>, as it is hereby resolved, to authorized the corporation to enter into an compromise/amicable settlement for the early disposition of the cases entitled "<b>People of the Philippines vs. Gerard Rabonza</b>" <b>denominated as Crim. Case No. 141-392-A-D-12 to 141-395-A-D-12</b> for violation of Batas Pambansa and "<b>People of the Philippines vs. Gerard Rabonza and Ambrosia Padilla</b>" <b>denominated as Crim. Case No. 140,806-C-2011</b> for Other Deceits at the Municipal Trial Courts in Cities, Branch 2, Davao City;<b>RESOLVED FURTHER</b>, That any one of the following: the Corporation's Asst. Vice President for Treasury and <b>REYNALDO A. PHALA</b> and the Corporation's Manager for Credit Risk Management Unit <b>MARIA THEA T. VILLORENTE</b>, be as they are hereby authorized, individually and separately, and empowered to represent the Corporation, to sign and execute, for and in behalf of the Corporation, the Compromise/Amicable Settlement before the Municipal Trial Courts in Cities, Branch 2, Davao City</li> </ul>						
	<ul style="list-style-type: none"> <li>• <b>RESOLVED</b>, as it hereby resolved <b>P-H-O-E-N-I-X Petroleum Philippines Inc.</b>, as it hereby authorized and empowered to apply the Corporation's Mayor/Business Permit with the local government unit where the Corporation is operate its office and/or branches; <b>RESOLVED FURTHER</b> as it is hereby authorize ENTIA ACCOUNTING FIRM and to further delegate to its any of their authorized staffs, <b>MEL ANTHONY CASTANARES</b> and <b>MELISA PELINIO</b>, to sign, execute, deliver, receive and receipt for and in behalf of the Corporation.</li> </ul>						

	<ul style="list-style-type: none"> <li>• <b>RESOLVED</b>, as it is hereby resolved that <b>P-H-O-E-N-I-X PETROLEUM PHILIPPINES, INC. "Company"</b>, be authorized to appoint BDO Unibank, Inc. as its Receiving Agent and Stock and Transfer and Dividend Paying Agent relative to the Company's offer to the public of Five Billion Pesos of its Preferred Shares (PNX4), with option for oversubscription of up to Seven Billion Pesos to be issued out of the unissued portion of its authorized capital stock; <b>RESOLVED</b>, as it is hereby resolved that the company shall enter into a Stock and Transfer Dividend Paying Agency Agreement and Receiving Agency Agreement with BDO Unibank, Inc. for the said offer of Preferred Shares; <b>RESOLVED FURTHER</b>, as it is hereby resolved, that relative to the aforementioned transaction, <b>President and Chief Executive , DENNIS A. UY, and or its Chief Finance Officer, MA. CONCEPCION F. DE CLARO</b>, is further authorized to sign all pertinent documents in behalf of the company under such terms and conditions and stipulations advisable and desirable in the best interest of the Corporation;</li> </ul> <ul style="list-style-type: none"> <li>• <b>RESOLVED, as it is hereby resolved, that P-H-O-E-N-I-X PETROLEUM PHILIPPINES INC</b>, hereby declares and approves the payment of cash dividends for the following preferred shares for the third quarter of 2019 as follows:   <u>3<sup>rd</sup> Tranche:</u>            PNX3A    August 22, 2019      June 18, 2019      7.427%            PNX3B    August 22, 2019      June 18, 2019      8.1078%   <b>RESOLVED LIKEWISE</b>, that the payment of aforesaid dividends for the Preferred shares shall be implemented and paid through Banco de Oro, Inc. – Trust and Investment Group, the Company's Stock Transfer agent;</li> </ul>
14-Aug-2019	<ul style="list-style-type: none"> <li>• <b>RESOLVED, AS IT IS HEREBY RESOLVED</b>, that the Corporation be, as it is hereby, authorized and empowered to conduct the public offer and issuance of up to Seven Million (7,000,000) Offer Shares at an issue price of One Thousand Pesos (Php1,000.00) per Offer Share, which shares will be issued and taken out of the authorized but unissued portion of its capital stock, for the purpose of refinancing debt, finance the working capital and capital expenditures of the Corporation and/or for such other purposes as the Authorized Signatory may determine; <b>RESOLVED, FURTHER</b>, that the Corporation be authorized and empowered to engage the services of (a) advisors, (b) issue manager and lead arranger, (c) China Bank Capital Corporation, PNB Capital and Investment Corporation, and/or such other duly qualified investment houses as underwriters for the Offer; (d) legal counsel; and (e) other agents as may be necessary, proper or desirable to effect and implement the registration of the Offer Shares with the SEC and the listing of the Offer Shares with the PSE, in each case, under such terms and conditions as the Chairman of the Board, President or Senior Management may deem to be fair and reasonable and in the best interest of the Corporation;</li> </ul> <ul style="list-style-type: none"> <li>• <b>RESOLVED</b>, as it is hereby resolved, that <b>Phoenix Petroleum Philippines, Inc.</b> (the "Corporation") it is hereby authorized, to open and maintain time deposit/s , savings accounts, checking account, special savings deposit account/s or other deposit and investment accounts in Peso and Foreign Currency with the following Banks: <b>ING Bank NV</b>; <b>RESOLVED FURTHER</b>, as it is hereby resolved, that the Corporation be authorized to enter into foreign exchange spot and derivatives transactions with aforementioned banks. Derivatives transactions include, but are not limited to financial and investment products, funding mechanisms, option contracts, deliverable forward contracts, non-deliverable forward contracts, foreign exchange swaps, interest rate swaps, cross-currency swaps or any combination of these transactions; <b>RESOLVED FURTHER</b>, as it is hereby resolved, that the Corporation be authorized as it is hereby authorized to maintain market placement/s, including, without limitation, T-Bills, ROP's, Time Deposit/s and Fixed-Income Instruments denominated in PHP or any other foreign currency (such as but not limited to sovereign and corporate bonds), with aforementioned Banks;</li> </ul>

	<ul style="list-style-type: none"> <li>• <b>RESOLVED FURTHER</b>, that the Corporation be authorized, as it is hereby resolved, to open and maintain a trust account , investment management agency account , Unit Investment Trust Fund (UITF) account/s or other accounts with aforementioned Banks;</li> </ul>
4-Sept-2019	<ul style="list-style-type: none"> <li>• <b>RESOLVED</b>, as it is hereby resolved, to authorized to file its Answer/Explanation, Position paper, motions and/or such other pleadings as the Corporation's Legal Counsel and/or Recruitment Specialist may deem appropriate in the case entitled; " EDWIN MOLINA JOSE VS. PHOENIX PETROLEUM PHILIPPINES, INC. that is pending before, the Department of Labor and Employment (DOLE) National Labor Relations Commission, National Capital Region, Quezon City and docketed as NLRC Case No. NCR-08-00870-19 ("Subject Case") and to file such actions before any court, tribunal or agency intertwined , interconnected or inter related with Subject Case. <b>RESOLVED FURTHER</b>, that the Corporations Legal Counsel <b>ATTY ROSALIO D. ROQUE II</b> and/or Recruitment Specialist <b>ROSE ANN B. VALDEZ</b>, be as hereby authorized to sign, execute, deliver, receive and receipt for and in behalf of the Corporation.</li> </ul>
5-Sept-2019	<ul style="list-style-type: none"> <li>• <b>RESOLVED</b>, as it is hereby resolve to authorize the Corporation to do the Corporation's transaction with Local/Regional Government Units such as but not limited to City Assessor's Office, City Treasurer's Office, Municipal Government Offices, Bureau of Internal Revenue and Board of Investments valid until February 9, 2020.<b>RESOLVED FURTHER</b>, as it is hereby resolved to authorize <b>SARAH JANE CONCON</b> of PRIME POWER MANPOWER SERVICES, by virtue of the issuance of a Special Power of Attorney or a Board Resolution as the case may be, to the above powers and thereby to execute and sign in behalf of the said Corporation all transactions and negotiations with the said local/regional government offices in order to execute and implement the foregoing authority;</li> <li>• <b>RESOLVED</b>, that PHOENIX be, as it is hereby authorized to participate in the bidding of <b>Procurement of Gasoline (DIESEL, GASOLINE and UNLEADED) FOR USE IN VARIOUS CEBU CITY GOVERNMENT VEHICLES AND EQUIPMENT (OCTOBER TO MARCH 2020)</b> that awarded the tender shall enter into a contract with City Government of Cebu through the Department of General Services and in connection therewith hereby appoint any one (1) of the our officer:  <b>ROY O. JIMENEZ(GEN. MANAGER FOR COMMERCIAL &amp; INDUSTRIAL BUSINESS)</b>  acting as duly authorized and designated representative of <b>Phoenix</b> granted full power and authority to do execute and perform any and all acts necessary and/or to represent <b>Phoenix</b> in the bidding as fully and effectively as the Phoenix might do if personally present with full power of substitution and revocation and hereby satisfying and confirming all that my said representative shall lawfully do or cause to be done by virtue thereof;</li> <li>• <b>RESOLVED</b>, that the <b>P-H-O-E-N-I-X PETROLEUM PHILIPPINES, INC.</b> (the "Corporation") shall purchase and acquire any Sun Life Financial product from Sun Life Financial group of companies, or any member thereof; <b>RESOLVED FURTHER</b>, that the following officer(s)/employee(s) of the Corporation are hereby authorized to do and perform any or all such acts, including execution of any and all documents, instruments, or certificates as such officers shall deem necessary to carry out the purposes and intent of the foregoing resolutions;</li> </ul>
24-Sept-2019	<ul style="list-style-type: none"> <li>• <b>RESOLVED</b>, as it hereby resolved <b>P-H-O-E-N-I-X Petroleum Philippines Inc.</b>, as it hereby authorized to invest additional equity amounting USD 12.60Mn in PNX Petroleum Singapore Pte. Ltd. To support its trading business operations; <b>RESOLVED FURTHER</b>, that the Corporation authorizes and designates its President and Chief Executive Officer <b>DENNIS A. UY</b> and/or its Chief Finance Officer <b>MA. CONCEPCION F. DE CLARO</b>, to negotiate and enter into contracts relative to the above-mentioned transaction, under such terms and conditions as they may be deem necessary and proper to implement the foregoing resolution;</li> </ul>
4-Oct-2019	<ul style="list-style-type: none"> <li>• <b>RESOLVED</b>, that PHOENIX be, as it is hereby authorized to participate in the bidding of <b>Procurement of Gasoline DIESEL with PHILIPPINE NATIONAL RAILWAYS (PNR)</b></li> </ul>

	<p>that awarded the tender shall enter into a contract with PNR and in connection therewith hereby appoint any one (1) of the our officers:</p> <p><b>HENRY ALBERT R. FADULLON (CHIEF OPERATION OFFICER)</b>  <b>ROY O. JIMENEZ (GEN. MANAGER FOR COMMERCIAL &amp; INDUSTRIAL BUSINESS)</b>  <b>RICHARD TIANSAY (GEN. MANAGER FOR PRICING AND DEMAND)</b></p> <p>acting as duly authorized and designated representative of <b>Phoenix</b> granted full power and authority to do execute and perform any and all acts necessary and/or to represent <b>Phoenix</b> in the bidding as fully and effectively as the Phoenix might do if personally present with full power of substitution and revocation and hereby satisfying and confirming all that my said representative shall lawfully do or cause to be done by virtue thereof;</p>
	<ul style="list-style-type: none"> <li>• <b>RESOLVED</b>, that PHOENIX be, as it is hereby authorized to participate in the bidding of <b>SUPPLY &amp; DELIVER of</b> oil based fuel to SPUG Power Plants and Barges for calendar year 2019, that awarded the tender shall enter into a contract with PNR and in connection therewith hereby appoint any one (1) of the our officers:</li> </ul> <p><b>HENRY ALBERT R. FADULLON (CHIEF OPERATION OFFICER)</b>  <b>ROY O. JIMENEZ (GEN. MANAGER FOR COMMERCIAL &amp; INDUSTRIAL BUSINESS)</b>  <b>RICHARD TIANSAY (GEN. MANAGER FOR PRICING AND DEMAND)</b>  <b>JOSELITO G. DE JESUS (GEN. MANAGER FOR BUSS. DEV'T STRAT. &amp; PORTFOLIO)</b></p> <p>acting as duly authorized and designated representative of <b>Phoenix</b> granted full power and authority to do execute and perform any and all acts necessary and/or to represent <b>Phoenix</b> in the bidding as fully and effectively as the Phoenix might do if personally present with full power of substitution and revocation and hereby satisfying and confirming all that my said representative shall lawfully do or cause to be done by virtue thereof;</p>
	<ul style="list-style-type: none"> <li>• <b>RESOLVED</b>, that PHOENIX be, as it is hereby authorized to participate in the bidding of <b>SUPPLY &amp; DELIVER of ADDITIONAL</b> oil based fuel to SPUG Power Plants and Barges for calendar year 2019, that awarded the tender shall enter into a contract with PNR and in connection therewith hereby appoint any one (1) of the our officers:</li> </ul> <p><b>HENRY ALBERT R. FADULLON (CHIEF OPERATION OFFICER)</b>  <b>ROY O. JIMENEZ (GEN. MANAGER FOR COMMERCIAL &amp; INDUSTRIAL BUSINESS)</b>  <b>RICHARD TIANSAY (GEN. MANAGER FOR PRICING AND DEMAND)</b>  <b>JOSELITO G. DE JESUS (GEN. MANAGER FOR BUSS. DEV'T STRAT. &amp; PORTFOLIO)</b></p> <p>acting as duly authorized and designated representative of <b>Phoenix</b> granted full power and authority to do execute and perform any and all acts necessary and/or to represent <b>Phoenix</b> in the bidding as fully and effectively as the Phoenix might do if personally present with full power of substitution and revocation and hereby satisfying and confirming all that my said representative shall lawfully do or cause to be done by virtue thereof;</p>
	<ul style="list-style-type: none"> <li>• <b>RESOLVED</b>, as it is hereby resolve to authorize the Corporation to do the Corporation's transaction with Local/Regional Government Units such as but not limited to City Assessor's Office, City Treasurer's Office, Municipal Government Offices, Bureau of Internal Revenue and Board of Investments valid until March 7, 2020; <b>RESOLVED FURTHER</b>, as it is hereby resolved to authorize <b>JUNREL A. VILLASON</b> of PRIME POWER MANPOWER SERVICES, by virtue of the issuance of a Special Power of Attorney or a Board Resolution as the case may be, to the above powers and thereby to execute and sign in behalf of the said Corporation all transactions and negotiations with the said local/regional government offices in order to execute and implement the foregoing authority;</li> </ul>
	<ul style="list-style-type: none"> <li>• <b>RESOLVED</b>, as it is hereby resolve to authorize to submit bid and and proposals with the Local Government of Butuan City and perform related transactions such as to send/receive documents, sign follow up and collect all payment and issue corresponding official</li> </ul>

	<p>receipts; <b>RESOLVED FURTHER</b>, as it is hereby resolved to authorize <b>HERBERT G. DOMINGO</b> and/or <b>DENVER C. BIRCHES</b>, by virtue of the issuance of a Special Power of Attorney or a Board Resolution as the case may be, to the above powers and thereby to execute and sign in behalf of the said Corporation all transactions and negotiations with the said local/regional government offices in order to execute and implement the foregoing authority;</p>																
	<ul style="list-style-type: none"> <li>• <b>RESOLVED</b>, as it hereby resolved <b>P-H-O-E-N-I-X Petroleum Philippines Inc.</b>, as it hereby authorized and empowered to apply, transact and process claim documents necessary including payments withholding tax certificates with any private and government entities, including the Bureau of Internal Revenue (BIR) pertaining to the company's Fleet Card Transactions: <b>RESOLVED FURTHER</b>, as it is hereby resolved to authorize the following Phoenix Sales Representative for the said mention areas:</li> </ul> <p><b>DHYRIS S. CAJES                      VISAYAS MINDANAO AREA</b>  <b>OLIA LACHICA                      VISAYAS AREA</b></p> <p>by virtue of the issuance of a Special Power of Attorney or a Board Resolution as the case may be, to the above powers and thereby to execute and sign in behalf of the said Corporation all transactions and negotiations with the said local/regional government offices in order to execute and implement the foregoing authority;</p>																
<b>6-Nov-2019</b>	<ul style="list-style-type: none"> <li>• <b>RESOLVED</b>, that the Board of Directors of the Corporation desires to include its Corporate Secretary SOCORRO ERMAC CABREROS and update the signatories for the above-transaction and replace as one of the signatories Joseph John L. Ong to its current Chief Finance Officer, MA. CONCEPCION F. DE CLARO;</li> </ul> <p><b>RESOLVED</b> as it is hereby resolved, that the following officers:</p> <table> <tr> <td><b><u>Name</u></b></td><td><b><u>Position</u></b></td></tr> <tr> <td>DENNIS A. UY</td><td>President and CEO</td></tr> <tr> <td>MA. CONCEPCION F. DE CLARO</td><td>Chief Finance Officer</td></tr> <tr> <td>SOCORRO ERMAC CABREROS</td><td>Corporate Secretary and VP for Corporate Legal</td></tr> </table> <p>are hereby authorized to issue instruction and sign correspondence with BDO Trust relating to the implementation of the agreement entered by and between the Corporation and BDO Trust; <b>RESOLVED FURTHER</b>, that the Corporation hereby approved and confirms all that the above-named individuals may lawfully do or cause to be done by virtue of this authority given to them</p> <ul style="list-style-type: none"> <li>• <b>RESOLVED</b>, that to adopted and unanimously approved an "<b>Amendment of Resolution No. 01-04 Series of 2018</b>" ( With Doc No. 515, Page 104 and Book No 93 Series of 2018) . Under Resolution Number 2 and of the second (2<sup>nd</sup>) resolution stating the " Signing Rules" be amended for the accounts of the company with <b>METROPOLITAN BANK AND TRUST CO. (Metrobank)</b> as follows:</li> </ul> <table> <tr> <th colspan="2"><b>Signature Combination</b></th></tr> <tr> <td><b>ANY AMOUNT</b></td><td>Concurrence of any two (2) of the signatories in Class A or any one (1) of the signatories of Class A and a combination from any one (1) in Class B provided that there should always be two (2) signatories</td></tr> <tr> <td><b>PHP 3,000,000 and below</b></td><td>one (1) of the signatories of Class A and a combination from any one (1) in Class B provided that there should always be two (2) signatories</td></tr> <tr> <td></td><td>In the absence of another A or B. Signatory A Signature from C as alternative signatory.</td></tr> </table>	<b><u>Name</u></b>	<b><u>Position</u></b>	DENNIS A. UY	President and CEO	MA. CONCEPCION F. DE CLARO	Chief Finance Officer	SOCORRO ERMAC CABREROS	Corporate Secretary and VP for Corporate Legal	<b>Signature Combination</b>		<b>ANY AMOUNT</b>	Concurrence of any two (2) of the signatories in Class A or any one (1) of the signatories of Class A and a combination from any one (1) in Class B provided that there should always be two (2) signatories	<b>PHP 3,000,000 and below</b>	one (1) of the signatories of Class A and a combination from any one (1) in Class B provided that there should always be two (2) signatories		In the absence of another A or B. Signatory A Signature from C as alternative signatory.
<b><u>Name</u></b>	<b><u>Position</u></b>																
DENNIS A. UY	President and CEO																
MA. CONCEPCION F. DE CLARO	Chief Finance Officer																
SOCORRO ERMAC CABREROS	Corporate Secretary and VP for Corporate Legal																
<b>Signature Combination</b>																	
<b>ANY AMOUNT</b>	Concurrence of any two (2) of the signatories in Class A or any one (1) of the signatories of Class A and a combination from any one (1) in Class B provided that there should always be two (2) signatories																
<b>PHP 3,000,000 and below</b>	one (1) of the signatories of Class A and a combination from any one (1) in Class B provided that there should always be two (2) signatories																
	In the absence of another A or B. Signatory A Signature from C as alternative signatory.																

	<ul style="list-style-type: none"><li>● <b>RESOLVED</b>, that <b>Phoenix</b> be, as it hereby is, authorized to participate in the bidding of Supply and Delivery to Northern Foods Corp. (NFC) Sarrat of Petroleum, Oil and Lubricants (Bunker and Diesel Fuel Oil), that if awarded the tender shall enter into a contract with <b>NFC</b>; and in connection therewith hereby appoint <b>any one (1)</b> of the following officers of the company:</li></ul> <table><tr><th>Name</th><th>Designation</th></tr><tr><td>HENRY ALBERT R. FADULLON</td><td>Chief Operating Officer</td></tr><tr><td>ROY O. JIMENEZ</td><td>Gen. Manager for Commercial &amp; Industrial Business</td></tr><tr><td>RICHARD C. TIANSAY</td><td>Gen. Manager for Pricing, Demand and Supply</td></tr><tr><td>JOSELITO G. DE JESUS</td><td>Gen. Manager for Buss. Development, Strategies &amp; Portfolio</td></tr></table> <p>acting as duly authorized and designated representatives of <b>Phoenix</b> are granted full power and authority to do, execute and perform any and all acts necessary and/or to represent <b>Phoenix</b> in the bidding as fully and effectively as the <b>Phoenix</b> might do if personally present with full power of substitution and revocation and hereby satisfying and confirming all that my said representative shall lawfully do or cause to be done by virtue hereof;</p>	Name	Designation	HENRY ALBERT R. FADULLON	Chief Operating Officer	ROY O. JIMENEZ	Gen. Manager for Commercial & Industrial Business	RICHARD C. TIANSAY	Gen. Manager for Pricing, Demand and Supply	JOSELITO G. DE JESUS	Gen. Manager for Buss. Development, Strategies & Portfolio
Name	Designation										
HENRY ALBERT R. FADULLON	Chief Operating Officer										
ROY O. JIMENEZ	Gen. Manager for Commercial & Industrial Business										
RICHARD C. TIANSAY	Gen. Manager for Pricing, Demand and Supply										
JOSELITO G. DE JESUS	Gen. Manager for Buss. Development, Strategies & Portfolio										
	<ul style="list-style-type: none"><li>● <b>RESOLVED</b>, as it is hereby resolved, to authorize the Corporation to redeem from RCBC Capital Corporation perpetual preferred shares of up to <b>ONE BILLION FIVE HUNDRED MILLION PESOS (PHP 1,500,000,000.00)</b>; <b>RESOLVED, FURTHER</b>, to deal, transact and negotiate with <b>RCBC Capital Corporation</b> with regard to the sale or redemption of the shares subscribed via private placement; <b>RESOLVED, FINALLY</b>, to authorize <b>ANY ONE (1)</b> of the following officers; its President &amp; CEO, Dennis A. Uy and/or Chief Finance Officer, Ma. Concepcion F. De Claro to sign and deliver any and all documents, agreements, and other instruments to implement the foregoing authority and deed for and in behalf of the Corporation.</li></ul>										
	<ul style="list-style-type: none"><li>● <b>RESOLVED, as it is hereby resolved, that P-H-O-E-N-I-X PETROLEUM PHILIPPINES INC</b>, hereby declares and approves the payment of cash dividends for the following preferred shares for the fourth quarter of 2019 as follows:</li></ul> <p><u>3<sup>rd</sup> Tranche:</u></p> <table><tr><td>PNX3A November 22, 2019</td><td>December 18, 2019</td><td>7.427%</td></tr><tr><td>PNX3B November 22, 2019</td><td>December 18, 2019</td><td>8.1078%</td></tr></table> <p><b>RESOLVED LIKEWISE</b>, that the payment of aforesaid dividends for the Preferred shares shall be implemented and paid through Banco de Oro, Inc. – Trust and Investment Group, the Company’s Stock Transfer agent;</p>	PNX3A November 22, 2019	December 18, 2019	7.427%	PNX3B November 22, 2019	December 18, 2019	8.1078%				
PNX3A November 22, 2019	December 18, 2019	7.427%									
PNX3B November 22, 2019	December 18, 2019	8.1078%									
5-Dec-2019	<ul style="list-style-type: none"><li>● <b>RESOLVED</b>, as it hereby resolved <b>P-H-O-E-N-I-X Petroleum Philippines Inc.</b> (the Corporation) as it is hereby authorized and empowered to apply, transact and/or renew its any corporate accounts for hotel and lodging and enter into any agreements and other pertinent contracts pertinent contracts and documents in connection with the said application; <b>RESOLVED</b>, as it is hereby resolved that pursuant to the foregoing transaction, the Company designates the following employee to be the authorized signatories:</li></ul> <p><b>CELESTE MARIE G. ONG</b></p> <p><b>RESOLVED</b>, that any one (1) from above the said signatory/ies be authorized, as authority is hereby given, to execute, sign and deliver any and all such agreements, contracts and other documents as are or may be necessary to implement the foregoing authorities</p> <ul style="list-style-type: none"><li>● <b>RESOLVED</b>, as it is hereby resolve to authorize <b>LORENZO GOMEZ &amp; CO.</b> and to further delegate its authorized representative <b>PERLA S. LEGASAN</b> by virtue of the issuance of a Special Power of Attorney or a Board Resolution as the case may be, to the above powers and thereby to execute and sign in behalf of the said Corporation all transactions and negotiations with the said local/regional government offices in order to execute and implement the foregoing authority;</li></ul>										



	<ul style="list-style-type: none"> <li>• <b>RESOLVED</b>, that <b>Phoenix</b> be, as it hereby is, authorized to participate in the acquisition of Services for fuel supply requirement of City Government of Davao through fleet Card Facility for the year 2020, that if awarded the tender shall enter into a contract with <b>City Government of Davao</b>; and in connection therewith hereby appoint <b>any one (1)</b> of the following officers of the company: <p>HENRY ALBERT R. FADULLON                      Chief Operating Officer  ROY O. JIMENEZ                                      Gen. Manager for Commercial &amp; Industrial Business  RICHARD C. TIANSAY                              Gen. Manager for Pricing, Demand and Supply</p> <p>acting as duly authorized and designated representatives of <b>Phoenix</b> are granted full power and authority to do, execute and perform any and all acts necessary and/or to represent <b>Phoenix</b> in the bidding as fully and effectively as the <b>Phoenix</b> might do if personally present with full power of substitution and revocation and hereby satisfying and confirming all that my said representative shall lawfully do or cause to be done by virtue hereof;</p> </li> </ul>
	<ul style="list-style-type: none"> <li>• <b>RESOLVED</b>, that <b>Phoenix</b> be, as it hereby is, authorized to participate in the <b>Rebidding Of Procurement Of Petroleum Oil And Lubricants Needs Of DSWD Field Office VII</b> for CY 2020 , that if awarded the tender shall enter into a contract DSWD Filed office VII Cebu City; and in connection therewith hereby appoint <b>any one (1)</b> of the following officers of the company: <p>HENRY ALBERT R. FADULLON                      Chief Operating Officer  ROY O. JIMENEZ                                      Gen. Manager for Commercial &amp; Industrial Business  RICHARD C. TIANSAY                              Gen. Manager for Pricing, Demand and Supply</p> <p>acting as duly authorized and designated representatives of <b>Phoenix</b> are granted full power and authority to do, execute and perform any and all acts necessary and/or to represent <b>Phoenix</b> in the bidding as fully and effectively as the <b>Phoenix</b> might do if personally present with full power of substitution and revocation and hereby satisfying and confirming all that my said representative shall lawfully do or cause to be done by virtue hereof;</p> </li> </ul>
	<ul style="list-style-type: none"> <li>• <b>RESOLVED</b>, that <b>Phoenix</b> be, as it hereby is, authorized to participate in the <b>Bidding on the procurement of Fuel for the DSWD FO XI, Vehicle using the Fleet Cards Services Technology</b> for the year 2020 , that if awarded the tender shall enter into a contract DSWD Filed office XI Davao City; and in connection therewith hereby appoint <b>any one (1)</b> of the following officers of the company: <p>HENRY ALBERT R. FADULLON                      Chief Operating Officer  ROY O. JIMENEZ                                      Gen. Manager for Commercial &amp; Industrial Business  RICHARD C. TIANSAY                              Gen. Manager for Pricing, Demand and Supply</p> <p>acting as duly authorized and designated representatives of <b>Phoenix</b> are granted full power and authority to do, execute and perform any and all acts necessary and/or to represent <b>Phoenix</b> in the bidding as fully and effectively as the <b>Phoenix</b> might do if personally present with full power of substitution and revocation and hereby satisfying and confirming all that my said representative shall lawfully do or cause to be done by virtue hereof;</p> </li> </ul>
<b>2-Jan-2020</b>	<ul style="list-style-type: none"> <li>• <b>RESOLVED</b>, as it is hereby resolve to authorize the Corporation to apply, transact, process and claim (1) Tax Declarations (2) Business Permits (3) Light and Water connection/account and (4) other permits necessary with any private and government entities including Lessor's Permit for the business operation of Phoenix Fuels Life Stations within the areas of Agusan Del Sur, Agusan Del Norte, Butuan City, Surigao, Del Norte Surigao Del Sur, Dinagat Island; <b>RESOLVED FURTHER</b>, as it is hereby resolved to authorize the following Retail Territory Manager for the said mentioned areas: <p><b>SARAH MAE B. BONGCAS</b>                                      CARAGA</p> </li> </ul>



	<p>to do the above powers and thereby to execute and sign in behalf of the said Corporation all transactions and negotiations with said local government unit and other private entities in order to execute and implement the foregoing authority;</p>						
	<ul style="list-style-type: none"> <li>• <b>RESOLVED</b>, as it is hereby resolve to authorize to submit bid and proposals with the Local Government of South Cotabato for supply and delivery of 276, 000 liters of Diesoline and perform related transactions such as to send/receive documents, sign follow up and collect all payment and issue corresponding official receipts; <b>RESOLVED FURTHER</b>, as it is hereby resolved to authorize <b>HERBERT G. DOMINGO</b> and/or <b>MARIENEL T. GARCIA</b>, by virtue of the issuance of a Special Power of Attorney or a Board Resolution as the case may be, to the above powers and thereby to execute and sign in behalf of the said Corporation all transactions and negotiations with the said local/regional government offices in order to execute and implement the foregoing authority;</li> </ul>						
	<ul style="list-style-type: none"> <li>• <b>RESOLVED</b>, that <b>Phoenix</b> be, as it hereby is, authorized to participate in the <b>Supply and Delivery of 276,000 liters of diesoline</b> for the year 2020 , that if awarded the tender shall enter into a contract PROV. GOVERNMENT of SOUTH COTABATO; and in connection therewith hereby appoint <b>any one (1)</b> of the following officers of the company:</li> </ul> <table> <tr> <td>HENRY ALBERT R. FADULLON</td><td>Chief Operating Officer</td></tr> <tr> <td>ROY O. JIMENEZ</td><td>Gen. Manager for Commercial &amp; Industrial Business</td></tr> <tr> <td>RICHARD C. TIAN SAY</td><td>Gen. Manager for Pricing, Demand and Supply</td></tr> </table> <p>acting as duly authorized and designated representatives of <b>Phoenix</b> are granted full power and authority to do, execute and perform any and all acts necessary and/or to represent <b>Phoenix</b> in the bidding as fully and effectively as the <b>Phoenix</b> might do if personally present with full power of substitution and revocation and hereby satisfying and confirming all that my said representative shall lawfully do or cause to be done by virtue hereof;</p>	HENRY ALBERT R. FADULLON	Chief Operating Officer	ROY O. JIMENEZ	Gen. Manager for Commercial & Industrial Business	RICHARD C. TIAN SAY	Gen. Manager for Pricing, Demand and Supply
HENRY ALBERT R. FADULLON	Chief Operating Officer						
ROY O. JIMENEZ	Gen. Manager for Commercial & Industrial Business						
RICHARD C. TIAN SAY	Gen. Manager for Pricing, Demand and Supply						
	<ul style="list-style-type: none"> <li>• <b>RESOLVED</b>, that <b>Phoenix</b> be, as it hereby is, authorized to participate in the <b>Supply and Consolidated Gasoline &amp; Diesel</b> for the year 2020 , that if awarded the tender shall enter into a contract City of Panabo; and in connection therewith hereby appoint <b>any one (1)</b> of the following officers of the company:</li> </ul> <table> <tr> <td>HENRY ALBERT R. FADULLON</td><td>Chief Operating Officer</td></tr> <tr> <td>ROY O. JIMENEZ</td><td>Gen. Manager for Commercial &amp; Industrial Business</td></tr> <tr> <td>RICHARD C. TIAN SAY</td><td>Gen. Manager for Pricing, Demand and Supply</td></tr> </table> <p>acting as duly authorized and designated representatives of <b>Phoenix</b> are granted full power and authority to do, execute and perform any and all acts necessary and/or to represent <b>Phoenix</b> in the bidding as fully and effectively as the <b>Phoenix</b> might do if personally present with full power of substitution and revocation and hereby satisfying and confirming all that my said representative shall lawfully do or cause to be done by virtue hereof;</p>	HENRY ALBERT R. FADULLON	Chief Operating Officer	ROY O. JIMENEZ	Gen. Manager for Commercial & Industrial Business	RICHARD C. TIAN SAY	Gen. Manager for Pricing, Demand and Supply
HENRY ALBERT R. FADULLON	Chief Operating Officer						
ROY O. JIMENEZ	Gen. Manager for Commercial & Industrial Business						
RICHARD C. TIAN SAY	Gen. Manager for Pricing, Demand and Supply						
	<ul style="list-style-type: none"> <li>• <b>RESOLVED</b>, as it hereby resolved that <b>P-H-O-E-N-I-X PETROLEUM PHILIPPINES, INC.</b> ( the Corporation) be as it hereby authorized and empowered to apply and process the Company's application for renewal of its permits and accreditation to, renewal of its Permit to Operate, Bunkering Permit, Ports User's Pass and vehicle Pass with the Philippine Ports Authority (PPA); <b>RESOLVED</b> as it hereby resolved, that any of all foregoing transactions shall be negotiated, concluded obtained and/or contracted for , by the company's Accreditation and Compliance Lead <b>JONATHAN A. HUEVIA</b> under such terms and conditions and stipulations as the said authorized signatory may deem advisable and desirable in best interest of the Corporation;</li> </ul>						
	<ul style="list-style-type: none"> <li>• <b>RESOLVED</b>, as it is hereby resolve to authorize the Corporation to renew the Corporations Business permit for the year 2020 and succeeding years thereafter including brgy. clearance, fire safety inspection certificate, Sanitary Permit, City Health, DOLE Clearance and other local permits with the local government unit where the Corporation is operation its office and branches; <b>RESOLVED FURTHER</b>, as it is hereby resolved to authorize <b>RESURRECCION R. CASPE and/or KELVIN A. ANGELES</b>, by virtue of the issuance of a Special Power of Attorney or a Board Resolution as the case may be, to the above powers and thereby to execute and sign in behalf of the said Corporation all transactions and negotiations with the said local/regional government offices in order to execute and implement the foregoing authority;</li> </ul>						

	<ul style="list-style-type: none"> <li>• <b>RESOLVED</b>, as it hereby resolved <b>P-H-O-E-N-I-X Petroleum Philippines Inc.</b> (the Corporation) as it is hereby authorized and empowered to apply, transact and process ENVIRONMENTAL COMPLIANCE CERTIFICATE (ECC) with the Dept. of Natural Resources (DENR) and apply for other necessary permits: <b>RESOLVED FURTHER</b>, as it hereby authorize KIM RYAN M. ALCEBAR under such terms and conditions and stipulations as the said authorized signatory may deem advisable and desirable in best interest of the Corporation</li> <li>• <b>RESOLVED</b>, as it hereby resolved <b>P-H-O-E-N-I-X Petroleum Philippines Inc.</b> (the Corporation) as it is hereby authorized and empowered to apply, transact and process Valid Permit to cut with Philippine Coconut Authority (PCA) and process ENVIRONMENTAL COMPLIANCE CERTIFICATE (ECC) with the Dept. of Natural Resources (DENR) and apply for other necessary permits: <b>RESOLVED FURTHER</b>, as it hereby authorize <b>JAMES JEORGE V. RODILLO</b> under such terms and conditions and stipulations as the said authorized signatory may deem advisable and desirable in best interest of the Corporation</li> </ul>										
27-Jan-2020	<ul style="list-style-type: none"> <li>• <b>RESOLVED</b>, that the Board of Directors of the Corporation approved Php2 billion of its capital expenditure allotted for retail expansion be transferred and allocated to its wholly owned subsidiary, PFL Petroleum Management, Inc. (PPMI) as an increase in its capital investments for the same purpose of retail expansion.</li> <li>• <b>RESOLVED</b>, as it hereby resolved that P-H-O-E-N-I-X PETROLEUM PHILIPPINES, INC. ( the Corporation) be as it hereby authorized and empowered to assign and transfer to its subsidiary PPMI 72 Company-Owned Dealer-Operated (CODO) retail stations worth Php700 million as part of the capital investment in PPMI indicated in the preceding paragraph.</li> <li>• <b>RESOLVED</b>, that the Board of Directors of the Corporation approved an additional investment of USD 12.6 million in its wholly-owned subsidiary, PNx Petroleum Singapore Pte. Ltd in support of its trading business</li> </ul>										
5-Feb-2020	<ul style="list-style-type: none"> <li>• RESOLVED, as it is hereby resolved, to authorize the Corporation to execute the Deed of Guarantee dated 31 January 2020 pursuant to which the Corporation guarantees the obligations of PNx Petroleum Singapore Pte. Ltd. in relation to the sale and Bareboat Charter of PNx Conqueror, 3EZR6, Panama Flag owned or to be owned by Eight River Shipping S.A. and more particularly described as follows: <table> <tr> <td>• Type of Vessel</td><td>Gas</td></tr> <tr> <td>• GT</td><td>4410</td></tr> <tr> <td>• NT</td><td>1374</td></tr> <tr> <td>• When/Wherebuilt</td><td>2010/Nakatani Shipyard</td></tr> <tr> <td>• Total Deadweight</td><td>5189</td></tr> </table> <p>RESOLVED, FURTHER, to authorize and empower Stefano Angelocola and/or Simone Centola to deliver, execute or sign any or all documents or instruments in order to implement the foregoing authorities:</p> </li> <li>• <b>RESOLVED</b>, that the Board of Directors of <b>P-H-O-E-N-I-X PETROLEUM PHILIPPINES, INC.</b> (the Corporation) authorizes, as it hereby authorizes, the Corporation to guarantee and secure the obligations of its affiliate, PNx Petroleum Singapore Pte Ltd., a company incorporated and existing under the laws of Singapore ("Borrower"), to Cooperatieve Rabobank U.A., Singapore Branch, a branch of Cooperatieve Rabobank U.A. licensed to do business under the laws of the Netherlands (the "Bank") under the facility letter entered or to be entered into between the Borrower, the Bank and the Corporation (the "Agreement"), and for this purpose: <ol style="list-style-type: none"> <li>(1) enter into the Agreement with the Borrower and the Bank, as Guarantor,</li> <li>(2) enter into the Guarantee agreement with the Bank, as Guarantor, and</li> <li>(3) such other documents or agreements as may be required or contemplated under the Agreement.</li> </ol> <p>(collectively, the "Finance Documents");</p> <p><b>RESOLVED FURTHER</b>, that the Corporation confirm, as it hereby confirms that entering into the transactions contemplated by the Finance Documents will result in corporate benefit to it and is in furtherance of the Corporation's interest and reasonably necessary to accomplish its primary purpose as stated in the articles of incorporation;</p> </li> </ul>	• Type of Vessel	Gas	• GT	4410	• NT	1374	• When/Wherebuilt	2010/Nakatani Shipyard	• Total Deadweight	5189
• Type of Vessel	Gas										
• GT	4410										
• NT	1374										
• When/Wherebuilt	2010/Nakatani Shipyard										
• Total Deadweight	5189										

# **“ANNEX B”**

## **MANAGEMENT REPORT**

### **I. CHANGES IN AND DISAGREEMENTS WITH ACCOUNTANTS ON ACCOUNTING AND FINANCIAL DISCLOSURE**

The Company has not had any disagreement with its previous and current external auditor/independent public accountant on any matter of accounting principles or practices, financial statement disclosure or auditing scope or procedure.

### **BRIEF DESCRIPTION OF THE GENERAL NATURE AND SCOPE OF THE BUSINESS OF THE REGISTRANT AND ITS SUBSIDIARIES**

#### **1. Business Description**

P-H-O-E-N-I-X Petroleum Philippines, Inc. (the “Company” or “PPPI”, interchangeably) was incorporated in the Philippines on May 8, 2002 under its original name of “OILINK MINDANAO DISTRIBUTION, INC.” On 11 January 2004, the Company amended its Articles of Incorporation changing its name from Oilink Mindanao Distribution, Inc. to Davao Oil Terminal Services Corp. On August 7, 2006, the Philippine Securities and Exchange Commission approved the Amended Articles of Incorporation of the Company changing its name from Davao Oil Terminal Services Corp. to “P-H-O-E-N-I-X Petroleum Philippines, Inc.”. The Company is 41.88% owned by P-H-O-E-N-I-X Petroleum Holdings, Inc. (PPHI) and 0.83% owned by Udenna Management & Resources Corp.(UMRC), companies organized in the Philippines.

The Company is registered with the Board of Investments (BOI) since November 16, 2005 then as a New Industry Participant with New Investment in storage, marketing and distribution of petroleum products under Republic Act (RA) 8479 (Downstream Oil Industry Deregulation Act of 1998). Under its registration, the Company is required to observe certain general and specific terms and conditions stated in the provisions of the Omnibus Investment Code of 1987. Under its registration, the Company is also entitled to certain tax and non-tax incentives to include Income Tax Holiday (ITH) for five (5) years from November 16, 2005.

The Company likewise registered with the BOI in 2010 and 2012 as a new industry participant with new investments in storage, marketing and distribution of petroleum products under RA 8479 (Downstream Oil Industry Deregulation Act) for its storage tanks in various locations. Under these registrations, the Company is required to observe certain general and specific terms and conditions stated in the provisions of the Omnibus Investments Code of 1987.

The Company's transactions relating to the BOI registered investments entitled it to certain tax and non-tax incentives. Details of the registrations are as follows:

<b>Location of Project</b>	<b>Date of Registration</b>	<b>Income Tax Holiday Period</b>	<b>Expiry</b>
Calaca, Batangas	February 26, 2010	5 years	Feb 25, 2015
Davao Expansion	May 14, 2010	5 years	May 13, 2015
Zamboanga	November 25, 2010	5 years	Nov 24, 2015
Bacolod City	May 10, 2012	5 Years	May 09, 2017
Villanueva, Misamis Orienta (near CDO)	May 10, 2012	5 Years	May 09, 2017
Villanueva, Misamis Orienta (near CDO) Expansion	November 24, 2017	5 Years	Nov 24, 2022
Tayud, Cebu City	September 9, 2017	5 Years	Sept 9, 2022
Calapan, Mindoro	October 12, 2017	5 Years	Oct 12, 2022
Calaca, Batangas (Expansion)	December 22, 2017	5 Years	Dec 22, 2022

On July 11, 2007, the Company went public, making available twenty-five percent (25%) of its total outstanding shares. The Company thus became the first petroleum company to list in the Philippine Stock Exchange (PSE) after the enactment of the Republic Act (RA) 8479 in 1998. The aforementioned law encourages petroleum companies to be listed with the PSE.

The Company's operations consist of Trading, Terminaling and Hauling Services. Under Trading, the Company offers its refined petroleum products (including Jet A1) and lubricants to retailers and commercial/industrial customers.. The retail service stations are classified as Company-Owned, Company-Dealer-Operated (CODO) or Dealer-Owned, Dealer-Operated (DODO).

The Company's Terminaling and Hauling Services involves the leasing of storage space in its terminal depot, hauling and into-plane services (hauling of Jet A1 fuels to airports and refueling of aircraft) in Davao, Cagayan de Oro, General Santos City, Cotabato City, Ozamis City, Pagadian City and Zamboanga City. Since 2008, Cebu Air designated the Company as its exclusive logistics partner in all its Mindanao operations.

## **Subsidiaries:**

At present, the Company has Nine (9) direct wholly-owned subsidiaries, namely:

- **P-h-o-e-n-i-x Global Mercantile, Inc. ("PGMI")** was incorporated on July 31, 2006. It was previously engaged in the manufacture, production and creation of all kinds of motor, and all other transportation lubricants, fluids and additives of all kinds and other petroleum products purposely for motor vehicles and other transportation.
- **PFL Petroleum Management Inc. ("PFL or PPMI")** was incorporated on January 31, 2007 and is currently engaged in the management of the three retail service stations which are being used as training sites and stations for prospective dealers.
- **Subic Petroleum Trading and Transport Phils., Inc. (SPTT)** was registered with the SEC on February 20, 2007 and is engaged in the buying and selling, supply and distribution, importation and exportation, and the storage and delivery of all types of petroleum for industrial, marine, aviation and automotive use. It does not carry any inventory at any given time. SPTT is duly registered with Subic Bay Metropolitan Authority ("SBMA") and was issued the Certificate of Registration and Tax Exemption on 01 June 2012, which is effective until 31 May 2013 and renewable by SPTT. It is classified as a Subic Bay Freeport Enterprise for the purpose of and with permit to operate the business of engaging in the business of importation, warehousing, transshipment, export, distribution of liquor, wines and spirits, tobacco and cigarettes and general merchandise and commodities such as but not limited to groceries, canned goods and pre-paid cards; convenience store for selling and distribution of gasoline and other petroleum products and other liberalized items.
- **Phoenix LPG Philippines, Inc. (PLPI)** was incorporated last 20 June 1995 with the Securities and Exchange Commission as Petronas Energy Philippines, Inc. (PEPI), and was later renamed as Phoenix LPG Philippines, Inc. after its acquisition in accordance with the Share Purchase Agreement with the Company. It is currently engaged in the importation, distribution, marketing and retail sale of Liquefied Petroleum Gas (LPG), mainly in the Visayas and Mindanao area, with some minor operations in some areas of Luzon.
- **Duta, Inc.** was incorporated with the SEC last November 09, 1994 and currently holds its principal office in 15th Floor, Citibank Tower, Valero st., Salcedo Village, Makati City. It operates as a

property holding company of PPPI and PLPI, and currently owns the real properties where the plants and some distribution offices of PLPI currently stand.

- **Philippine FamilyMart CVS, Inc.** was registered with the SEC last November 29, 2012 and currently maintains its principal office at Fourth Floor, Tara Building, 389 Sen. Gil J. Puyat Avenue, Makati City, Philippines. It is currently engaged in the operation and sub-franchising of convenience stores under the “FamilyMart” brand. It currently holds the exclusive Area Franchise to the “FamilyMart” brand in the Philippines and is granted the right to exclusively sub-franchise the “FamilyMart” convenience stores anywhere in the Philippines.
- **PNX Petroleum Singapore Pte. Ltd.** was registered in Singapore and started operations sometime in October 2017. It is the regional trading arm of the Company. It currently holds office in Singapore and is able to buy directly from the refineries in the region due to its bigger requirements. It also takes orders and sells to other local and regional buyers.
- **PNX Energy International Holdings Pte. Ltd.,** registered in Singapore in 2018, PEIH was established to manage the Company’s international investments, as the Company explores possible investments in different regional markets such as Vietnam, Indonesia, Myanmar, Thailand and Australia.
- **PHOENIX PILIPINAS GAS AND POWER INC.** Incorporated on March 14, 2019 to engage in, conduct and carry on the business of selling, trading, on wholesale basis, natural gas and liquefied natural gas (LNG).

The Company also has direct investments in Three (3) subsidiaries, namely:

- **Action.Able, Inc.,** registered in 2015, the Company owns 74.9% of the subsidiary. Action.Able is a three year old digital payment platform which enables and facilitates financial transactions between a merchant who avails and uses the service, and his customers who uses the platform to purchase, buy or pay all kinds of prepaid loads bills, and money remittances through a single Point of Sale device.
- **think.able, Limited,** registered in Hong Kong in 05 May 2014, The Company owns 74.9% of the subsidiary. think.able is the company that owns and holds the trademarks and copyrights used by Action.Able, Inc. in its operations and devices, including the trademark for “Pos!ble.net” the more popular name for which the devices and the service is known.



- **Phoenix Asphalt Philippines, Inc.** is a joint venture of Phoenix Petroleum Philippines, Inc., Tipco Asphalt Public Company Limited of Thailand and Carlito B. Castrillo. Formed in January 2018, the joint venture will manufacture, operate, market, and distribute asphalt, asphalt-related products and other by-products of crude oil and other petroleum products, including operating terminals in the Philippines. Its plant is scheduled to complete construction in 2019 at the Calaca Industrial Seaport Park.

## 2. Directors and Officers

- (a) The incumbent members of the Board of Directors and the executive officers of the Company are as follows:

Office	Name	Age	Citizenship
<b>Directors</b>			
Chairman	Domingo T. Uy	73	Filipino
Director/President and Chief Executive Officer	Dennis A. Uy	46	Filipino
Director	Romeo B. De Guzman	70	Filipino
Independent Director	Minoru Takeda	66	Filipino
Director	Cherylyn C. Uy	40	Filipino
Director	Frederic C. DyBuncio	59	Filipino
Director	J.V. Emmanuel A. de Dios	55	Filipino
Director	Stephen T. CuUnjieng	60	Filipino
Independent Director	Nicasio Alcantara	77	Filipino
Independent Director	Consuelo Ynares Santiago	79	Filipino
Director	Monico V. Jacob	74	Filipino
Corporate Secretary/Vice President for Corporate Legal	Socorro T. Ermac Cabreros	55	Filipino
<b>Other Executive Officers</b>			
Chief Operating Officer	Henry Albert R. Fadullon	52	Filipino
Chief Finance Officer	Ma. Concepcion de Claro	61	Filipino
Senior Vice President for Corporate Affairs, Business Development and Security	Alan Raymond T. Zorrilla	50	Filipino
Chief Digital Officer	Charlie R. Valerio	52	Filipino
General Manager for Shared Services	Magtanggol C. Bawal	58	Filipino
Asst. Vice President for Engineering	Ignacio Raymund Ramos, Jr.	57	Filipino
General Manager for Supply, Pricing and Demand	Richard C. Tiansay	56	Filipino
General Manager for Retail Sales	Ericson S. Inocencio	45	Filipino
General Manager for Business Development, Strategies and Portfolio	Joselito G. De Jesus	64	Filipino
General Manager for Lubricants Sales and Distribution Business	Joven Jesus G. Muiar	49	Filipino
General Manager for Commercial and Industrial Business	Roy O. Jimenez	57	Filipino
General Manager for Joint Ventures	Joriz B. Tenebro	41	Filipino

Asst. Vice President for CME	Ma. Rita A. Ros	60	Filipino
Asst. Vice President for Treasury	Reynaldo A. Phala	53	Filipino
Asst. Vice President for Comptrollership	Jonarest Z. Sibog	39	Filipino
Asst. Vice President for Brand and Marketing	Celina I. Matias	55	Filipino
Asst. Vice President for Human Resources	Celeste Marie G. Ong	52	Filipino
Asst. Vice President for Retail Operations and Network Development	Arnel G. Ablan	52	Filipino
Asst. Vice President for Technical Services and QAPD	Jaime T. Diago, Jr.	64	Filipino
General Manager for Aviation Business	Lester C. Khan	39	Filipino

*Since the last annual stockholders meeting, NO officer or director has resigned because of a disagreement with the Company on any matter relating to the Company's issuance, operations, policies or practices.*

### **Directors**

The members of the Board of Directors of the Company are elected during the annual stockholders' meeting to hold office until the next succeeding annual stockholders' meeting and until their successors have been appointed or elected and qualified. The following is the list of the incumbent members of the Board of Directors, and their business experiences during the past five (5) years:

#### **Domingo T. Uy** **Chairman**

Mr. Domingo T. Uy, Filipino, 73 years old, is a co-founder and has been a member of the Board of Directors of the Company since 2002. Mr. Uy was elected Chairman of the Board of Directors of the Company on February 15, 2007. He is also a Director of Granland Resources Corporation, a corporation involved in real estate development. Mr. Uy is actively involved in socio-civic programs and is a Director of the Philippine National Red Cross, Davao Chapter. He is also a Past President of the Davao City Sta. Ana Lions Club and the Kang Ha Uy Association - Davao Chapter.

#### **Dennis A. Uy** **Director, President and Chief Executive Officer**

Mr. Dennis A. Uy, Filipino, 46 years old, is the founder of the Company and has served as President and Chief Executive Officer since inception. He is the Chairman and President of Udenna Corporation, the parent company, which has businesses in the shipping, logistics, distribution, real estate, and service

industries. Among the subsidiaries of Udenna Corporation are Phoenix Petroleum Holdings, Inc. (PPHI), Udenna Management & Resources Corp. (UMRC), Chelsea Logistics Holdings, Corp., Udenna Development Corporation (UDEVCO), Le Penseur, Udenna Trade Corporation and PH Resorts Group Holdings, Inc. The subsidiaries of Phoenix Petroleum Philippines are Phoenix Global Mercantile, Inc., Subic Petroleum Trading & Transport Philippines, Inc., and PFL Petroleum Management. The subsidiaries of Udenna Management & Resources Corp. (UMRC) are Global Synergy Trade and Distribution Corp., Value Leases, Inc., Udenna Capital, PNK-Udenna Insurance Brokers, Udenna Environmental Services, Udenna Energy Corporation, and F2 Logistics. Under UDEVCO are Calaca Industrial Seaport Corp.(CISC), Udenna Tower Corporation, LapuLapu Land Corp., Clark Global City Corp. and GoHotels Davao Inc.. The Chelsea Logistics Corp. has the shipping businesses Chelsea Shipping Corp. and Trans-Asia Shipping Lines. Mr. Uy is also Chairman of PH Resorts Group Holdings, Inc., Phoenix Philippines Foundation and Udenna Foundation. He is director of shipping and logistics provider 2Go Group, Inc. through his Udenna Investments BV subsidiary KGLI-NM Holdings Inc. He also serves as independent director of Apex Mining Corp. Mr. Uy is a member of the Young Presidents Organization's Philippine chapter and the Philippine Business for Social Progress. Since November 2011, Mr. Uy has been the Honorary Consul of Kazakhstan to the Philippines. In 2016, he was appointed as the Presidential Adviser on Sports. He is a graduate of De La Salle University with a degree in Business Management.

**Romeo B. De Guzman**  
**Director, Vice Chairman**

Mr. Romeo B. De Guzman, Filipino, 70 years old, was elected Director of the Company in 2009. He is the Vice Chairman and Senior Strategic Adviser, and previously was Chief Operating Officer of the Company, bringing over 40 years of outstanding experience in the oil industry. Before joining the Company, he was with Pilipinas Shell Petroleum Corporation, where he was Vice President for External Affairs for Asia Pacific and a member of the Board of Directors up to December 2006. He was with the said company holding various management and executive positions. Prior to that, he worked at Getty Oil Philippines Inc. for 10 years. Mr. De Guzman is also the Chairman of the Board of Directors of Mirait Philippines, Inc. He holds a Marketing Management and MBA degrees from San Sebastian College – Manila.

**Atty. Jose Victor Emmanuel A. De Dios**  
**Director**

Atty. J.V. Emmanuel A. De Dios, Filipino, 55 years old, was elected Director of the Company on February 15, 2007 and regular director on March 7, 2008. He is the CEO of GE Philippines, and prior to that was President and CEO of

Nido Petroleum Pty Ltd., an Australian Stock Exchange-listed oil and gas company. He was Managing Director of Merritt Advisory Partners, Inc. and was a member of the Board of Directors of Davies Energy Systems, Inc. He also served as Chairman of the Board of the Philippine National Oil Company Exploration Corporation and was former Undersecretary of the Philippine Department of Energy. Atty. De Dios obtained his Master of Laws degree from Harvard Law School and completed his Bachelor of Laws at the Ateneo School of Law.

**Frederic C. DyBuncio**

**Director**

Mr. Frederic C. DyBuncio, Filipino, 59 years old, was elected as a Director of the Company on May 27, 2017. He is the President of SM Investments Corporation. He is a Director of Atlas Consolidated Mining and Development Corporation, Premium Leisure Corp., 2GO Group, Inc., and Pacific Online Systems Corporation. Prior to holding the post, he was a career banker who spent over 20 years with JP Morgan Chase and its predecessor institutions. During his stint in the banking industry, he was assigned to various executive positions where he gained substantial professional experience in the areas of credit, relationship management and origination, investment banking, capital markets, and general management. He has worked and lived in several major cities including New York, Seoul, Bangkok, Hong Kong and Manila. He graduated from Ateneo de Manila University with a Bachelor of Science degree in Business Management and completed a Master's degree in Business Management from the Asian Institute of Management.

**Cherylyn C. Uy**

**Director**

Ms. Cherylyn Chiong-Uy, Filipino, 40 years old, is a graduate of Business and Finance from Ateneo de Davao University. Ms. Uy is one of the pioneers/incorporators of Udenna Corporation, the ultimate parent company of Phoenix Petroleum and which has subsidiaries engaged in the petroleum, shipping, logistics, services, and real estate businesses, among others. She is the Corporate Treasurer of Udenna Corporation and a member of the Board of Director of PH Resorts Group Holdings, Inc.. Ms. Uy is also one of the Executive Directors of Phoenix Philippines Foundation, Inc., the corporate social responsibility arm of the Company. She is the Corporate Treasurer of Udenna Management and Resources Corporation and Chelsea Shipping Corp.

**Stephen T. CuUnjieng**  
**Director**

Stephen T. CuUnjieng, Filipino, 60 years old, was elected as a Director of the Company on January 15, 2018, after being a long-time adviser to the Board. He is Chairman of Evercore Asia Limited, and has substantial and wide experience in investment banking. He has acted as Financial Adviser to several financial transactions of companies involving initial public offerings, major and strategic acquisitions, and mergers of various companies from various industries. He is a member of the Executive Advisory Board for Asia of the Wharton School of Business, and an Independent Director of Century Properties Group and Aboitiz Equity Ventures. He has received several awards and distinctions, such as the Best Independent Advisory Firm in Asia in 2016 for Evercore, and Deals of the Year for various acquisitions. He graduated from Ateneo de Manila University and Ateneo School of Law, and completed an MBA in Finance from the Wharton School of Business.

**Monico V. Jacob**  
**Director**

Monico V. Jacob, Filipino, 74 years old, has been a Director of the Company since March 7, 2008. He is President and Chief Executive Officer of the STI Education Systems Holdings, Inc., a publicly listed company; of STI Education Services Group, Inc.; and of West Negros University. He is also the Chairman of Philplans First, Inc., a pre-need company; of Philippine Life Financial, Inc., a life insurance company, and of Republic Surety and Insurance Co., a non-life insurance Company. He likewise sits as an independent director of Jollibee Foods, Inc., Century Properties, Lopez Holdings, Inc. and 2GO Shipping. He sits as Director of Asian Terminals, Inc., Philhealthcare Systems, Inc., an HMO, Philippine Women's University and IAcademy.

**Consuelo Yñares-Santiago**  
**Independent Director**

Ms. Consuelo Yñares-Santiago, Filipino, 80 years old, is a Retired Justice of the Philippine Supreme Court. Justice Santiago (Ret) is currently an independent director of Anchor Insurance Brokerage Corp., a leading insurance brokerage company based in New York, USA, SMC Global Power Holdings, Inc., one of the country's leading power companies which is the power generation unit of San Miguel Corporation, South Luzon Tollway Corp., and Top Frontier Investment Holdings, Inc. She is the Chair Advisory Council of the Office of Alternative Dispute Resolution under the Department of Justice. She earned her Law Degree at the University of the Philippines. After being admitted to the bar, she started her career as a Legal Officer of the Securities and Exchange Commission (SEC). After 5 years of legal practice, she decided to enter the Judiciary and spent 36 years of her career as Municipal Judge, Metropolitan Trial Court judge, Regional Trial Court judge, and Associate Justice of Court of Appeals, before becoming an Associate

Justice of the highest court of the country, the Supreme Court. During her time in the Supreme Court, she became the chairperson of the Supreme Court's 3rd Division and also joined various committees, among them the Justice on Wheels Program as Chairperson, the Foreign Travel Committee as Chairperson, the House of Representative Electoral Tribunal (HRET) as Chairperson, and member of the Presidential Electoral Tribunal. She was also a consultant of the Judicial and Bar Council (JBC) and a Bar Examiner of Labor Law and Social Legislation during the 1996 Bar Examination and Taxation Law in the 1998 Bar Examination.

**Nicasio I. Alcantara**  
**Independent Director**

Nicasio I. Alcantara, Filipino, 77 years old, is the Chairman and President of ACR Mining Corporation and Chairman of Conal Corporation. He currently serves as the Chairman of the Corporate Governance Committee of BDO Private Bank, Inc. and is a member of the Bank's Audit Committee and Related Party Transactions Committee. He is currently a Director of Alsons Corporation, Alsons Development and Investment Corporation and several other prestigious corporations. Prior to this, Mr. Alcantara also held the position of Chairman and President in various corporations, namely, Petron Corporation, Alsons Consolidated Resource Inc., Iligan Cement Corporation, Alsons Cement Corporation, Northern Mindanao Power Corporation, Refractories Corporation of the Philippines, and Alsons Insurance Brokers Corporation. He was also the Chairman of Alsons Prime Investments Corporation. Mr. Alcantara holds a Masters degree in Business Administration (MBA) from Sta. Clara University, California, and a Bachelor of Science degree in Business Administration from Ateneo de Manila University.

**Minoru Takeda**  
**Independent Director**

Minoru Takeda, Japanese, 66 years old is the Chairman of aNew Energy (an advisory company for Renewables/LNG), Senior Advisor of GLX LNG (LNG Trading Platform Company), Director of Oxalis Chemicals KK, and Sr. Advisor of Uyeno Kosan KK. Mr. Takeda was with ExxonMobil for 22 years and with Royal Dutch Shell group for 14 years. He was the Chairman of the Board of Showa Shell KK, Country Chairman of Shell Group of Companies in Japan, and GM of Shell Upstream International in charge of the ASEAN/India LNG Market Development. For Mobil Oil Corporation, in addition to holding key positions in Japan, he was Director of Mobil Oil New Zealand, and has experience in Global HQ Downstream Corporate Planning. He also spent over 4 years in Deloitte, as Partner of Deloitte Tohmatsu Consulting and served as CEO of Deloitte Tohmatsu Corporate Finance. He holds BS and MS from Keio University and MS from MIT Sloan School of Management. He was a Visiting Researcher at Harvard University, Energy and Environmental Policy Center.

### **Directorships in Other Reporting Companies**

The following are directorships held by the directors and executive officers in other reporting companies during the last five (5) years:

<b>Name of Director</b>	<b>Name of Reporting Company</b>	<b>Position Held</b>
Consuelo Ynares Santiago	Top Frontier Investment Holdings, Inc.	Independent Director
Dennis A. Uy	ISM Communications Corporation; PH Resorts Group Holdings, Inc.; Apex Mining Co., Inc.; Chelsea Logistics and Infrastructure Holdings Corp.; 2GO Group, Inc.	President & CEO  Chairman  Independent Director Chairman  Chairman
Cherylyn C. Uy	ISM Communications Corporation; PH Resorts Group Holdings, Inc.; Chelsea Logistics and Infrastructure Holdings Corp.	Director/Treasurer  Director  Treasurer
Frederic C. Dybuncio	2GO Group, Inc. SM Investments Corporation	President/Director President/Director

and the following Independent Directors have held directorships in other reporting companies for the last five (5) years:

<b>Name of Director</b>	<b>Name of Reporting Company</b>	<b>Position Held</b>
Nicasio I. Alcantara	ACR Mining Corporation.	Chairman & President
Minoru Takeda	Showa Shell Sekiyu K.K.	Chairman

### **Period of Directorship in the Company**

<b><u>Name</u></b>	<b><u>Period of Service</u></b>	<b><u>Term of Office</u></b>
Dennis A. Uy	since incorporation to present	1 year
Domingo T. Uy	since incorporation to present	1 year
Romeo B. De Guzman	since 2009 to present	1 year
J.V. Emmanuel De Dios	2007 to present	1 year
Cherylyn C. Uy	2004 to 2006, 2013 to present	1 year
Monico V. Jacob	2008 to present	1 year
Consuelo Ynares Santiago	2013 to present	1 year
Stephen T. CuUnjieng	January 15, 2018 to present	1 year
Frederic C. DyBuncio	May 27, 2017 to present	1 year
Minoru Takeda	2019 to present	1 year
Nicasio I. Alcantara	2019 to present	1 year

### **Executive Officers**

The following is a list of other executive officers and their business experiences during the past five (5) years:

**Henry Albert R. Fadullon**, Filipino, 52 years of age, was appointed Chief Operating Officer of the Company on April 17, 2017. Prior to this, he served Shell Shared Services (Asia) B.V. as General Manager for its global businesses. He has over 25 years of experience in the petroleum industry, having held various roles at Pilipinas Shell Petroleum Corp., a decade of which were spent overseas with postings in Malaysia, Oman, and London. He has a wealth of experience in Retail and B2B performing a variety of frontline and functional roles leading into General Management positions. He completed his BS Industrial Management Engineering, minor in Mechanical Engineering, from De La Salle University.

**Ma. Concepcion F. De Claro**, Filipino, 62 years of age, holds a Bachelor of Science degree in Commerce, Major in Accounting from the Colegio de San Juan de Letran. She has been the Company's Chief Financial Officer since March 2018. She was Director of Alsons Prime Investment Corporation and Alsons Power Holdings Corporation and the Vice-President and Chief Operating officer of Alsons Corporation. She also served as the Director of Limay Energen Corporation and Manila North Harbour Port, Inc. Ms. de Claro also worked with Petron Corporation for several years. She was a Consultant for M&A Projects and a member of the Board of Trustees of Petron Corporation Employees Retirement Fund. She also served as Petron's Vice President for Corporate Planning & Services, Controller for the company and its subsidiaries, and held various positions in Corporate Planning. In addition, Ms. De Claro also served as a Director of New Ventures Realty Corporation, Las Lucas Development Corporation, Petron Marketing Corporation and Petron Freeport Corporation.



**Alan Raymond T. Zorrilla**, Filipino, 50 years of age, is the Senior Vice President for External Affairs, Business Development, and Security of the Company. Prior to his employment with the Company, he was Chief Legal Counsel of the Unioil Group of Companies where he headed the Legal, Human Resources, and Administrative Departments. He also served as Director for Freeport Services Corporation, a 100% subsidiary of Subic Bay Metropolitan Authority and was once a Legal Consultant of the Department of Environment and Natural Resources. Atty. Zorrilla was engaged in litigation practice with Pangilinan, Britanico, Sarmiento and Franco Law Offices before he entered corporate practice. He formerly worked as Corporate Legal Counsel of publicly-listed Fil-Estate Group of Companies in its Litigation and Labor Department. Atty. Zorrilla completed his law studies at the San Beda College of Law in 1994 and was admitted to the Philippine Bar in 1995. He also took up his masteral studies at the Ateneo Graduate School of Business. He is an Army Reservist and a concurrent Commander (Lt. Colonel) of the Philippine Coast Guard Auxiliary.

**Charlie R. Valerio**, Filipino, 52 years old, is the Chief Digital Officer. He also leads the IT group of parent company Udenna Group of Companies. Charlie has more than 20 years of in-depth exposure and experience in the Oil & Gas, Power Generation, and Fast-Moving Consumer Goods (FMCG) industries as well as a local conglomerate, having worked for Procter & Gamble for 7 years, Royal Dutch Shell for 14 years, and 5 years for First Gen Corporation and First Philippine Holdings in concurrent capacity. He was Chief Information Officer at First Gen Corp. and for First Philippine Holdings, leading IT for the conglomerate (composed of 11 companies covering 5 industries - power generation, manufacturing, real estate/property, health care, and construction). Charlie received his Bachelor of Science degree in Computer Science from De La Salle University. He is a certified Project Management Professional and completed several leadership trainings in Switzerland and Singapore.

**Socorro T. Ermac-Cabrerros**, Filipino, 55 years old, is concurrently the Asst. Vice President for Corporate Legal and Corporate Secretary of the Company. She is also the Corporate Secretary Phoenix Petroleum Holdings, Inc. Prior to joining the Company, she was a Legal Counsel of Philippine National Bank in Davao City. She has worked for the government such as the Office of the Ombudsman for Mindanao and later as Prosecutor for the Province of Davao del Norte after engaging in the private practice of law. She finished her law degree at the Ateneo de Davao University College of Law. She was President for the Davao City Chapter of the Integrated Bar of the Philippines, Davao City Chapter from 2009-2011 and President of the Davao Lady Lawyers Association from 2000-2002.

**Jonarest Z. Sibog**, Filipino, 39 years old, is the Asst. Vice President for Comptrollership. She joined the company in 2006, starting her career in Procurement which she headed for seven years before moving to Finance.

She is a graduate of Ateneo de Davao University with a degree in Bachelor of Science in Accountancy. She finished her Masters in Business Administration at the University of Mindanao where she also earned a few units in LLB. She is a Certified Public Accountant and is currently a President of the Association of CPAs in Commerce and Industry (ACPACI) - Davao City Chapter

**Richard C. Tiansay**, Filipino, 56 years old, is the General Manager for Pricing and Demand. Mr. Tiansay has more than 22 years of experience in the oil industry covering domestic and international operations. His last position in Royal Dutch Shell is as Global SAP IT Order to Cash Team Lead in London, U.K. This after being assigned to various key managerial positions not limited in the Philippines but as well as in a number in Asia Pacific and other countries. Mr. Tiansay completed his Bachelor of Science in Mechanical Engineering degree from the University of San Carlos, Cebu City.

**Roy O. Jimenez**, Filipino, 57 years of age is currently the General Manager for Commercial and Industrial Business. Prior to joining the Company he was connected with Chevron Phil. Inc for almost 30 years and handled various National and District Managerial positions, as well as supervisory positions for various trades such as Retail, Commercial/Industrial, Marketing Support, Liquefied Petroleum Gas and Lubricants. He also handled regional position as a Programs Manager and has been the team lead for the Philippines in various Chevron Regional projects. He was assigned as a District Manager covering various areas like North Metro Manila/North Luzon, Visayas and Mindanao. He is a licensed Mechanical Engineer and graduated in University of Santo Tomas. He has MBA units in De La Salle University and attended various Leadership and Management programs in Asian Institute of Management, as well as in-house training programs of Chevron in Asia Pacific and South Africa.

**Joselito G. de Jesus**, Filipino, 64 years old, is the General Manager for Business Development, Strategies and Portfolio Unit. Prior to joining the Company, Mr. de Jesus was the Assistant Vice-President for Reseller Trade of Petron Corporation. He joined the oil industry in the late 1970's when he became a Corporate Planning Analyst, then later on Corporate Planning Manager/Coordinator, of the Philippine National Oil Company (PNOC). Mr. de Jesus also became a Manager in the Corporate Planning Department of PNOC Shipping and Transport Corporation and at the same time, he was also an assistant to the Chairman of PNOC. In the late 90's, Mr. de Jesus transferred to Petron Corporation and stayed with said Company for almost 17 years. He is a graduate of Bachelor of Science in Business Administration Major in Marketing and Finance from the University of the Philippines and holds a Masters in Business Administration from the Ateneo Graduate School of Business.

**Ericson S. Inocencio**, Filipino, 45 years old, is the General Manager for Retail Business. Eric has more than 20 years of extensive experience in the petroleum industry. Prior to joining the Company, he was connected with

Chevron Phils. where he held various positions primarily leading the Commercial and Industrial business as District Sales Manager for more than five(5) years and as concurrent National Fleet Cards Sales Manager. He has exposure in marketing support function in charge of developing and executed local & global process/programs which includes profitability modelling. He is a certified Mechanical Engineer from De La Salle University and attended his MBA at Ateneo Graduate School of Business.

**Joven Jesus G. Muja**r, Filipino, 49 years of age, is the General Manager for Lubricants Sales and Distribution Business. He joined Phoenix last May 4, 2015. He brought with Him twelve and a half years of pure lubricant experience from a major petroleum company holding various positions in sales, business development and marketing handling both B2C and B2B. Within those years, he had 2 years assignment in the Asia Pacific Region doing Channel Development Specialist work.

**Maria Rita A. Ros**, Filipino, 60 years old, is the Asst. Vice President for CME. Ms. Ros has more than thirty (30) years of experience in the oil industry covering materials management, supply chain management, production planning, imports-exports, warehousing and logistics. She held various positions in Petron Corporation from 1981 up to 2011 when she handled Biofuels and Special Projects, and Supply Optimization. Ms. Ros set up a personal business before joining Phoenix Petroleum Philippines, Inc. in November 2013. She is a graduate of B.S. Chemical Engineering from the University of the Philippines, and is a licensed Chemical Engineer, and took up Basic Management at the Asian Institute of Management.

**Celina I. Matias**, Filipino, 55 years old, is presently the Asst. Vice President for Brand and Marketing Group of the Company. Ms. Matias has more than 25 years of expertise on strategic marketing and client servicing. She honed her skills from Ogilvy & Mather and McCann Erickson and had worked with local Ad Agency as partner. She handled over 25 local and global brands across different product categories from petroleum, telecoms, real estate, automotive, pharmaceutical and a lot more. She finished Communication Arts major in Advertising & Public Relations in Assumption College.

**Reynaldo A. Phala**, Filipino, 53 years old, is the Asst. Vice President for Treasury. He joined the Company in 2008 as its Credit and Collection Manager. Before joining the Company, he led a progressive banking career for 17 years, which he started at UCPB. He also worked with the Department of Trade and Industry as Municipal Trade and Industry Officer for a year. He graduated from Mindanao State University-General Santos City with the degree Bachelor of Science in Civil Engineering as a consistent academic scholar and passed the licensure examinations for Civil Engineers in May 1989. He recently finished his Master in Business Administration (MBA) under the Regis Program at the Ateneo Graduate School of Business.

**Celeste Marie G. Ong**, Filipino, 52 years old, is currently the Asst. Vice President for Human Resources. Ms. Ong has more than 20 years of solid human resources management experience from local and multinational companies (Concrete Aggregates Inc., Van Melle Phils., Fujitsu Computer Products and Optodev, Inc.) Her expertise includes compensation management, talent acquisition, training and development, employee relations/engagement, benefits administration and HRIS. She finished A.B. Psychology from Pamantasan ng Lungsod ng Maynila and took her M.A. in Psychology at University of Santo Tomas. She completed Essilor Management Training course in Singapore & France.

**Ignacio Raymund S. Ramos, Jr.**, Filipino, 57 years old, is the AVP for Engineering. He has more than 25 years of specialized practice in the fuel industry. He previously worked with Shell Philippines (1985 to 2003) and worked his way up to key positions like Special Projects Manager, Head Retail Construction, Retail Engineering Manager and Field Facilities Engineering Manager. He also worked in Enmar Construction Inc. (2004-2009) where his role as General Manager propelled the business in the field of construction and maintenance of bulk oil terminal facilities and equipment for major petroleum companies. Among the projects he managed from 2006-2017 were: SMART Piggling (Intelligent Inspection of Pipelines) Shell Guam Inc.; In Indonesia: Pulau Laut Terminal bulk storage & distribution and jetty facility' PT Banten Energy for the construction of Refrigerated LPG Terminal, New IBT Barge Fuel Loading facility and in Singapore the construction of Lube Oil & Grease Manufacturing Plant. He finished Civil Engineering from the University of the Philippines.

**Arnel G. Alban**, Filipino, 52 years old, is the Asst. Vice President for Network Development and Retail Operations. He joined Phoenix in April 2018, moving from Total (Philippines) Corporation as Asst. Vice President for Retail Development and Compliance. He has a solid 25 years experience in the oil industry, starting out as a Business Counselor (or Retail Territory Manager) in 1993 at Caltex (Philippines), Inc. where he stayed for 5 years. In 1998, he moved to Total where he stayed for 20 years, moving in various Sales positions, including a stint as AVP for Retail Development and Compliance. Arnel is a licensed Civil Engineer and graduated from the University of the Philippines.

**Jaime T Diago Jr.**, Filipino, 64 years old, joined Phoenix Petroleum in September 2018 as AVP Technical Service and QAPD. Prior to joining the company, he was connected with Pilipinas Shell where he served for 32 years holding the following key roles: Fuels Product Quality (PQ) Lead (PH & HK), Fuels PQ Manager (MEA), Fuels Technical Manager, Head Trading & Economics, Marketing Sales Manager, Commercial Development Manager and Lubricants Assistant Supply. Prior to his employment with Pilipinas Shell, Jaime also had six years with Mobil Philippines where he served as Marketing Representative and Technical Service Engineer. He finished BSME from Silliman University and is a licensed Mechanical Engineer.

**Joriz Tenebro**, Filipino, 41 years old, is the General Manager for Joint Ventures. Prior to joining Phoenix in November 2018, he has 15 years of combined business and commercial finance experience with Shell in retail, trading, upstream and integrated gas covering Asia Pacific, Middle East, and Europe. Role includes retail territory management; reporting, planning and economics; finance management; M&A and New Business Development; and internal audit. He was based in Davao, Manila and a combined 10 years in Singapore and Dubai. Prior to joining Shell, he spent a total of 3 years as P&G distributor Finance Manager and PwC Finance Auditor. Most of his key development trainings were in Shell Headquarter in Netherlands and INSEAD France. He graduated from Ateneo de Davao University.

**Magtanggol C. Bawal**, Filipino, 58 years old, is the General Manager for Shared Services and is a Certified Public Accountant with 35 years of work experience in the oil industry, IT, and Services. Prior to joining Phoenix in 2017 after the company's acquisition of Family Mart, he was with Shell Shared Services (Asia) B.V. as Contracts & Procurement Operations Delivery Center Manager. Among his other work, he was previously IT consultant of Phoenix Petroleum in 2010; Chief Finance Officer and COO of Microsoft Phils.; and LPG Finance Manager, among other roles, at Pilipinas Shell Petroleum Corp. He earned a Bachelor of Science degree in Commerce, major in Accounting, from the University of Batangas, and took MBA classes at the DLSU Graduate School of Business.

**Lester C. Khan**, Filipino, 39 years old, the General Manager for Aviation Business is a driven sales and technical professional with nearly two decades of experience in the FMCG and oil/gas industry. Previously, he served as General Manager for both Pure Essence Inc. and Margarrett Enterprise Inc., which produce biodiesel and toll-packs for major FMCG companies. He started his career in Procter & Gamble where he was recognized for leading the reformulation and process development of the company's soap brands. In between his stints in manufacturing, he worked in Pilipinas Shell Petroleum Corp., handling Retail in South Mindanao. He is a licensed Chemical Engineer from the University of the Philippines Los Baños and a Six Sigma Green Belt Certified Practitioner. He completed his MBA studies at the Ateneo Graduate School of Business with Gold Honors.

**Elmer A. Baguioro**, Filipino, 47 years old, is the General Manager for LPG Trading. Before joining Phoenix in 2018, he worked for multinational corporations such as Procter & Gamble, Coca-Cola, and Royal Dutch Shell in over 20 years, performing various roles, including Global LPG Trader in the field of research and development, manufacturing, strategic infrastructure planning, logistics and supply chain planning and network optimization, and global LPG trading and chartering. He graduated Cum Laude at the University of St. La Salle Bacolod with a Bachelor of Science degree in Chemical Engineering and placed 7th in the Chemical Engineering Licensure Exams.

**Bernard C. Suiza**, Filipino, 52 years old, is the General Manager for Philippine FamilyMart. Bernard has 30 years of experience in network planning, marketing, and operations, having worked in industries from fuel to food. He joined Phoenix in 2017, and was previously with San Miguel Foods as its Area Sales Manager for North Luzon. He was formerly marketing director of Prominex Ventures, and General Manager of Emerging Channels Inc. where he handled marketing and distribution of food and non-food products. He spent 11 years in Pilipinas Shell Petroleum Corp. in various roles in retail, finance, network planning, and non-fuels retailing. Bernard graduated cum laude from the University of the Philippines with a degree in Business Administration, and obtained his MBA from UP in 2017.

**Julgin Anthony G. Villanueva**, Filipino, 35 years old, is the General Manager for LPG Luzon. Ton is a sales professional with over a decade of experience in selling and negotiation, account management, and business development. Before joining Phoenix in 2017, he was Head of the Mid and High-Rise Segment of Republic Cement Services, formerly Lafarge Cement Services Phils. He started his career at Pilipinas Shell Petroleum Corp., where he was assigned to the LPG business (Shellane LPG) for nine years in retail and industrial trades across the country. He is a graduate of De La Salle University with a degree in Management of Financial Institutions, and holds an MBA from the Ateneo Graduate School of Business where he graduated with first class honors.

#### Period of Service in the Company

<u>Name</u>	<u>Period of Service</u>
Henry Albert R. Fadullon	April 17, 2017 to present
Ma. Concepcion F. De Claro	May 1, 2018 to present
Charlie R. Valerio	March 1, 2019 to present
Socorro Ermac Cabreros	July 2, 2006 to present
Jonarest Z. Sibog	March 27, 2006 to present
Reynaldo A. Phala	October 16, 2008 to present
Alan Raymond T. Zorrilla	April 1, 2009 to present
Joselito G. De Jesus	March 15, 2011 to present
Richard C. Tiansay	March 1, 2013 to present
Ericson S. Inocencio	February 15, 2014 to present
Roy O. Jimenez	May 11, 2015 to present
Joven Jesus Mugar	May 4, 2015 to present
Ma. Rita A. Ros	November 1, 2013 to present
Celeste Marie G. Ong	July 2, 2012 to present
Celina I. Matias	July 2, 2012 to present
Ignacio Raymund Ramos, Jr.	January 16, 2018 to present
Arnel G. Ablan	April 16, 2018 to present
Jaime T. Diago, Jr.	September 3, 2018 to present
Joriz B. Tenebro	November 5, 2018 to present
Magtanggol C. Bawal	December 1, 2017 to present
Lester C. Khan	February 18, 2019 to present

Elmer A. Baguioro	August 1, 2018 to present
Bernard C. Suiza	August 16, 2017 to present
Julgin Anthony G. Villanueva	October 16, 2017 to present

## II. MANAGEMENT'S DISCUSSION AND ANALYSIS OF FINANCIAL CONDITION AND RESULTS OF OPERATION

### A. Comparable discussion on Material Changes in Results of Operations for the Year Period Ended December 31, 2019 vs. December 31, 2018.

#### Revenues, Cost of Sales and Gross Margins

The Group's **Revenues** in 2019 grew to ₱97.823 billion, 10.4% higher compared to the ₱88.611 billion generated in 2018. This was mainly due to the 19.8% growth in total volume sold for the comparative years to 3,259 million liters in 2019 from 2,720 million liters in 2018. This was augmented by the ₱1.185 billion sales contributed by Philippine Family Mart CVS, Inc. (PFM) and ₱113 million sales contributed by Action Able, Inc. On the other hand, despite the implementation of the second round of increase in the excise tax rates of petroleum products under the Tax Reform for Acceleration and Inclusion (TRAIN) law starting January 2019, the average price of petroleum products was lower as a result of the 8.7% drop in the price of Dubai crude average, which is the benchmark crude of Asian refineries, from US\$63.15/ bbl to US\$69.13/bbl.

Of the 579 million liters incremental sales volume in 2019, 56% came from the volume sold by foreign-based subsidiaries namely, Pnx Singapore and Pnx Vietnam, which contributed 237.5 million liters and 88.6 million liters, respectively. Domestic operations accounted for the remaining 44%.

Similarly, **Cost of Sales and Services** increased by 10.1%, to ₱86.811 billion in 2019 from ₱78.838 billion in 2018, as sales volume grew.

Higher sales volume likewise drove **Gross Profit** higher by 12.7% to ₱11.012 billion in 2019 from ₱9.772 billion in 2018.

#### Operating Expenses, Non-operating Expenses, Recurring Income

The Group's **Selling and Administrative Expenses, or Operating Expenses (OPEX)**, were higher by 13.5% at ₱6.514 billion in 2019 from ₱5.742 billion in 2018. However, OPEX per unit liter improved to ₱1.97 from ₱2.11 as the Company continued to implement cost-effective programs to streamline its processes and reduce cost.

The Company's **Net Non-Operating Charges** reached ₱2.652 billion in 2019, which was ₱1.996 billion more than the ₱0.656 billion incurred in 2018. This was driven by the rise in average borrowing rates, as well as the additional debts incurred during the year to finance network expansion, including support systems and facilities. The following also drove changes to the net non-operating charges: 1) ₱0.553 billion decrease in the recognized fair value gains on investment properties from ₱0.625 billion in 2018 ; 2) ₱0.013 billion decrease

in finance income from ₱0.073 billion; and 3) ₱0.009 billion increase in equity share in the JV income from ₱0.007 billion in 2018.

### **Operating, Net and Comprehensive Incomes**

Notwithstanding the increase in operating expenses, **Operating Income** grew by 11.6% to ₱4.498 billion in 2019 from ₱4.030 billion in 2018. However, with the rise in Net Non-Operating Charges, **Net Income Before Tax** (NIBT) declined by 45.3% decline to ₱1.846 billion in 2019 from ₱3.374 billion in 2018. **Net Income After Tax** (NIAT) was lower subsequently lower by 46.2% at ₱1.487 billion from ₱2.767 billion in 2018.

Meanwhile, the Company recorded a ₱0.073 billion translation adjustment charge related to Pnx SG's operations compared to the ₱0.029 income recorded in 2018. The gain on revaluation of land amounting to ₱0.145 billion was 87.4% lower than ₱1.149 billion recorded in 2018. As such, **Comprehensive Income** was 59.0% lower at of ₱1.487 billion in 2019 versus ₱3.625 billion in 2018.

### **Financial Condition**

*(As of December 31, 2019 versus December 31, 2018)*

Consolidated resources as of December 31, 2019 stood at ₱86.950 billion, 34.5% higher than ₱64.660 billion as of December 31, 2018. This was mainly due to the additions in property, plant, and equipment (PPE) related to the Company's retail expansion, the recognition of the Right-of-Use Asset for the lease contracts with reference to PFRS 16 – Leases which took effect January 1, 2019, increase in Receivable, Cash and Cash Equivalents, Prepayments and Deposits and Input VAT.

**Cash and Cash Equivalents** increased by 24.3% to ₱9.811 billion as of December 31, 2019 from ₱7.890 billion as of December 31, 2018 as the company intensified its collection efforts.

Similarly, **Trade and Other Receivables** increased by 6.3% to ₱15.973 billion as of December 31, 2019 from ₱15.031 billion as of December 31, 2018 in line with the increase in revenue, which was mainly driven by higher sales volume.

**Inventory** was 4.9% higher at ₱11.680 billion as of December 31, 2019, almost of the same level as the ₱11.135 billion as of December 31, 2018.

As of December 31, 2019, the Group's **Property and Equipment**, net of accumulated depreciation, increased to ₱27.383 billion versus the ₱18.715 billion as of December 31, 2018. The 46.3% growth represented the value of the assets of the newly acquired subsidiaries, as well as the continuing expansion program of the group.

**Investment Properties** was 9.8% higher at ₱1.909 billion as of December 31, 2019 from ₱1.739 billion as of December 31, 2018. The ₱0.170 million increment mainly pertained to the market revaluation of the company's real estate properties in compliance with accounting standards.

**Intangible Assets** was 5.4% lower at ₱0.310 billion as of December 31, 2019 from ₱0.328 billion as of December 31, 2018 in line with normal amortization.



**Right of Use assets** amounting to ₱1.143 billion is a new account related to the implementation of PFRS 16 effective January 1, 2019.

**Investment in Joint Ventures** was 214.8% higher at ₱1.433 billion as of December 31, 2019, from ₱0.455 billion as of December 31, 2018 as the company entered into Joint Venture Agreements in line with its retail expansion program.

**Goodwill** was 4.3% higher at ₱0.213 billion as of December 31, 2019 from ₱4.419 billion as of December 31, 2018 as a result of the acquisition of Origin LPG (Vietnam) LLC by PNx Vietnam, a subsidiary of PNx Energy Investments, which in turn is a wholly-owned subsidiary of the Company.

**Deferred Tax Asset** was 5.6% higher at ₱0.156 billion as of December 31, 2019 from ₱0.147 billion as of December 31, 2018 coming from subsidiaries reporting losses.

**Other Non-current Assets** was 378.7% higher at ₱7.638 billion as of December 31, 2019 from ₱1.596 billion as of December 31, 2018 as the company entered into Contract to Sell agreements in connection to the purchase of certain real estate properties.[CFC1] [JZS2]

**Interest-bearing Loans and Borrowings**, both current and non-current of ₱49.896 billion as of December 31, 2019 increased by 25.1% from ₱39.900 billion as of December 31, 2018, mainly from the financing of Pnx SG's working capital requirements and the Group's capital expenditures and partly offset by the settlement of debts.

**Trade and Other Payables** increased by 58.8% from ₱7.435 billion as of December 31, 2018 to ₱11.806 billion as of December 31, 2019 related to the timing of purchases of petroleum products, especially for Pnx SG.

**Deferred Tax Liabilities** amounting to ₱0.748 billion as of December 31, 2019, increased by 18.4% as the ₱0.632 billion as of December 31, 2018, primarily related to the first time recognition of right-of-use asset in compliance to PRFS 16.

**Total Stockholders' Equity** increased to ₱21.948 billion as of December 31, 2019, which was higher by 37.4% from ₱15.974 billion as of December 31, 2018. This increase was primarily from the higher Capital Stock and Additional Paid-in Capital resulting from the release of ₱7 billion PNx4 Preferred shares, net of the redeemed ₱1.5 billion privately placed with RCBC Capital Corporation. Further contributing to the higher Stockholders' Equity was the 14.0% growth in retained earnings coming from the ₱1.486 billion net income realized in 2019, which was offset by the payment of dividends on both Common and Preferred shares, as well as the partial redemption of Preferred shares issued in prior years.

### Key Performance Indicators and Relevant Ratios

The Group's key performance indicators and relevant ratios and how they are computed are listed below:

	<u>December 31, 2019</u>	<u>December 31, 2018</u>
Current Ratio <sup>1</sup>	0.8x : 1x	1.1x : 1x
Debt to Equity Ratio <sup>2</sup>	3.0x : 1x	3.0x : 1x
Debt to Equity Interest-Bearing <sup>3</sup>	2.3x : 1x	2.5x : 1x
Net Book Value per Share <sup>4</sup>	₱9.37	₱8.68
Earnings per Share <sup>5</sup>	₱0.60	₱1.72

*Notes: Formula are based on Philippine Accounting Standards*

*1 - Total current assets divided by current liabilities*

*2 - Total liabilities divided by tangible net worth*

*3 - Interest Bearing Debts divided by Total stockholder's equity*

*4 - Total stockholder's equity (net of Preferred) divided by the total number of shares issued and outstanding*

*5 - Period or Year Net income after tax divided by weighted average number of outstanding common shares*

These key indicators were chosen to provide management with a measure of the Group's financial strength (Current Ratio and Debt to Equity) and the Group's ability to maximize the value of its stockholders' investment in the Group (Net Book Value Per Share and Earnings Per Share). Likewise, these ratios are used to compare the Group's performance with similar companies.

### Material (5% or more) Changes to the Group's Balance Sheet as of December 30, 2019 vs. December 31, 2018

24% increase in Cash and Cash Equivalents

Release of ₱7 billion PN4 Preferred Shares net of the settlement of matured debts.

6% increase in Trade and Other Receivables

In relation to increase and timing of revenue generated.

100% decrease in Due from Related Party

Offset against payment for properties leased with option to purchase as well as acquired properties.

91% increase in Input VAT Net

Primarily from the deferred input VAT on Property, Plant, and Equipment.

178% increase in Prepayments and other current assets.

Primarily from the increase of PN4 SG's marginal deposit and creditable withholding taxes.

46% increase in Property, Plant, and Equipment

Due to new acquisitions and construction of new retail and depot facilities.

10% increase in Investment Properties

Due to new acquisitions, improvements and appraisal of Land classified as investment properties.

100% increase in Right of Use Asset

First time adoption of PFRS 16 – leases.

5% decrease in Intangible Asset

Normal amortization

215% increase in Investment in Joint Ventures

Due to the additional Joint Venture Agreements entered into during the period.

379% increase in Non-current Assets

Due to the increase in security and rent deposit for leases and rentals as well as the deposits made for the purchase of certain properties.

45% increase in Interest Bearing Loans- Current

Due to the Long Term Contracts maturing within 12 months from December 30, 2019, including additional short-term loans and trust receipts.

59% increase in Trade Payables

In relation to the inventory level and Trust Receipt Bookings classified as Interest-Bearing Loans-current

100% increase in Derivative Financial Liabilities

Related to the forward contracts entered into by PNx SG

100% increase in Lease Liabilities - Current

The current portion of the Lease Liability related to PFRS 16

50% decrease in Income Tax Payable

Net of the offset against creditable withholding taxes applied and the 46% decline in net income before tax.

14% decrease in Interest Bearing Loans - Non-current

Net of the settled and maturing in the next 12 months after December 31, 2019.

100% increase in Lease Liability

First time adoption of PFRS 16

51% increase in Non-current liabilities

Increase in Customer Cylinder Deposits, Cash Bonds, Security Deposits, Unearned Rent and Post- employment benefit obligation.

66% increase in Additional Paid-in Capital

Due to the issuance ₱7 billion PNx4 Preferred Shares, net of the ₱2 billion redemption

295% decrease in Accumulated Translation Adjustments

Due to increased transaction of the foreign currency denominated subsidiary, PNX Singapore.

14% increase in Retained Earnings

From the Net Income After Tax generated in 2019 net of the dividends declared and distributed during the year.

**Material (5% or more) changes to the Group's Income Statement as of December 30, 2019 vs. December 30, 2018**

10% increase in Sale of Goods

Due to the revenues coming from the new subsidiaries namely; PFM, AAI, PNX SG and PNX Energy as well as the 19.8% growth in overall volume sales. The Parent recorded a 10.9% improvement on its volume sold this year, while volume from foreign sales increased by 25.2% compared to the same period last year.

46% increase in fuel service and other revenue

This is due increase in into-plane services and other non-fuel related businesses as well as revenues from Action Able, Inc. (AAI).

10% increase in Cost of Sales and Services

This mirrors the increase in the sale of goods, reflecting the price movements in the world market during the year, which were higher compared to the same period in 2018. The increase in excise tax rates on petroleum products also contributed to the increase.

13% increase in Selling and Admin Expenses

Related to the Company's growth and expansion.

88% decrease in Gain in Revaluation of Land (OCI)

Regular full year revaluation was made in 2019.

16% increase in Remeasurement of Post-Employment Benefit Obligation (OCI)

Result of the actuarial valuation.

91% decrease in Tax Expense (OCI)

Net effect of the decrease in Gain in Revaluation of Land and Remeasurement of Post-employment Benefit Obligation under Other Comprehensive Income (OCI)

There are no other material changes in the Group's financial position (5% or more) and conditions that will warrant a more detailed discussion. Furthermore, there are no material events and uncertainties known to management that would impact or change the reported financial information and condition of the Group.

**B. Comparable discussion on Material Changes in Results of Operations for the Year Ended December 31, 2018 vs. December 31, 2017.**

**Revenues, Cost of Sales and Gross Margins**

The Group's Revenues during the year 2018 grew to **₱88.611** billion, about 99% higher compared to the **₱44.426** billion generated in 2017. This was due to the combined effect of the **49%** growth in total volume sold in the same period ( 2018: 2,747 million liters vs. 2017: 1,844 million liters) and the increase in the domestic selling prices of the products as a result of the 31% increase in the price of Dubai crude (benchmark crude of Asian refineries) average (2018: US\$69.65/ bbl vs. US\$53.14/ bbl) as well as the implementation of the new excise tax rates on the sale of domestic petroleum products. This was augmented by the **₱1.308** billion sales contributed by Philippine FamilyMart CVS, Inc. (PFM) and **₱54** million sales contributed by Action Able, Inc.

The 903 million liters incremental sales volume was mainly attributable to the 758 million liters sold by Pnx Singapore. In addition, volume sold by both the parent company and Phoenix LPG Philippines, Inc. rose by 139 million liters (8%) and 31 million liters (22%), respectively, during the comparative years.

Similarly, Cost of Sales and Services increased by 106%, from **₱37.909** billion in 2017 to **₱78.839** billion in 2018, as a result of the volume growth, aggravated by the higher product costs reflecting the global oil price movements, as well as the imposition of the new excise tax rates on petroleum products starting in January 1, 2018.

Consequently, Gross Margin rose by 58% or **₱3.596** billion. On the other hand, Gross Margin Rate decreased to 12% from the 16% registered in 2017. This was primarily due to the change in the company's sales volume mix. The volume sold to commercial accounts as well as PNX Singapore sales to external customers grew faster (by 12% and 3877%) than volume sold through the company's retail outlets where margins are generally higher.

**Operating Expenses, Non-operating Expenses, Recurring Income**

Meanwhile, Selling and Administrative Expenses of **₱5.741** billion, up by 36% versus the **₱4.134** billion incurred in 2017, primarily because of the cost outlay of the new businesses.

On the other hand, Other Net Non-operating Charges of **₱0.656** billion was 970% greater than the **₱0.061** billion incurred in 2017. This year includes **₱0.625** billion fair value gains on Investment Property while previous year's balance included **₱0.650** billion one-time gain on fair value of acquired asset. However, even excluding this one-time gain, 2018 Net Non-operating Charges still reflected a 80%, mainly due to the rise in borrowing rates as the Bangko Sentral ng Pilipinas (BSP) increased the benchmark rates three times or an equivalent of 1.75% in 2018. Furthermore, additional debt service was incurred due to the acquisition of the new businesses which were funded by short-term debt.

Despite the increases in both operating and non-operating expenses, the net income after tax of **₱2.767** billion, rose by 82% from 2017 re-stated level of **₱1.521** billion.

## **Non-recurring Transactions and Net Income**

Meanwhile, the company recorded non-recurring transactions, principally as a result of the excess of the fair value over the acquisition cost of the Investment Properties amounting to ₱0.650 billion in 2017. In 2018, the fair value increment of ₱0.625 billion.

Considering these adjustments, as well as the ₱0.029 million translation adjustment related to Pnx SG, and the fair value revaluation of land assets amounting to ₱1.220 total Comprehensive Income stood at ₱3.568 billion, 134% higher than the ₱1.527 billion re-stated report in 2017.

The fair value revaluation of land assets was in compliance with Philippine Accounting Standards No. 16, which requires that revaluations be carried out regularly for the entire class of assets to which that asset belongs. Specifically, since the land assets of the PLPI were recorded at fair market even prior to its purchase by the Company, the company opted to similarly reflect the fair value of all its land holdings.

## **Financial Condition**

*(As of December 31, 2018 versus December 31, 2017)*

Total resources of the Group as of December 31, 2018 stood at ₱64.600 billion, a 46% growth compared to the ₱44.173 billion level as of December 31, 2017. This was mainly due to the increases in Property, Plant, and Equipment, including the revaluation of the Land Assets and Goodwill, the latter of which was incurred in relation to the acquisition of Philippine FamilyMart CVS, Inc. and Action Able, Inc.

As a result of the doubling of revenues, Cash and Cash Equivalents as well Trade and Other Receivables rose by 331% (from ₱1.832 billion in December 31, 2017 to ₱7.890 billion as of December 31, 2018), and 95% (from ₱7.509 billion as of December 31, 2017 to ₱15.031 billion as of December 31, 2018), respectively.

Inventories declined by 10% to ₱11.135 billion as of December 31, 2018, from ₱12.970 billion as of December 31, 2017. The build-up in December 2017 was brought about by the confluence of the following factors: to address the new businesses such as LPG with the purchase of PEPI, operation of Pnx SG and the volume requirements of the new accounts, higher price of imported petroleum products as a result of movement of prices in the international market, and the decrease in the demand for IFO by the power companies.

As of December 31, 2018, the Group's Property and Equipment, net of accumulated depreciation, increased to ₱18.716 billion versus the ₱13.400 billion as of December 31, 2017 (by 40%), representing the assets of the newly acquired subsidiaries, the fair value revaluation of the Land Assets as well as the continuing expansion program of the group.

Interest-bearing Loans and Borrowings, both current and non-current, was up by 42% from ₱28.171 billion as of December 31, 2017 to ₱39.900 billion as of December 31, 2018. The increment of ₱11.728 billion was from the availment of new loans to service the

working capital requirements of the new businesses, the bulk of which by PNX SG, as well as the company's various capital expenditures.

Trade and Other Payables increased by 107% from ₱3.584 billion as of December 31, 2017 to ₱7.435 billion as of December 31, 2018 due to the additional trade transactions of the new subsidiaries.

Total Stockholders' Equity increased to ₱15.974 billion as of December 31, 2018 from ₱11.683 billion as of December 31, 2017, (by 37%) resulting from the earnings generated and non-recurring gains during the year. This was partly offset by the declaration of cash dividends for both common and preferred shares. In addition, new stocks were issued in relation to the Company's Employee Stock Option Plan (ESOP).

### Key Performance Indicators and Relevant Ratios

The Group's key performance indicators and relevant ratios and how they are computed are listed below:

	<u>December 31, 2018</u>	<u>December 31, 2017</u>
Current Ratio <sup>1</sup>	1.1x : 1x	1.2x : 1x
Debt to Equity Ratio <sup>2</sup>	3.0x : 1x	<u>2.8x : 1x</u>
Net Book Value per Share <sup>3</sup>	₱8.53	₱8.33
Debt to Equity Interest-Bearing <sup>4</sup>	2.5x : 1x	2.4x : 1x
Earnings per Share <sup>5</sup>	<u>₱1.72</u>	<u>₱0.96</u>

Notes:

1 - Total current assets divided by current liabilities

2 - Total liabilities divided by tangible net worth

3 - Total stockholder's equity (net of Preferred) divided by the total number of shares issued and outstanding

4 - Interest Bearing Debts divided by Total stockholder's equity (net of Preferred)

5 - Period or Year Net income after tax divided by weighted average number of outstanding common shares

These key indicators were chosen to provide management with a measure of the Group's financial strength (Current Ratio and Debt to Equity) and the Group's ability to maximize the value of its stockholders' investment in the Group (Return on Equity, Net Book Value Per Share and Earnings Per Share). Likewise, these ratios are used to compare the Group's performance with similar companies.

**Material (5% or more) Changes to the Group's Balance Sheet as of December 31, 2018 vs. December 31, 2017**

**331% increase in Cash and Cash Equivalents**

Increased cash inflow due to the 99% increase in revenue compared to the previous period.

**95% increase in Trade Receivables**

A result of the 99% increase in revenue brought about by the increase in sales volume this period compared to the previous period.

**10% decrease in Inventory**

This is the normal minimum inventory requirement given the current growth in revenue.

**81% increase in Due from related parties**

In line with the plan of the company to further expand its operations in Luzon, the company advance funds to CISC to enable the latter to upgrade and improve wharf facilities, which will redound to the benefit and improve the company's supply operations.

**14% decrease in Net Input VAT**

In relation to the decrease in inventory movement.

**14% increase in Prepayments and other current assets**

Due to the renewal of insurances of all the assets, prepaid rentals advertising and other services and acquisitions which will cover the periods beyond December 31, 2018.

**40% increase in PPE**

Due to new acquisitions, and construction of new retail and depot facilities and the fair value revaluation of land assets of ₱1.219 billion.

**11% increase in Intangible Assets**

Due to new software acquisitions for the new subsidiaries.

**100% increase in Investment in a Joint Venture**

Additions from newly concluded Joint Ventures such as Phoenix Asphalt Philippines, Inc.(PAPI), Phoenix Southern Petroleum, Corp. (PSPC) and Galaxi Petroleum Fuel, Inc.

**56% increase in Investment Properties**

Resulting from the latest appraisal of the particular investment properties, specifically the land assets of PLPI.

**11% increase in Goodwill**

Due to the acquisition of PFM, Think Able and Action Able.

**614% increase in Other Non-current Assets**

Due to the acquisition of PFM and additional rental deposits for the new leases intended for network expansions and option agreements related to property acquisitions.



38% decrease in Deferred Tax Assets  
Due to increase in accrued revenues

57% increase in Current Interest-bearing loans  
Due to the reclassification of certain long-term loans that are due in the next 12 months as well as the additional loans incurred to finance the working capital requirements of Pnx SG.

107% increase in Trade and Other payables  
Due to the increased trade transaction of the new subsidiaries.

2607% increase in Income Tax payable  
Due to the increase in Income Tax from Non-ITH segments.

19% increase in Non-current Interest-bearing loans  
Due the availment of certain long-term loans within the year.

181% increase in Deferred Tax Liabilities  
Increase due the deferred taxes computed on the Fair Value Increment from Investment Property and Land Assets.

25% increase in Non-current liabilities  
Due the increase security deposits from customers of PPPI and PLPI.

27% increase in Additional Paid in Capital  
Coming from the receipt in excess of the par value of the ₱2.0 million Preferred Shares last December, net of the APIC from the redeemed ₱5.0 million shares.

35984% Decrease in Revaluation Reserve  
Due to Fair Value Appraisal of the Land Assets.

757% decrease in Accumulated Translation Adjustments  
Due to increased transaction of the foreign currency denominated subsidiary, Pnx Singapore.

44% increase in Retained Earnings  
Increase coming the Net Income after tax and fair value revaluation of the Land Assets and Investment properties net of the dividends declared and distributed during the year.

**Material (5% or more)changes to the Group's Income Statement as of December 31, 2018 vs. December 31, 2017**

99% increase in Sale of Goods  
Due to the revenues coming from the new subsidiaries namely; PLPI, Duta Group, PFM and Pnx SG, coupled with, higher fuel prices (by 30%) and additional volume sold relative to last year (by 49%). The parent company recorded an 8% improvement on its volume sold this year.

138% increase in fuel service, storage income, rental income and other revenue  
This is due to the revenues from the newly acquired subsidiary – PFM and Action Able, Inc.

106% increase in Cost of Sales and Services  
This mirrors the increase in the sale of goods, reflecting the price movements in the world market during the year which is higher compared to the same period in 2017. The increase in excise tax rates on petroleum products also contributed to the increment.

36% increase in selling and administrative expenses  
This is primarily because of the operating requirements of the new subsidiaries. The expansion program of the group caused higher salaries and wages, depreciation, fuel expenses and other operating expenses. The launching of various advertisements and promotions like PULSE Technology are also factors causing the increment.

70% increase in Finance Costs  
A substantial portion represents interest from the P6B loan used to acquire Petronas during the last quarter of 2017.

80% increase in Finance Income and Others  
These pertain to the reversal of certain bad debts, which were collected in 2018, expenses accrued in the prior years which would no longer be paid, net realized and unrealized forex gains.

100% increase in Equity Share in Net Income of a Joint Venture  
This is the net share from PAPI, PSPC and Galaxi join ventures.

49% increase in Income Tax Expense  
Substantial portion comes from the new businesses net of the ITH holiday benefit of the parent.

657% increase in Translation Adjustments  
Due to the increased forex exposure on the increased transactions of the foreign denominated subsidiary.

100% increase in Revaluation of Land  
This is the result of the appraisal of the Land Assets of PPPI.

345% decrease in Remeasurement of Retirement Benefit Obligation  
This is the result of the Actuarial Valuation Report per revised PAS 19.

8331% increase in Deferred Tax Expense  
Due to the increase in Other Comprehensive Income subject to deferred tax liability.

There are no other material changes in the Group's financial position (5% or more) and condition that will warrant a more detailed discussion. Furthermore, there are no material events and uncertainties known to management that would impact or change the reported financial information and condition of the Group.

**C. Comparable discussion on Material Changes in Results of Operations for the Year Ended December 31, 2017 vs. December 31, 2016.**

***Revenues***

The Group generated total revenues of ₱46.326 billion in 2017, 52% higher than 2016's ₱30.577 billion, on the back of a 17% increase in sales volume and fuel prices. This includes addition of LPG revenue of ₱3.4 billion and Pnx SG revenue to third party customers of ₱ 250 million . The group reported ₱44.426 billion net of the pre-acquisition revenues, 45% higher than 2016.

Sales revenues from trading and distribution of petroleum products increased by 56% from ₱29.472 billion in 2016 to ₱45.879 billion in 2017. **Excluding the LPG's pre-operating revenue, net increase is 49% amounting to ₱44.051 billion.** Retail volume (station sales) increased by 9% due to growth in both station network and same store sales. The Commercial and industrial segment also increased by 15%, while aviation volume grew by 13%. Lubricants volume also grew by 49% from the prior year.

The Parent has built five hundred five (530) Phoenix retail service stations as of December 31, 2017 compared to four hundred forty-seven (505) retail stations as of the same period last year. The Parent has a number of retail stations undergoing various stages of construction which are projected to be opened within the 1st half of 2018.

The Group generated revenues of ₱ 375 million from fuel service, storage, and others in 2017, down from ₱1.104 billion in 2016. The 66% year-on-year decline was mainly because 2016 includes shipping, port and real estate revenues from the spun-off subsidiaries. Excluding the revenue from CSC and PPIPC in 2016, fuel services, storage and other revenue increased by 6%.

***Cost and expenses***

The Group recorded cost of sales and services of ₱39.298 billion as of December 2017, an increase of 56% from ₱25.124 billion in 2016. Net of the pre-acquisition cost of sales of the LPG business, the group reported ₱37.909 billion, a net increase of 51%. This was due to higher product costs compared to last year, reflecting increasing global oil prices. The 17% increase in volume is also a factor in the increase cost of sales.

Selling and administrative expenses increased by 32%, driven by higher operating expenses for completed expansions, expected growth impact and newly acquired subsidiaries.

***Net Income***

The Group's net income for 2017 grew to ₱1.792 billion from ₱1.092 billion in 2016. This includes one-time gain coming from the excess of fair value over acquisition

cost of the newly - acquired subsidiary, Duta, Inc amounting to ₱ 650 million and the pre-acquisition profit of PLPI and Duta, Inc. amounting to ₱ 279 million. Excluding non-recurring income, core business net income grew by 30% to ₱1.421 billion, driven primarily by 17% increase in sales volume and additions from the new business, particularly LPG.

The Parent was registered with the Board of Investments on November 16, 2005 as a new industry participant with new investments in storage, marketing and distribution of petroleum products under RA 8479 (Downstream Oil Industry Regulation Act) and, as such, enjoyed an income tax holiday for five (5) years from November 16, 2005 to November 16, 2010.

The Parent Company obtained additional registration approval from the Board of Investments (BOI) under R.A. 8479 or Oil Industry Deregulation Law for its Calaca, Batangas Terminal. This entitled the Parent Company to an Income Tax Holiday (ITH) on the revenue activities from this additional storage capacity for five (5) years starting February 2010. Another BOI registration was granted to the Davao Terminal Expansion facility effective February 2010, which entitled the Parent Company another set of incentives, including the five (5) year ITH on its Davao Terminal Marketing and Storage activities.

The Parent Company was also registered with the BOI on November 25, 2010 as new industry participant with new investment in storage, marketing and distribution of petroleum products under RA 8479 (Downstream Oil Industry Deregulation Act) for its storage tanks in Talisayan, Zamboanga City. Under its registration, the Company is required to observe certain general and specific terms and conditions stated in the provisions of the Omnibus Investments Code of 1987. This expired on November 25, 2015.

The Parent Company also obtained new approvals with the BOI for its two (2) new facilities. Both the Cagayan de Oro City and the Bacolod City facilities were registered and issued certification by the BOI on May 12, 2012, entitling the Parent Company ITH for five years from registration plus other fiscal and non-fiscal incentives accorded to BOI-registered entities.

The Parent Company also obtained new approvals with the BOI for its four (4) new facilities. Expansions of Cagayan de Oro City and Calaca, Batangas facilities were registered and issued certification by the BOI on November 24, 2017 and December 22, 2017, respectively. New facilities in Tayud, Cebu and Calapan, Mindoro were likewise registered and issued certification by the BOI on September 9, 2017 and October 12, 2017, respectively, entitling the Parent Company ITH for five years from registration plus other fiscal and non-fiscal incentives accorded to BOI-registered entities. These additional ITH incentives will allow the Company to enjoy an effective income tax rate well below 30% as it continuously expands its storage and obtains further incentives from the BOI.

### ***Financial Condition***

*(As of December 31, 2017 versus December 31, 2016)*

Total resources of the Group as of December 31, 2017 stood at ₱44.471 billion, higher by 68% compared to the ₱26.538 billion as of December 31, 2016. This is mainly due to the acquisition of PLPI and Duta, Inc., higher fuel prices and increase in inventory.

Cash and cash equivalents this year decreased by 22% from ₱2.339 billion in December 31, 2016 to ₱1.831 billion as a result of increased operating, acquisition and expansion requirements.

Trade and other receivables decreased by 15% from ₱8.789 billion as of December 31, 2016 to ₱7.510 billion as of December 31, 2017, due to the intensified collection of credit sales and other receivables.

Inventories increased to ₱12.970 billion as of December 30, 2016 from ₱2.999 billion as of December 31, 2016. The increase is brought about by the confluence of the following factors: 1) to address requirements of new businesses, such as LPG with the purchase of PEPI, the operation of Singapore Trading and serving volume of new accounts; 2) higher price of imported petroleum products, mainly because of the increase in crude prices and 3) the continued decrease in demand for IFO by the power sectors also contributed to the higher inventory levels.

Due from related parties decreased to ₱518 million as of December 2017 from ₱1.507 billion as of December 2016. The receivable balance from UDEVCO amounting to ₱50 million for the sale of PPIPC was settled and reclassification of the non-trade receivable from Chelsea Shipping Group Corp. amounting to ₱500 million.

As of December 31, 2017, the Group's property and equipment, net of accumulated depreciation, increased to ₱13.401 billion compared to ₱9.002 billion as of December 31, 2016 due to the acquisition of PEPI and Duta, Inc. as well as the completion of the new retail stations and various facility expansion of the group.

Loans and Borrowings, both current and non-current, increased by 114% from ₱13.184 billion as of December 31, 2016 to ₱28.171 billion as of December 31, 2017. The increase of ₱14.987 billion was from the acquisition of PEPI and Duta, Investment in PNX Singapore, increased inventory value and other capital expenditures of the group.

Trade and other payables increased by 20% from ₱3.333 billion as of December 31, 2016 to ₱3.863 billion as of December 31, 2017 due to longer supplier credit term.

Total Stockholders' Equity increased to ₱11.952 billion as of December 31, 2017 from ₱9.762 billion as of December 31, 2016, resulting from the earnings generated in 2017 net of cash dividend declared and paid during the period for both common shares and preferred shares. The sale of treasury shares and the employee stock also contributed to the increase. The sale of treasury shares increased the Additional paid

in capital by ₱367 million while the employee stock option increased the common shares by ₱2.761 million and the additional paid in capital by ₱21.351 million.

### ***Key Performance Indicators and Relevant Ratios***

The Group's key performance indicators and relevant ratios and how they are computed are listed below:

	December 31, 2017	December 31, 2016
Current Ratio <sup>1</sup>	1.22 : 1	1.17:1
Debt to Equity Ratio <sup>2</sup>	2.72 : 1	1.72:1
Return on Equity <sup>3</sup>	17%	11%
Net Book Value per Share <sup>4</sup>	6.60 : 1	5.08:1
Debt to Equity Interest-Bearing <sup>5</sup>	2.36 : 1	1.35:1
Earnings per Share <sup>6</sup>	1.16	0.64
Earnings per Share (net of one-time gain) <sup>6</sup>	0.89	0.64

Notes:

1 - Total current assets divided by current liabilities

2 - Total liabilities divided by tangible net worth

3 - Period or Year Net income divided by average total stockholders' equity

4 - Total stockholder's equity (net of Preferred) divided by the total number of shares issued and outstanding

5 - Interest Bearing Debts divided by Total stockholder's equity (net of Preferred)

6 - Period or Year Net Income after tax divided by weighted average number of outstanding common shares

7 - Period or Year Net Income after tax (net of one-time gain) divided by weighted average number of outstanding common shares

These key indicators were chosen to provide management with a measure of the Group's financial strength (Current Ratio and Debt to Equity) and the Group's ability to maximize the value of its stockholders' investment in the Group (Return on Equity, Net Book Value Per Share and Earnings Per Share). Likewise, these ratios are used to compare the Group's performance with similar companies.

The Group's debt to equity (DE) ratio for 2017 is higher at 2.72: 1 due to increased liability used for the acquisition of PEPI and Duta, Inc, investment in PNX

Singapore, capital expenditures for various expansions and increased inventory requirement.

***Material Changes to the Group's Balance Sheet as of December 31, 2017 compared to December 31, 2016 (Increase/decrease of 5% or more)***

**22% decrease in Cash and Cash Equivalents**

A result of increased operating, acquisition and expansion requirements. The Cash and cash equivalent is within the maintained minimum level to support the operating requirement of the group.

**15% decrease in trade and other receivables**

Due to the intensified collection of credit sales and other receivables.

**333% increase in inventory**

The increase is brought about by the confluence of the following factors: 1) to address requirements of new businesses, such as LPG with the purchase of PEPI, the operation of Singapore Trading and serving volume of new accounts; 2) higher price of imported petroleum products, mainly because of the increase in crude prices and 3) the continued decrease in demand for IFO by the power sectors also contributed to the higher inventory levels.

**66% decrease in due from a related party**

Collection of the receivable balance from UDEVCO for the sale of PPIPC amounting to ₱50 million and reclassification of the ₱500 million to Non-Trade receivable for the CLC for the sale of CSC.

**141% increase in net input vat**

Due to increase in inventory purchases.

**49% increase in property, plant and equipment**

Due to the acquisition of PEPI and Duta, Inc. as well as the completion of the retail stations and expansion of various facilities.

**100% increase in Investment Property**

Due to the acquisition and appraisal of the fair value of the investment properties of Duta Inc. and Kaparangan.

**38,941% increase in Goodwill**

Due to the acquisition of PEPI and Duta, Inc.

**402% increase in Deferred Tax Assets**

Due to the additions from the newly-acquired subsidiaries.

**39% decrease in Other Non-Current Assets**

Due to additions from the newly-acquired subsidiaries.

49% increase in Current Interest-bearing loans  
Due to the increase in inventory requirement

20% increase in Trade Payable  
Due to the extended supplier credit terms.

492% increase in Non-current Interest-bearing loans  
Used for the acquisition of PEPI and Duta Inc., investment in PNX SG and various capital expenditure requirements.

93% Increase in Other Non-Current Liabilities  
Increase in security deposit from new customers especially with the additions from LPG business.

30% increase in Capital Stock  
Due to the sale of treasury shares and the employee stock option plan.

7% increase in Additional Paid-in Capital  
Due to the sale of treasury shares and the employee stock option plan.

36% increase in Retained Earnings  
Due to earnings generated in 2017 net of the dividends paid both to common and preferred shares.

***Material changes to the Group's Income Statement as of December 31, 2017 compared to December 31, 2016 (Increase/decrease of 5% or more)***

49% increase in sale of goods  
Due to the increase in volume, increase in fuel prices, addition of the LPG Business and sale coming from PNX SG

66% decrease in fuel service, shipping, storage income, and other revenue  
There are no more charter fees, sale of real estate and port revenues after the spin-off of CSC and PPIPC.

51% increase in Cost of Sales  
As a result of the increase in revenue, volume and fuel prices

32% increase in selling and administrative expenses  
Driven by the Group's expansion and acquisition program that resulted in higher depreciation, rent expense, salaries and wages, taxes and licenses and professional fees.

16% decrease in Finance Costs  
Most of the financing transactions were made towards the latter part of the year to fund acquisitions and investments. Moreover, a material portion of the 2016 finance cost were from the spun-off subsidiaries.



73% decrease in Finance Income

The decrease is on account of the depreciation of foreign exchange at year-end which resulted in lower forex gain.

100% decrease in Equity share in Net Loss of a Joint venture

The joint venture was part of the spun-off subsidiary in 2016.

100% increase in Excess of Fair Value over acquisition cost

Due to the acquisition of Duta Inc. which has investment properties with higher appraisal value versus the acquisition cost inclusive of its novated advances from Petronas in favor of PPPI.

640% Increase in other income

Due to other income coming from PLPI and Duta, Inc. related to reversals of previously recognized impairments and allowances.

Recognition of Pre-acquisition Profit

This refers to the Income of PEPI and Duta, Inc. from January to July 2017, prior to the completion of the acquisition.

19% increase in income tax

Due to additions from the newly-acquired subsidiaries, expiration of certain ITH certificates net of the effect of the new approvals.

8% decrease in re-measurement of post-employment benefit obligation

Due to the sale of CSC and PPIPC net of the increase from PLPI.

100% increase in Translation adjustment

This comes from the forex translation of PNX SG to Philippines Peso.

There are no other material changes in the Group's financial position (5% or more) and condition that will warrant a more detailed discussion. Furthermore, there are no material events and uncertainties known to management that would impact or change the reported financial information and condition of the Group.

### **III. EXTERNAL AUDIT FEES**

*(please refer to pages 36-37 of the Information Statement - form 20-IS)*

### **IV. Market price of and Dividends on required by Part V of Annex C, as amended**

#### **(1) Market Information**

The Company's common shares were listed and traded at the Philippine Stock Exchange ("PSE") starting on July 11, 2007. The high and low sale prices of each period for years 2018 and 2019 are hereunder shown:

**2018**  
**PNX**

	<b>Highest Close</b>	<b>Lowest Close</b>
<b>Period</b>	<b>Price</b>	<b>Price</b>
First Quarter	13.80	11.10
Second Quarter	12.80	11.74
Third Quarter	12.20	10.50
Fourth Quarter	11.30	10.50

**2019**  
**PNX**

	<b>Highest Close</b>	<b>Lowest Close</b>
<b>Period</b>	<b>Price</b>	<b>Price</b>
First Quarter	12.30	10.70
Second Quarter	12.30	11.76
Third Quarter	12.20	10.44
Fourth Quarter	11.94	10.98

As of April 30, 2020, the Company's closing share price is at Php 11.58, with a market capitalization of approximately Php16,283,845,007.00.

**Preferred Shares**

The 1<sup>st</sup> tranche preferred shares of the Company were issued on September 21, 2010 by way of private placement and/or sale under SRC Rule 10.1 (k) and (l) to qualified institutional buyers, hence, exempt from the registration requirement of the SRC. Therefore, these shares were not listed with and traded in the Exchange.

The 2<sup>nd</sup> tranche preferred (PNXP) shares of the Company were redeemed last December 20, 2018 at Php 100.00 per share or a total of Five Hundred Million Pesos (Php500,000,000.00). These PNXP shares shall form part of the preferred treasury shares of the company.

The 3rd tranche preferred shares of the Company consisting of 20,000,000 preferred shares were registered on December 3, 2015 and listed with the Exchange on December 18, 2015. The 3rd tranche were issued under the following series:

Series 3A (PNX3A) is entitled to an Optional Redemption on the 3rd Anniversary of the Listing Date and is subject to a Step-Up Dividend Rate on the 5th anniversary of the Listing Date; and

Series 3B (PNX3B) is entitled to an Optional Redemption on the 5th anniversary of the Listing Date and is subject to a Step-Up Dividend Rate on the 7th anniversary of the Listing Date.

The 4th tranche of preferred shares (PNX4) of the Company consisting of 7,000,000 preferred shares was granted by the Securities and Exchange Commission (SEC) a Certificate of Permit to Offer Securities for Sale covering such shares on October 21, 2019 and listed with the Exchange on November 7, 2019.

The high and low sale prices for each period of PNX3A, PNX3B and PNX4 shares for the year **2018 and 2019** are hereunder shown:

**2018**

**Series 3A (PNX3A)**

	<b>Highest Close</b>	<b>Lowest Close</b>
<b>Period</b>	<b>Price</b>	<b>Price</b>
First Quarter	105.70	102.00
Second Quarter	104.80	100.10
Third Quarter	104.00	99.50
Fourth Quarter	103.20	99.00

**2018**

**Series 3B (PNX3B)**

	<b>Highest Close</b>	<b>Lowest Close</b>
<b>Period</b>	<b>Price</b>	<b>Price</b>
First Quarter	114.00	108.50
Second Quarter	111.00	106.00
Third Quarter	112.00	103.00
Fourth Quarter	109.90	101.20

**2019**

**Series 3A (PNX3A)**

	<b>Highest Close</b>	<b>Lowest Close</b>
<b>Period</b>	<b>Price</b>	<b>Price</b>
First Quarter	102.00	98.75
Second Quarter	104.00	99.00
Third Quarter	102.00	99.50
Fourth Quarter	102.30	100.00

**2019**

**Series 3B (PNX 3B)**

	<b>Highest Close</b>	<b>Lowest Close</b>
<b>Period</b>	<b>Price</b>	<b>Price</b>
First Quarter	108.00	103.00
Second Quarter	107.00	102.00
Third Quarter	110.00	103.70
Fourth Quarter	110.00	103.10

2019

**Series 4 (PNX4)**

	<b>Highest Close</b>	<b>Lowest Close</b>
<b>Period</b>	<b>Price</b>	<b>Price</b>
Fourth Quarter	1,054.00	1,014.00

**(1) Holders**

**Top 20 Stockholders of Common Shares  
As of April 30, 2020**

<b>#</b>	<b>NAME OF STOCKHOLDERS</b>	<b>OWNERSHIP (in %)</b>	<b>OUTSTANDING &amp; ISSUED SHARES</b>
1	PHOENIX PETROLEUM HOLDINGS INC.	41.88	588,945,630
2	ES CONSULTANCY GROUP, INC.	24.20	340,270,980
3	UDENNA CORPORATION	19.00	267,245,918
4	PCD NOMINEE CORPORATION (FILIPINO)	10.56	148,436,110
5	PCD NOMINEE CORPORATION - (NON-FILIPINO)	4.66	65,601,279
6	UDENNA MANAGEMENT & RESOURCES CORP.	0.838	11,661,195
7	DENNIS A. UY	0.38	5,304,811
8	JOSELITO R. RAMOS	0.335	4,812,600
9	UDENCO CORPORATION	0.112	1,614,787
10	DENNIS A. UY &/OR CHERYLYN C. UY	0.08	1,098,060
11	DOMINGO T. UY	0.045	645,919
12	ERIC U. LIM OR CHRISTINE YAO LIM	0.022	319,000
13	MARJORIE ANN LIM LEE OR PAULINE ANN LIM	0.021	300,000
14	EDWIN U. LIM OR GENEVIEVE LIM	0.021	300,000
15	ZENAIDA CHAN UY	0.010	149,058
16	REBECCA PILAR CLARIDAD CATERIO	0.010	148,453
17	SOCORRO ERMAC CABREROS	0.007	103,316
18	IGNACIA S. BRAGA IV	0.005	71,019
19	CHRYSS ALFONSUS V. DAMUY	0.005	70,980
20	GIGI QUEJADA FUENSALIDA	0.005	70,980

### Preferred Shares

The holders of the preferred shares 3rd tranche and Series 4 of the Company as of 31 March 2020 are as follows:

#### PNX3A (Series A):

STOCKHOLDER'S NAME	OUTSTANDING & ISSUED SHARES	OUTSTANDING & ISSUED SHARES	TOTAL HOLDINGS	PERCENTAGE TO
	(FULLY PAID)	(PARTIALLY PAID)	(SUBSCRIBED)	TOTAL
PCD NOMINEE CORPORATION (FILIPINO)	12,457,570	0	12,457,570	99.661
PCD NOMINEE CORPORATION (NON-FILIPINO)	29,930	0	29,930	0.239
ANTONIO T. CHUA	9,500	0	9,500	0.076
TEDDY A. GAERLAN	1,000	0	1,000	0.008
IRIS VERONICA GO LIM	2,000	0	2,000	0.016
GRAND TOTAL	<u>12,500,000</u>	<u>0</u>	<u>12,500,000</u>	

#### PNX3B (Series B)

STOCKHOLDER'S NAME	OUTSTANDING & ISSUED SHARES	OUTSTANDING & ISSUED SHARES	TOTAL HOLDINGS	PERCENTAGE TO
	(FULLY PAID)	(PARTIALLY PAID)	(SUBSCRIBED)	TOTAL
PCD NOMINEE CORPORATION (FILIPINO)	7,459,270	0	7,459,270	99.457
PCD NOMINEE CORPORATION (NON-FILIPINO)	28,120	0	28,120	0.375
ANTONIO T. CHUA	5,700	0	5,700	0.076
KNIGHTS OF COLUMBUS FRATERNAL ASSOCIATION OF THE PHILS., INC.	6,910	0	6,910	0.092
GRAND TOTAL	<u>7,500,000</u>	<u>0</u>	<u>7,500,000</u>	

#### PNX4 (Series 4)

STOCKHOLDER'S NAME	OUTSTANDING & ISSUED SHARES	OUTSTANDING & ISSUED SHARES	TOTAL HOLDINGS	PERCENTAGE TO
	(FULLY PAID)	(PARTIALLY PAID)	(SUBSCRIBED)	TOTAL
PCD NOMINEE CORPORATION (FILIPINO)	6,924,260		6,924,260	98.918
PCD NOMINEE CORPORATION (NON-FILIPINO)	60,390		60,390	0.863
G. D. TAN & CO., INC.	9,000		9,000	0.129
KNIGHTS OF COLUMBUS FRATERNAL ASSOCIATION OF THE PHILIPPINES., INC	3,350		3,350	0.048
ANTONIO T. CHUA	3,000		3,000	0.043
GRAND TOTAL (5)	<u>7,000,000</u>		<u>7,000,000</u>	<u>100.000</u>

The issuance of the Offer Shares shall have no effect on the amount and percentage of the present holdings of the Company's common shareholders. Neither is there any effect of this issuance on the percentage of the Company's shares beneficially owned by foreigners.

## (2) Dividends

The Company's dividend policy is to declare dividends of up to 20% of the Company's net income of the previous year after appropriation. This will be taken out of the Company's unrestricted retained earnings.

Each holder of a common share is entitled to such dividends as may be declared in accordance with the Company's dividend policy. The Company's current dividend policy entitles holders of common shares to receive dividends based on the recommendation of the Board of Directors. Such recommendations will consider such factors as operating expenses, implementation of business plans, and working capital.

### *History of Dividend Income Payment*

#### 1. Company

##### a. Dividends on Common Shares

Date Declared	Dividend Rate	Record Date	Payment Date	Total Amount
March 14, 2019	Cash Dividend of ₱0.15 per share	April 8, 2019	May 8, 2019	₱210,495,634.80
January 25, 2018	Cash Dividend of ₱0.15 per share	Apr 2, 2018	April 26, 2018	₱207,954,037.36
January 25, 2017	Cash Dividend of ₱0.10 per share	March 30, 2017	April 27, 2017	₱136,468,719.08
March 18, 2016	Cash Dividend of ₱0.08 per share	April 05, 2016	April 29, 2016	₱114,302,178.56
March 4, 2015	Cash Dividend of ₱0.05 per share	March 18, 2015	April 16, 2015	₱71,438,861.60
January 29, 2014	Cash Dividend of ₱0.10 per share	March 17, 2014	April 11, 2014	₱142,877,723.20
January 24, 2013	30% Stock Dividend	May 15, 2013	June 10, 2013	₱329,717,232.00
	Cash Dividend of ₱0.10 per share	April 11, 2013	May 8, 2013	₱103,605,941.60

##### b. Cash Dividend on Preferred Shares

Since the issuance of the preferred shares of the Company on September 21, 2010 (the 1<sup>st</sup> tranche), the Company has declared quarterly dividends fixed at 11.50% per annum, calculated in respect of each share with reference to the Issue Price thereof on each dividend period. This translates to a cash dividend amounting to ₱2.875 per share per quarter. The cash dividends were paid on September 21, December 21, March 21 and June 21 of each year starting December 21, 2010 until the preferred shares were redeemed on December 20, 2013.

<b>1<sup>st</sup> Tranche</b>				
Date Declared	Dividend Rate	Record Date	Payment Date	Total Amount
December 5, 2013	P2.875 per share	N/A	Dec. 20, 2013	P14,375,000.00
September 5, 2013	P2.875 per share	N/A	Sep. 21, 2013	P14,375,000.00
June 5, 2013	P2.875 per share	N/A	June 21, 2013	P14,375,000.00
Mar 5, 2013	P2.875 per share	N/A	Mar. 21, 2013	P14,375,000.00
December 5, 2012	P2.875 per share	N/A	Dec. 21, 2012	P14,375,000.00
September 5, 2012	P2.875 per share	N/A	Sep. 21, 2012	P14,375,000.00
June 4, 2012	P2.875 per share	N/A	June 21, 2012	P14,375,000.00
March 05, 2012	P2.875 per share	N/A	Mar. 21, 2012	P14,375,000.00
December 1, 2011	P2.875 per share	N/A	Dec. 21, 2011	P14,375,000.00
August 12, 2011	P2.875 per share	N/A	Sep. 21, 2011	P14,375,000.00
May 12, 2011	P2.875 per share	N/A	June 21, 2011	P14,375,000.00
March 11, 2011	P2.875 per share	N/A	Mar. 21, 2011	P14,375,000.00
September 21, 2010	P2.875 per share	N/A	Dec. 21, 2010	P14,375,000.00

On December 20, 2013, in order to redeem the 1<sup>st</sup> tranche of preferred shares, the Company issued the 2<sup>nd</sup> tranche of preferred shares with the same amount and features except for the rate, which was reduced to 8.25% per annum. The dividends are calculated on a 30/360 day basis and have a priority in the payment of dividends at the fixed rate of 8.25% per annum at the time of issuance, which translates to a cash dividend amounting to P2.0625 per share per quarter. These shares are also preferred in the distribution of corporate assets in the event of liquidation and dissolution of the Company.

The 2<sup>nd</sup> tranche preferred (PNXP) shares of the Company were redeemed last December 20, 2018 at Php 100.00 per share or a total of Five Hundred Million Pesos (Php500,000,000.00). These PNXP shares shall form part of the preferred treasury shares of the company.

<b>2<sup>nd</sup> Tranche</b>				
Date Declared	Dividend Rate	Record Date	Payment Date	Total Amount
Nov. 7, 2018	P2.0625 per share	Nov. 23, 2018	Dec. 20, 2018	P10,312,500.00
Aug 6, 2018	P2.0625 per share	Aug 24, 2018	Sep. 20, 2018	P10,312,500.00
May 7, 2018	P2.0625 per share	May 24, 2018	June 20, 2018	P10,312,500.00
Feb, 2018	P2.0625 per share	Feb 22, 2018	Mar. 20, 2018	P10,312,500.00
Nov. 6, 2017	P2.0625 per share	Nov. 23, 2017	Dec. 20, 2017	P10,312,500.00
Aug 3, 2017	P2.0625 per share	Aug. 24, 2017	Sep. 20, 2017	P10,312,500.00
May 4, 2017	P2.0625 per share	May 24, 2017	June 20, 2017	P10,312,500.00
Feb 6, 2017	P2.0625 per share	Feb 22, 2017	Mar. 20, 2017	P10,312,500.00
Nov 7, 2016	P2.0625 per share	Nov 2016	Dec. 2016	P10,312,500.00
Aug 10, 2016	P2.0625 per share	Aug 24, 2016	Sep. 20, 2016	P10,312,500.00
May 11, 2016	P2.0625 per share	May 26, 2016	June 20, 2016	P10,312,500.00
March 10, 2016	P2.0625 per share	Feb 23, 2016	Mar. 21, 2016	P10,312,500.00
Nov 10, 2015	P2.0625 per share	Nov. 26, 2015	Dec. 20, 2015	P10,312,500.00
Aug 10, 2015	P2.0625 per share	Aug. 25, 2015	Sep. 21, 2015	P10,312,500.00
May 12, 2015	P2.0625 per share	May 12, 2015	June 22, 2015	P10,312,500.00
Feb 6, 2015	P2.0625 per share	Feb. 24, 2015	Mar. 20, 2015	P10,312,500.00
N/A	P2.0625 per share	N/A	Dec. 22, 2014	P10,312,500.00
N/A	P2.0625 per share	N/A	Sep. 22, 2014	P10,312,500.00
N/A	P2.0625 per share	N/A	June 20, 2014	P10,312,500.00
N/A	P2.0625 per share	N/A	Mar. 20, 2014	P10,312,500.00

The 3rd tranche preferred shares of the Company consisting of 20,000,000 preferred shares were registered on December 3, 2015 and listed with the Exchange on December 18, 2015. The 3rd tranche were issued under the following series:

Series 3A (PNX3A) is entitled to an Optional Redemption on the 3rd Anniversary of the Listing Date and is subject to a Step-Up Dividend Rate on the 5th anniversary of the Listing Date; and

Series 3B (PNX3B) is entitled to an Optional Redemption on the 5th anniversary of the Listing Date and is subject to a Step-Up Dividend Rate on the 7th anniversary of the Listing Date.

<b>3<sup>rd</sup> Tranche PNX3A</b>				
Date Declared	Dividend Rate	Record Date	Payment Date	Total Amount
Nov. 6, 2019	P1.857 per share	Nov. 22, 2019	Dec. 18, 2019	P23,212,500.00
Aug. 5, 2019	P1.857 per share	Aug. 22, 2019	Sep. 18, 2019	P23,212,500.00
May 6, 2019	P1.857 per share	May 22, 2019	June 18, 2019	P23,212,500.00
Feb. 4, 2019	P1.857 per share	Feb. 19, 2019	March 18, 2019	P23,212,500.00
Nov. 7, 2018	P1.857 per share	Nov. 21, 2018	Dec. 18, 2018	P23,212,500.00
Aug. 6, 2018	P1.857 per share	Aug. 22, 2018	Sep. 18, 2018	P23,212,500.00
May 7, 2018	P1.857 per share	May. 22, 2018	June 18, 2018	P23,212,500.00
Feb. 5, 2018	P1.857 per share	Feb. 21, 2018	Mar 19, 2018	P23,212,500.00
Nov. 3, 2017	P1.857 per share	Nov. 23, 2017	Dec. 18, 2017	P23,212,500.00
Aug. 2, 2017	P1.857 per share	Aug. 24, 2017	Sep. 16, 2017	P23,212,500.00
May 3, 2017	P1.857 per share	May 24, 2017	June 19, 2017	P23,212,500.00
Feb. 13, 2017	P1.857 per share	Feb. 22, 2017	Mar. 20, 2017	P23,212,500.00
Nov. 7, 2016	P1.857 per share	Nov. 22, 2016	Dec. 19, 2016	P23,212,500.00
Aug. 10, 2016	P1.857 per share	Aug. 23, 2016	Sep. 19, 2016	P23,212,500.00
May 11, 2016	P1.857 per share	May. 25, 2016	June 21, 2016	P23,212,500.00
Mar.10, 2016	P1.857 per share	Feb. 23, 2016	Mar 18, 2016	P23,212,500.00

<b>3<sup>rd</sup> Tranche PNX3B</b>				
Date Declared	Dividend Rate	Record Date	Payment Date	Total Amount
Nov. 6, 2019	P2.027 per share	Nov. 22, 2019	Dec. 18, 2019	P15,202,500.00
Aug. 5, 2019	P2.027 per share	Aug. 22, 2019	Sep. 18, 2019	P15,202,500.00
May 6, 2019	P2.027 per share	May 22, 2019	June 18, 2019	P15,202,500.00
Feb. 4, 2019	P2.027 per share	Feb. 19, 2019	Mar. 18, 2019	P15,202,500.00
Nov. 7, 2018	P2.027 per share	Nov. 21, 2018	Dec. 18, 2018	P15,202,500.00
Aug. 6, 2018	P2.027 per share	Aug. 22, 2018	Sep. 18, 2018	P15,202,500.00
May 7, 2018	P2.027 per share	May. 22, 2018	June 18, 2018	P15,202,500.00
Feb. 5, 2018	P2.027 per share	Feb. 21, 2018	Mar 19, 2018	P15,202,500.00
Nov. 3, 2017	P2.027 per share	Nov. 23, 2017	Dec. 18, 2017	P15,202,500.00
Aug. 2, 2017	P2.027 per share	Aug. 24, 2017	Sep. 16, 2017	P15,202,500.00
May 3, 2017	P2.027 per share	May 24, 2017	June 19, 2017	P15,202,500.00
Feb. 13, 2017	P2.027 per share	Feb. 22, 2017	Mar. 20, 2017	P15,202,500.00
Nov. 7, 2016	P2.027 per share	Nov. 22, 2016	Dec. 19, 2016	P15,202,500.00
Aug. 10, 2016	P2.027 per share	Aug. 24, 2016	Sep. 19, 2016	P15,202,500.00
May 11, 2016	P2.027 per share	May. 26, 2016	June 21, 2016	P15,202,500.00
Mar.10, 2016	P2.027 per share	Feb. 23, 2016	Mar. 18, 2016	P15,202,500.00



The 4th tranche of the preferred shares of the Company under PN4 consisting of 7,000,000 preferred shares were issued at P1,000 per share and listed with the Exchange on November 7, 2019. It has a fixed dividend rate of 7.5673% or P75.673 per annum, payable quarterly, and is entitled to an Optional Redemption on the 3rd Anniversary of the Listing Date and is subject to a Step-Up Dividend Rate on the 3rd anniversary of the Listing Date.

<b>4<sup>th</sup> Tranche (PN4)</b>				
Date Declared	Dividend Rate	Record Date	Payment Date	Total Amount
Feb. 5, 2020	P18.92 per share	Feb.19, 2020	Feb.21, 2020	P132,427,750.00

**(3) Recent Sale of Unregistered Securities or Exempt Securities Including Recent Issuance of Securities Constituting an Exempt Transaction**

The Company has not sold or transferred any securities that is not registered under the Code nor did it issue any additional securities in exchange for any properties, services and other securities.

**V. DISCUSSION ON COMPLIANCE WITH LEADING PRACTICE ON CORPORATE GOVERNANCE.**

Corporate powers and governance of the Company is exercised by the Board of Directors which consists of eleven (11) members, three (3) of whom are independent directors. As a matter of policy and based on good corporate practice, unless a special meeting is called upon for a specific purpose, the Board regularly meets every quarter wherein which the relevant corporate issues may be raised for discussion and voted by the members of the Board.

Last March 07, 2008, during the regular meeting of the Board, the Manual of Corporate Governance which incorporated the best practices was approved and adopted to establish the principles of good corporate governance for the entire Corporation. The adoption of the new Manual of Corporate Governance replaces the old manual of corporate governance prescribed by the SEC which was then observed and followed by the Company. Moreover, the adoption of the new Manual now complies with the SEC requirement that before assuming office, a director must attend a seminar on corporate governance conducted by a duly recognized government or private institution.

Last January 30, 2008, the Company through the Corporate Secretary has submitted a document certifying the attendance of the members of the Board of Directors in all regular meetings for the year 2007 as well as the compliance to the provisions of the Manual of Corporate Governance prescribed by the SEC as adopted by the Company.

March 03, 2009 was the submission and compliance with the Certification of the Company's Compliance Officer to the extent of compliance with its Manual for Corporate Governance.

As of 2019, there were no reported deviations on the Company's Manual of Corporate Governance.

In its November 2019 Board of Directors Meeting, the Board approved several new and/or revised policies of the company relating to its Confidentiality of Information, Conflict of Interest, Whistleblowing, Anti-Corruption and Bribery, Insider Trading, Related Party Transactions, and Health, Safety and Environment Policies.

As part of the Corporate Governance, the Group works on the early disclosures of quarterly and annual reports to SEC and PSE.

Internal Audit Group of the Company conducts regular internal audit review to both processes, compliance to Company policies and procedures and risk analysis. Reports and recommendations submitted for board review and actions.

The Company plans on constantly improving corporate governance. The Company recognizes that corporate governance is not just a set of rules but a way of life, not just for the directors and officers of the Company but for every single employee. The Company intends to continuously re-evaluate its existing policies, implement reforms, emulate and improve on the best existing corporate practices of industry leaders in order to improve the quality of life of every employee, maximize returns to shareholders, to improve its relationship with business partners, and strengthen and widen the reach of its corporate social responsibility programs.

- VI. AS PART OF THE CORPORATE GOVERNANCE, THE COMPANY WILL PROVIDE WITHOUT CHARGE, UPON WRITTEN REQUEST TO THE CORPORATE SECRETARY OF THE COMPANY AT THE ADDRESS LISTED ON THE COVER PAGE OF THIS INFORMATION STATEMENT, A COPY OF THE COMPANY'S ANNUAL REPORT ON SEC FORM 17-A, INCLUDING THE FINANCIAL STATEMENTS FILED WITH THE SECURITIES AND EXCHANGE COMMISSION FOR THE FISCAL YEAR ENDED DECEMBER 31, 2019 HOWEVER, UPON THE DISCRETION OF THE MANAGEMENT OF THE COMPANY, A CHARGE MAY BE MADE FOR EXHIBITS REQUESTED, WHICH CHARGE SHALL BE LIMITED TO REASONABLE EXPENSES THAT MAY BE INCURRED BY THE COMPANY IN FURNISHING SUCH EXHIBITS.**
- VII. ANNUAL AUDITED FINANCIAL STATEMENTS FOR THE PERIOD ENDED December 31, 2019 (Please see attached Annex "C")**

04 March 2020

**Securities & Exchange Commission**  
Secretariat Building, PICC Complex  
Roxas Blvd, Metro Manila

**Philippine Stock Exchange**  
Disclosure Department  
6/F PSE Tower, 28<sup>th</sup> Street Cor. 5<sup>th</sup> Avenue  
BGC, Taguig City, Metro Manila

**Philippine Dealing & Exchange Corporation**  
37<sup>th</sup> Floor, Tower 1, The Enterprise Center  
6766 Ayala Ave. corner Paseo de Roxas  
Makati, 1226 Metro Manila, Philippines

**Attention: Hon. Vicente Graciano P. Felizmenio, Jr.**  
Director, Market and Securities Regulation Department  
Securities & Exchange Commission

**Ms. Janet Encarnacion**  
Head - Disclosure Department  
Philippine Stock Exchange


**Atty. Marie Rose M. Magallen-Lirio**  
Head - Issuer Compliance and Disclosure Department (ICDD)

*Gentlemen and Madam:*

We would like to submit our recently concluded Annual Audited Financial Statement (AAFS) for period ended 31 December 2019 complete with its attachments as will be attached to our Definitive Information Statement (SEC Form 20-IS) and distributed to our shareholders.

Thank you and warm regards.

Very truly yours,



**Atty. Socorro Ermac Cabreros**  
Corporate Secretary

**STATEMENT OF MANAGEMENT'S RESPONSIBILITY  
FOR FINANCIAL STATEMENTS**


The management of P-H-O-E-N-I-X Petroleum Philippines, Inc. and Subsidiaries (the Group) is responsible for the preparation and fair presentation of the consolidated financial statements, including the schedules attached therein, for the years ended December 31, 2019 and 2018, in accordance with the prescribed financial reporting framework indicated therein, and for such internal control as management determines is necessary to enable the preparation of financial statements that are free from material misstatement, whether due to fraud or error.

In preparing the financial statements, management is responsible for assessing the Group's ability to continue as a going concern, disclosing, as applicable, matters related to going concern and using the going concern basis of accounting unless management either intends to liquidate the Group or to cease operations, or has no realistic alternative to do so.


The Board of Directors is responsible for overseeing the Group's financial reporting process.

The Board of Directors reviews and approves the financial statements, including the schedules attached therein, and submits the same to the stockholders.


Punongbayan & Araullo, the independent auditors appointed by the stockholders, has audited the financial statements of the Group in accordance with Philippine Standards on Auditing, and in their report to the stockholders, have expressed their opinion on the fairness of presentation upon completion of such audit.



Domingo T. Uy  
Chairman of the Board



Dennis A. Uy  
Chief Executive Officer



Ma. Concepcion De Claro  
Chief Financial Officer

Signed this 28<sup>th</sup> day of February 2020



REPUBLIC OF THE PHILIPPINES)  
City of Davao ) S.S.

**SUBSCRIBED AND SWORN** to before me on **February 28, 2020** in Davao City, Philippines. Affiants have confirmed their identities by presenting competent evidence of identity, viz:

Name	Competent Evidence of Identity
Domingo T. Uy	TIN 140-162-193
Dennis A. Uy	TIN 172-020-135
Ma. Concepcion F. De Claro	TIN 120-135-353

and that they further attest that the same are true and correct.

Doc. No. 392;  
Page No. 80;  
Book No. 101;  
Series of 2020.



**ATTY. KENNETH L. DABI**  
Notary Public for Davao City  
Expires on December 31, 2020  
Serial No. 2019-010-2020  
PTR No. 3544003 • 12-16-2019 • D.C.  
IBP No. 100366 • 01-10-2020 • D.C.  
Roll of Attorneys No. 47866  
Km. 7, Lanang, Davao City

# COVER SHEET

for

## AUDITED FINANCIAL STATEMENTS



SEC Registration Number

A 2 0 0 2 0 7 2 8 3

### COMPANY NAME

P - H - O - E - N - I - X P E T R O L E U M  
P H I L I P P I N E S , I N C . A N D  
S U B S I D I A R I E S

### PRINCIPAL OFFICE (No. / Street / Barangay / City / Town / Province)

S T E L L A H I Z O N R E Y E S R O A D ,  
B O . P A M P A N G A , D A V A O C I T Y

Form Type

A A F S

Department requiring the report

S E C

Secondary License Type, if Applicable

N / A

### COMPANY INFORMATION

Company's email Address

Company's Telephone Number

(082) 235-888

Mobile Number

No. of Stockholders

62

Annual Meeting (Month / Day)

Any day in March

Fiscal Year (Month / Day)

12/31

### CONTACT PERSON INFORMATION

The designated contact person **MUST** be an Officer of the Corporation

Name of Contact Person

MA. CONCEPCION F. DE CLARO

Email Address

concepcion.declaro  
@phoenixfuels.ph

Telephone Number/s

(082) 235-8888

Mobile Number

### CONTACT PERSON'S ADDRESS

Stella Hizon Reyes Road, Bo. Pampanga, Davao City

**NOTE 1:** In case of death, resignation or cessation of office of the officer designated as contact person, such incident shall be reported to the Commission within thirty (30) calendar days from the occurrence thereof with information and complete contact details of the new contact person designated.

**2:** All Boxes must be properly and completely filled-up. Failure to do so shall cause the delay in updating the corporation's records with the Commission and/or non-receipt of Notice of Deficiencies. Further, non-receipt of Notice of Deficiencies shall not excuse the corporation from liability for its deficiencies.



**P&A**  
**Grant Thornton**

An instinct for growth™

**FOR SEC FILING**



Consolidated Financial Statements and  
Independent Auditors' Report

**P-H-O-E-N-I-X Petroleum Philippines, Inc.  
and Subsidiaries**

December 31, 2019, 2018 and 2017





**P&A**  
**Grant Thornton**

An instinct for growth™

---

**Punongbayan & Araullo**

20th Floor, Tower 1  
The Enterprise Center  
6766 Ayala Avenue  
1200 Makati City  
Philippines

T +63 2 988 2288

## **Report of Independent Auditors**

**The Board of Directors and Stockholders**  
**P-H-O-E-N-I-X Petroleum Philippines, Inc. and Subsidiaries**  
Stella Hizon Reyes Road  
Barrio Pampanga, Davao City

### ***Opinion***

We have audited the consolidated financial statements of P-H-O-E-N-I-X Petroleum Philippines, Inc. and subsidiaries (the Group), which comprise the consolidated statements of financial position as at December 31, 2019 and 2018, and the consolidated statements of comprehensive income, consolidated statements of changes in equity and consolidated statements of cash flows for the three years in the period ended December 31, 2019, and notes to consolidated financial statements, including a summary of significant accounting policies.

In our opinion, the accompanying consolidated financial statements present fairly, in all material respects, the consolidated financial position of the Group as at December 31, 2019 and 2018, and its consolidated financial performance and its consolidated cash flows for each of the three years in the period ended December 31, 2019 in accordance with Philippine Financial Reporting Standards (PFRS).

### ***Basis for Opinion***

We conducted our audits in accordance with Philippine Standards on Auditing (PSA). Our responsibilities under those standards are further described in the *Auditors' Responsibilities for the Audit of the Consolidated Financial Statements* section of our report. We are independent of the Group in accordance with the Code of Ethics for Professional Accountants in the Philippines (Code of Ethics) together with the ethical requirements that are relevant to our audits of the consolidated financial statements in the Philippines, and we have fulfilled our other ethical responsibilities in accordance with these requirements and the Code of Ethics. We believe that the audit evidence we have obtained is sufficient and appropriate to provide a basis for our opinion.

---

**Certified Public Accountants**

Punongbayan & Araullo (P&A) is the Philippine member firm of Grant Thornton International Ltd

Offices in Cavite, Cebu, Davao  
BOA/PRC Cert of Reg. No. 0002  
SEC Accreditation No. 0002-FR-5

---

[grantthornton.com.ph](http://grantthornton.com.ph)





### **Key Audit Matters**

Key audit matters are those matters that, in our professional judgment, were of most significance in our audit of the consolidated financial statements of the current period. These matters were addressed in the context of our audit of the consolidated financial statements as a whole, and in forming our opinion thereon, and we do not provide a separate opinion on these matters.

#### **(a) Revenue Recognition**

##### *Description of the Matter*

The Group's revenue is primarily generated from the sale of goods [fuels, liquefied petroleum gas (LPG), lubricants and other petroleum products], which is recognized as the goods are delivered. The Group's total revenue for the year ended December 31, 2019 amounted to P97,823.1 million, of which, P96,501.7 million or 98.6% pertains to sale of goods.

The Group focuses on revenue as a key performance measure, which could create an incentive for management to overstate revenues, particularly from sale of goods. In our view, revenue recognition is a key audit matter due to its significance to profit and high volume of revenue transactions. Relative to this, we consider that there is a higher risk associated with revenue occurrence and appropriate recognition of sales in the correct accounting period.

The Group's revenue recognition policy and disaggregation of revenues are disclosed in Notes 2 and 23, respectively, to the consolidated financial statements.

##### *How the Matter was Addressed in the Audit*

Our audit procedures to address the risk of material misstatement relating to revenue recognition included, among others, the following:

- Updating our understanding of the Group's revenue recognition policy and procedures;
- Assessing the design effectiveness and testing the operating effectiveness of internal controls related to revenue recognition process;
- Reviewing the existing contracts with customers and evaluating the appropriateness of the Group's revenue recognition policies and application in accordance with PFRS 15, *Revenue from Contracts with Customers*;
- Performing sales cut-off procedures immediately before and after the year-end by testing the sales invoices to evidence of delivery to ensure that revenue was recognized in the correct period;
- Confirming trade receivables, on a sample basis, as of the end of the reporting period.
- Performing detailed transaction testing by agreeing sample revenue items to supporting documents, including sales invoices, contracts and third party correspondence; and,
- Performing substantive analytical review procedures over revenues such as, but not limited to, yearly and monthly analyses of revenues, verifying validity of the underlying data used in the analyses, and following up variances from our expectations.

***(b) Existence and Measurement of Inventories***

*Description of the Matter*

As of December 31, 2019, the Group held P11,679.6 million of inventories, which is 13.4% of the total assets of the Group. Given the size of the inventory balance relative to the total assets of the Group, and the estimates and judgments involved in this account, the measurement of inventory required our significant audit attention. As disclosed in Note 2, inventories are held at the lower of cost and net realizable value using the moving average method. As of year-end, the measurement of inventory is reviewed by the management and the cost of inventory is reduced where inventory is forecast to be sold below cost. The breakdown of inventory as of December 31, 2019 is disclosed in Note 8 to the consolidated financial statements.

*How the Matter was Addressed in the Audit*

Our audit procedures to address the risk of material misstatement relating to existence and measurement of inventories included, among others, the following:

- Assessing the design effectiveness and testing the operating effectiveness of internal controls related to measurement of inventory;
- Observing inventory counts and performing test of quantities;
- Performing test of purchases and test on the moving average cost calculation; and,
- Testing the net realizable values of sample inventory items to recent selling prices.

***(c) Business Combination***

*Description of the Matter*

As disclosed in Note 1 to the consolidated financial statements, in 2019, the Group completed the acquisition of Phoenix Gas Vietnam Limited Liability Company (PGV LLC), formerly known as Origin LPG (Vietnam) Limited Liability Company for a total consideration of P682.8 million. The Group has determined this business combination as acquisition of business for which the purchase price is to be allocated between the identifiable assets and liabilities at their respective fair values.

The management has determined Goodwill amounting to P213.6 million for the acquisition of PGV LLC. The accounting for this business acquisition is complex due to the significant judgments and estimates that are required to determine the values of the consideration transferred and the identification and measurement of the fair value of the assets acquired and liabilities assumed. We, therefore, consider the business acquisition to be a key audit matter due to the significance of the amount involved and the complexity of the accounting requirements.

The Group's disclosure on policies on business combinations is presented in Note 2 to the consolidated financial statements.





*How the Matter was Addressed in the Audit*

Our audit procedures to address the risk of material misstatement relating to business combinations included, among others, the following:

- Reviewing the executed share purchase agreement;
- Involving our own valuation specialist to assist in evaluating the appropriateness of the valuation methods and relevant assumptions used;
- Examining supporting document of the cash consideration given;
- Reviewing the appropriateness and reasonableness of valuations prepared by independent appraisers on certain properties; in addition, assessing the competencies, objectivity and capabilities of the appraisers;
- Testing the reasonableness of the fair values of the assets acquired and liabilities assumed as at the acquisition date;
- Recalculating the difference between the net assets acquired and considerations given; and,
- Evaluating the adequacy of the financial statement disclosures, including disclosures of key assumptions and judgments.

**(d) Impairment of Goodwill**

*Description of the Matter*

The Group has recognized goodwill amounting to P4,632.4 million as of December 31, 2019. Under Philippine Accounting Standard 36, *Impairment of Assets*, the Group is required to annually test the amount of its goodwill for impairment. The annual impairment testing of goodwill is considered to be a key audit matter due to the complexity of management process in assessing the recoverability of goodwill. In addition, the assumptions used in determining the cash-generating units (CGUs) where the goodwill is allocated and estimating the recoverable amount involves significant judgment. The recoverable amount of the CGUs has been computed using discounted cash flows method. This valuation method uses several key assumptions, including estimated of future sales volume and prices, operating costs, terminal value, growth rates and discount rate.

The Group's disclosures about Goodwill and the policy are included in Notes 15 and 2, respectively.

*How the Matter was Addressed in the Audit*

Our audit procedures to address the risk of material misstatement relating to goodwill included, among others, the following:

- Involving our own valuation specialist to assist in evaluating the appropriateness of assumptions used in estimating the recoverable amount of CGUs;
- Evaluating the appropriateness of assumptions and methodologies used by the management, in particular, those relating to the estimated of future sales volume and prices, and operating costs as well as the discount rate used; and,
- Evaluating the adequacy of the financial statement disclosures, including disclosures of key assumptions and judgments.

**(e) Adoption of Philippine Financial Reporting Standard (PFRS) 16, Leases**

*Description of the Matter*

Effective January 1, 2019, the Group adopted PFRS 16, which replaced PAS 17, *Leases*, and its related interpretations. The adoption of this new standard, which primarily affected the Group's accounting for leases as a lessee by recognizing "right-of-use" assets and lease liabilities "on-balance sheet", is considered significant due to the complexities of the accounting requirements and the significant judgments required in determining assumptions to be used in applying the standard.

Further, the recognition of right-of-use assets and lease liabilities, which are particularly covered by the provisions of PFRS 16, amounted to P1,142.7 million and P1,250.2 million, respectively as at December 31, 2019 is considered significant in amount relative to the Group's total assets and total liabilities.

The impact of the adoption of PFRS 16, and the related changes in accounting policies and bases of judgments and estimates, are disclosed in Notes 2 and 3 to the consolidated financial statements, while the carrying amounts of right-of-use assets and lease liabilities as of December 31, 2019, including the new disclosure requirements of PFRS 16, are disclosed in Note 12 to the consolidated financial statements.

*How the Matter was Addressed in the Audit*

Our audit procedures to address the risk of material misstatement relating to the adoption of PFRS 16 included, among others, the following:

- Understanding the policies and procedures applied by the Group in identifying leases that qualify under PFRS 16, and leases that qualify under the recognition exemptions on short-term leases and low-value leases, as well as compliance therewith;
- Assessing the completeness of the lease contracts and verifying the accuracy of the lease information provided, considering the reconciliation of the Group's operating lease commitments;
- Evaluating the appropriateness of adjustments as a result of the adoption of PFRS 16 on the recognition and measurement of right-of-use assets and lease liabilities and determining the adequacy of related financial statement disclosures, including changes in accounting policies and bases of judgments and estimates; and,
- Evaluating the reasonableness of the inputs and assumptions used by the management in determining the lease term and incremental borrowing rate used, such as but not limited to, renewal and termination options, contractual terms of the lease, nature and quality of security, if any, and the economic environment in which the transaction occurs.



### **Other Information**

Management is responsible for the other information. The other information comprises the information included in the Group's Securities and Exchange Commission (SEC) Form 20-IS (Definitive Information Statement), SEC Form 17-A and Annual Report, which are expected to be made available to us after the date of the auditors' report, for the year ended December 31, 2019, but does not include the consolidated financial statements and our auditors' report thereon.

Our opinion on the consolidated financial statements does not cover the other information and we will not express any form of assurance conclusion thereon.

In connection with our audits of the consolidated financial statements, our responsibility is to read the other information identified above when it becomes available and, in doing so, consider whether the other information is materially inconsistent with the consolidated financial statements or our knowledge obtained in the audits, or otherwise appears to be materially misstated.

If, based on the work performed on the other information that we obtained prior to the date of this auditors' report, we conclude that there is a material misstatement of this other information, we are required to report that fact. We have nothing to report in this regard.

### **Responsibilities of Management and Those Charged with Governance for the Consolidated Financial Statements**

Management is responsible for the preparation and fair presentation of the consolidated financial statements in accordance with PFRS, and for such internal control as management determines is necessary to enable the preparation of consolidated financial statements that are free from material misstatement, whether due to fraud or error.

In preparing the consolidated financial statements, management is responsible for assessing the Group's ability to continue as a going concern, disclosing, as applicable, matters related to going concern and using the going concern basis of accounting unless management either intends to liquidate the Group or to cease operations, or has no realistic alternative but to do so.

Those charged with governance are responsible for overseeing the Group's financial reporting process.

### **Auditors' Responsibilities for the Audit of the Consolidated Financial Statements**

Our objectives are to obtain reasonable assurance about whether the consolidated financial statements as a whole are free from material misstatement, whether due to fraud or error, and to issue an auditors' report that includes our opinion. Reasonable assurance is a high level of assurance, but is not a guarantee that an audit conducted in accordance with PSA will always detect a material misstatement when it exists. Misstatements can arise from fraud or error and are considered material if, individually or in the aggregate, they could reasonably be expected to influence the economic decisions of users taken on the basis of these consolidated financial statements.





As part of an audit in accordance with PSA, we exercise professional judgment and maintain professional skepticism throughout the audit. We also:

- Identify and assess the risks of material misstatement of the consolidated financial statements, whether due to fraud or error, design and perform audit procedures responsive to those risks, and obtain audit evidence that is sufficient and appropriate to provide a basis for our opinion. The risk of not detecting a material misstatement resulting from fraud is higher than for one resulting from error, as fraud may involve collusion, forgery, intentional omissions, misrepresentations, or the override of internal control.
- Obtain an understanding of internal control relevant to the audit in order to design audit procedures that are appropriate in the circumstances, but not for the purpose of expressing an opinion on the effectiveness of the Group's internal control.
- Evaluate the appropriateness of accounting policies used and the reasonableness of accounting estimates and related disclosures made by management.
- Conclude on the appropriateness of management's use of the going concern basis of accounting and, based on the audit evidence obtained, whether a material uncertainty exists related to events or conditions that may cast significant doubt on the Group's ability to continue as a going concern. If we conclude that a material uncertainty exists, we are required to draw attention in our auditors' report to the related disclosures in the consolidated financial statements or, if such disclosures are inadequate, to modify our opinion. Our conclusions are based on the audit evidence obtained up to the date of our auditors' report. However, future events or conditions may cause the Group to cease to continue as a going concern.
- Evaluate the overall presentation, structure and content of the consolidated financial statements, including the disclosures, and whether the consolidated financial statements represent the underlying transactions and events in a manner that achieves fair presentation.
- Obtain sufficient appropriate audit evidence regarding the financial information of the entities or business activities within the Group to express an opinion on the consolidated financial statements. We are responsible for the direction, supervision and performance of the group audit. We remain solely responsible for our audit opinion.

We communicate with those charged with governance regarding, among other matters, the planned scope and timing of the audit and significant audit findings, including any significant deficiencies in internal control that we identify during our audit.

We also provide those charged with governance with a statement that we have complied with relevant ethical requirements regarding independence, and to communicate with them all relationships and other matters that may reasonably be thought to bear on our independence, and where applicable, related safeguards.

From the matters communicated with those charged with governance, we determine those matters that were of most significance in the audit of the consolidated financial statements of the current period and are therefore the key audit matters. We describe these matters in our auditors' report unless law or regulation precludes public disclosure about the matter or when, extremely rare circumstances, we determine that a matter should not be communicated in our report because the adverse consequences of doing so would reasonably be expected to outweigh the public interest benefits of such communication.



The engagement partner on the audits resulting in this independent auditors' report is Ramilito L. Nañola.

**PUNONGBAYAN & ARAULLO**

By: **Ramilito L. Nañola**  
Partner

CPA Reg. No. 0090741

TIN 109-228-427

PTR No. 8116551, January 2, 2020, Makati City

SEC Group A Accreditation

Partner - No. 0395-AR-4 (until Sept. 16, 2022)

Firm - No. 0002-FR-5 (until Mar. 26, 2021)

BIR AN 08-002511-19-2018 (until Jan. 25, 2021)

Firm's BOA/PRC Cert. of Reg. No. 0002 (until Jul. 24, 2021)

February 28, 2020

**P-H-O-E-N-I-X PETROLEUM PHILIPPINES, INC. AND SUBSIDIARIES**  
**CONSOLIDATED STATEMENTS OF FINANCIAL POSITION**  
**DECEMBER 31, 2019 AND 2018**  
**(Amounts in Philippine Pesos)**

	Notes	2019	2018 (As Restated - see Note 2)
<b><u>A S S E T S</u></b>			
<b>CURRENT ASSETS</b>			
Cash and cash equivalents	6	P 9,810,770,115	P 7,889,708,807
Trade and other receivables - net	7	15,973,133,966	15,030,714,704
Inventories	8	11,679,616,905	11,135,494,286
Due from related parties - net	29	1,986,811	937,904,172
Restricted deposits	9	54,462,326	52,719,265
Input value-added tax - net		2,905,878,621	1,517,537,410
Prepayments and other current assets	10	1,931,536,398	695,698,779
Total Current Assets		<u>42,357,385,142</u>	<u>37,259,777,423</u>
<b>NON-CURRENT ASSETS</b>			
Property, plant and equipment - net	11	27,378,864,900	18,715,994,505
Right-of-use assets - net	12	1,142,726,144	-
Investment properties	16	1,908,972,835	1,739,021,205
Intangible assets - net	13	310,277,916	328,054,350
Investments in joint ventures	14	1,432,709,636	455,436,370
Goodwill - net	15	4,632,397,418	4,418,842,831
Deferred tax assets - net	28	155,781,031	147,484,516
Other non-current assets	17	7,638,262,244	1,595,667,530
Total Non-current Assets		<u>44,599,992,124</u>	<u>27,400,501,307</u>
<b>TOTAL ASSETS</b>		<u><b>P 86,957,377,266</b></u>	<u><b>P 64,660,278,730</b></u>
<b><u>LIABILITIES AND EQUITY</u></b>			
<b>CURRENT LIABILITIES</b>			
Interest-bearing loans and borrowings	18	P 38,143,058,891	P 26,309,487,284
Trade and other payables	20	11,841,661,093	7,434,839,252
Derivative financial liabilities	21	311,019,650	-
Lease liabilities	12	153,360,799	-
Income tax payable		49,872,393	99,380,682
Total Current Liabilities		<u>50,498,972,826</u>	<u>33,843,707,218</u>
<b>NON-CURRENT LIABILITIES</b>			
Interest-bearing loans and borrowings	18	11,753,129,172	13,590,520,166
Lease liabilities	12	1,096,852,276	-
Deferred tax liabilities - net	28	748,398,599	631,776,224
Other non-current liabilities	22	937,269,144	620,602,265
Total Non-current Liabilities		<u>14,535,649,191</u>	<u>14,842,898,655</u>
Total Liabilities		<u><b>65,034,622,017</b></u>	<u><b>48,686,605,873</b></u>
<b>EQUITY</b>			
Equity attributable to parent company	30		
Capital stock		1,119,904,232	1,112,004,232
Additional paid-in capital		12,042,788,045	7,233,692,486
Revaluation reserves		806,868,975	852,438,822
Retained earnings		7,876,463,627	6,812,482,236
		<u>21,846,024,879</u>	<u>16,010,617,776</u>
Non-controlling interests		76,730,370	( 36,944,919 )
Total Equity		<u><b>21,922,755,249</b></u>	<u><b>15,973,672,857</b></u>
<b>TOTAL LIABILITIES AND EQUITY</b>		<u><b>P 86,957,377,266</b></u>	<u><b>P 64,660,278,730</b></u>

See Notes to Consolidated Financial Statements.



**P-H-O-E-N-I-X PETROLEUM PHILIPPINES, INC. AND SUBSIDIARIES**  
**CONSOLIDATED STATEMENTS OF COMPREHENSIVE INCOME**  
**FOR THE YEARS ENDED DECEMBER 31, 2019, 2018 AND 2017**  
**(Amounts in Philippine Pesos)**

	Notes	2019	2018	2017
<b>REVENUES</b>				
Sale of goods	23	P 96,501,653,189	P 87,672,722,663	P 44,148,952,252
Fuel service and other revenues	23, 33	1,205,744,987	824,182,312	301,402,792
Rent income	16, 33	115,711,069	113,863,129	92,626,832
		<u>97,823,109,245</u>	<u>88,610,768,104</u>	<u>44,542,981,876</u>
<b>COST AND EXPENSES</b>				
Cost of sales and services	23	86,811,287,081	78,838,964,820	38,345,104,529
Selling and administrative expenses	24	6,518,065,904	5,741,750,297	4,207,027,951
		<u>93,329,352,985</u>	<u>84,580,715,117</u>	<u>42,552,132,480</u>
<b>OTHER CHARGES (INCOME)</b>				
Finance costs	25	2,838,294,987	1,449,247,671	804,707,861
Finance income	25	( 86,595,790 )	( 73,374,342 )	( 56,313,476 )
Fair value gains on investment properties	16	( 71,569,675 )	( 624,941,000 )	-
Equity share in net income of joint ventures	14	( 16,510,018 )	( 7,342,245 )	-
Excess of fair value of net assets acquired over acquisition cost	1	-	-	( 650,182,327 )
Others - net	7	( 12,100,025 )	( 87,267,127 )	( 36,852,747 )
		<u>2,651,519,479</u>	<u>656,322,957</u>	<u>61,359,311</u>
<b>PROFIT BEFORE TAX</b>		<b>1,842,236,781</b>	<b>3,373,730,030</b>	<b>1,929,490,085</b>
<b>TAX EXPENSE</b>	28	<b>347,659,233</b>	<b>606,588,321</b>	<b>408,067,238</b>
<b>NET PROFIT</b>		<b>P 1,494,577,548</b>	<b>P 2,767,141,709</b>	<b>P 1,521,422,847</b>
<b>NET PROFIT ATTRIBUTABLE TO:</b>				
Parent company		P 1,537,339,096	P 2,776,255,552	P 1,521,422,847
Non-controlling interests		( 42,761,548 )	( 9,113,843 )	-
		<u>P 1,494,577,548</u>	<u>P 2,767,141,709</u>	<u>P 1,521,422,847</u>
<b>OTHER COMPREHENSIVE INCOME (LOSS)</b>				
<b>Item that will be reclassified subsequently to profit or loss</b>				
Translation adjustment related to a foreign subsidiary	2	( P 69,712,613 )	28,719,880	( P 3,791,486 )
<b>Items that will not be reclassified subsequently to profit or loss</b>				
Gain on revaluation of land	11	145,379,972	1,219,846,043	-
Remeasurements of post-employment defined benefit obligation	26	( 39,889,840 )	( 34,393,933 )	14,060,076
Tax expense	28	( 31,647,040 )	( 355,635,633 )	( 4,218,023 )
		<u>73,843,092</u>	<u>829,816,477</u>	<u>9,842,053</u>
<b>Other Comprehensive Income - net of tax</b>		<b>4,130,479</b>	<b>858,536,357</b>	<b>6,050,567</b>
<b>TOTAL COMPREHENSIVE INCOME</b>		<b>P 1,498,708,027</b>	<b>P 3,625,678,066</b>	<b>P 1,527,473,414</b>
<b>TOTAL COMPREHENSIVE INCOME ATTRIBUTABLE TO:</b>				
Parent company		P 1,541,454,672	P 3,634,791,909	P 1,527,473,414
Non-controlling interests		( 42,746,645 )	( 9,113,843 )	-
		<u>P 1,498,708,027</u>	<u>P 3,625,678,066</u>	<u>P 1,527,473,414</u>
<b>Basic Earnings per share</b>	31	<b>P 0.61</b>	<b>P 1.72</b>	<b>P 1.11</b>
<b>Diluted Earnings per share</b>	31	<b>P 0.61</b>	<b>P 1.72</b>	<b>P 1.10</b>

See Notes to Consolidated Financial Statements.

**P-H-O-E-N-I-X PETROLEUM PHILIPPINES, INC. AND SUBSIDIARIES**  
**CONSOLIDATED STATEMENTS OF CHANGES IN EQUITY**  
**FOR THE YEARS ENDED DECEMBER 31, 2019, 2018 AND 2017**  
*(Amounts in Philippine Pesos)*

Notes	Capital Stock					Additional Paid-in Capital	Revaluation Reserves	Other Reserves	Accumulated Translation Adjustment	Retained Earnings	Total Equity Attributable to the Shareholders of Parent Company	Non-controlling Interests	Total Equity
	Preferred Stock	Preferred Treasury Stock - At Cost	Common Stock	Common Treasury Stock - At Cost	Total								
Balance at January 1, 2019	P 32,000,000	(P 10,000,000)	P 1,434,304,232	(P 344,300,000)	P 1,112,004,232	P 7,233,692,486	P 827,510,428	(P 730,361,725)	P 24,928,394	P 7,542,843,961	P 16,010,617,776	(P 36,944,919)	P 15,973,672,857
As previously reported	-	-	-	-	-	-	24,928,394	-	-	-	-	-	-
Restatements	2	-	-	-	-	-	-	-	(24,928,394)	(730,361,725)	-	-	-
As restated	-	(10,000,000)	1,434,304,232	(344,300,000)	1,112,004,232	7,233,692,486	852,438,822	-	-	6,812,482,236	16,010,617,776	(36,944,919)	15,973,672,857
Cash dividends	30	-	-	-	-	-	-	-	-	(523,046,503)	(523,046,503)	-	(523,046,503)
Issuance of shares during the year	30	7,000,000	2,900,000	-	9,900,000	6,807,095,559	-	-	-	(8,852,437)	6,808,143,122	-	6,808,143,122
Redemption of shares during the year	30	(2,000,000)	-	-	(2,000,000)	(1,998,000,000)	-	-	-	-	(2,000,000,000)	-	(2,000,000,000)
Share-based compensation	26	-	-	-	-	-	-	-	-	8,855,812	8,855,812	-	8,855,812
Business combination	1	-	-	-	-	-	-	-	-	-	-	156,421,934	156,421,934
Transfer to retained earnings	30	-	-	-	-	-	(49,685,423)	-	-	49,685,423	-	-	-
Total comprehensive income for the year	-	-	-	-	-	-	4,115,576	-	-	1,537,339,096	1,541,454,672	(42,746,645)	1,498,708,027
Balance at December 31, 2019	P 37,000,000	(P 10,000,000)	P 1,437,204,232	(P 344,300,000)	P 1,119,904,232	P 12,042,788,045	P 806,868,975	P -	P -	P 7,876,463,627	P 21,846,024,879	P 76,730,370	P 21,922,755,249
Balance at January 1, 2018	P 30,000,000	(P 5,000,000)	P 1,431,538,232	P -	P 1,456,538,232	P 5,709,303,309	(P 2,306,049)	(P 730,361,725)	(P 3,791,486)	P 5,177,429,776	P 11,606,812,057	P -	P 11,606,812,057
As previously reported	-	-	-	-	-	-	(3,791,486)	730,361,725	3,791,486	(730,361,725)	-	-	-
Restatements	2	-	-	-	-	-	-	-	-	-	-	-	-
As restated	-	(5,000,000)	1,431,538,232	-	1,456,538,232	5,709,303,309	(6,097,535)	-	-	4,447,068,051	11,606,812,057	-	11,606,812,057
Cash dividends	30	-	-	-	-	-	-	-	-	(409,640,735)	(409,640,735)	-	(409,640,735)
Issuance of shares during the year	30	2,000,000	2,766,000	-	4,766,000	2,019,389,177	-	-	-	(8,444,298)	2,015,710,879	-	2,015,710,879
Acquisition of shares during the year	30	-	(5,000,000)	(344,300,000)	(349,300,000)	(495,000,000)	-	-	-	-	(844,300,000)	-	(844,300,000)
Share-based compensation	26	-	-	-	-	-	-	-	-	7,243,666	7,243,666	-	7,243,666
Business combination	1	-	-	-	-	-	-	-	-	-	-	(27,831,076)	(27,831,076)
Total comprehensive income for the year	-	-	-	-	-	-	858,536,357	-	-	2,776,255,552	3,634,791,909	(9,113,843)	3,625,678,066
Balance at December 31, 2018	P 32,000,000	(P 10,000,000)	P 1,434,304,232	(P 344,300,000)	P 1,112,004,232	P 7,233,692,486	P 852,438,822	P -	P -	P 6,812,482,236	P 16,010,617,776	(P 36,944,919)	P 15,973,672,857
Balance at January 1, 2017	P 30,000,000	(P 5,000,000)	P 1,428,777,232	(P 330,679,783)	P 1,123,097,449	P 5,320,816,182	(P 12,148,102)	(P 730,361,725)	P -	P 3,983,964,480	P 9,685,368,284	P -	P 9,685,368,284
As previously reported	-	-	-	-	-	-	-	730,361,725	-	(3,983,964,480)	-	-	-
Restatements	2	-	-	-	-	-	-	-	-	-	-	-	-
As restated	-	(5,000,000)	1,428,777,232	(330,679,783)	1,123,097,449	5,320,816,182	(12,148,102)	-	-	3,253,602,755	9,685,368,284	-	9,685,368,284
Sale of treasury shares	30	-	-	440,087,488	440,087,488	367,136,612	-	-	-	-	807,224,100	-	807,224,100
Cash dividends	30	-	-	-	-	-	-	-	-	(331,118,383)	(331,118,383)	-	(331,118,383)
Acquisition of shares during the year	30	-	-	(109,407,705)	(109,407,705)	-	-	-	-	-	(109,407,705)	-	(109,407,705)
Issuance of shares during the year	30	-	2,761,000	-	2,761,000	21,350,515	-	-	-	(8,429,034)	15,682,481	-	15,682,481
Share-based compensation	26	-	-	-	-	-	-	-	-	11,589,866	11,589,866	-	11,589,866
Total comprehensive income for the year	-	-	-	-	-	-	6,050,567	-	-	1,521,422,847	1,527,473,414	-	1,527,473,414
Balance at December 31, 2017	P 30,000,000	(P 5,000,000)	P 1,431,538,232	P -	P 1,456,538,232	P 5,709,303,309	(P 6,097,535)	P -	P -	P 4,447,068,051	P 11,606,812,057	P -	P 11,606,812,057

See Notes to Consolidated Financial Statements.

**P-H-O-E-N-I-X PETROLEUM PHILIPPINES, INC. AND SUBSIDIARIES**  
**CONSOLIDATED STATEMENTS OF CASH FLOWS**  
**FOR THE YEARS ENDED DECEMBER 31, 2019, 2018 AND 2017**  
(Amounts in Philippine Pesos)

	Notes	2019	2018	2017
<b>CASH FLOWS FROM OPERATING ACTIVITIES</b>				
Profit before tax	P	1,842,236,781	P 3,373,730,030	P 1,929,490,085
Adjustments for:				
Interest expense on bank loans and other borrowings	25	2,582,918,502	1,376,994,786	780,917,196
Depreciation and amortization	24	1,436,858,783	1,056,749,318	851,080,582
Fair value loss on financial liabilities at fair value through profit or loss	21	464,161,271	-	-
Interest expense from lease liabilities	25	80,990,270	-	-
Fair value gains on investment properties	16	( 71,569,675 )	( 624,941,000 )	-
Translation adjustment	2	( 69,712,613 )	28,719,880	( 3,791,486 )
Interest income	25	( 35,417,469 )	( 34,370,501 )	( 18,480,943 )
Unrealized foreign exchange currency loss (gain) - net		( 32,188,301 )	( 30,577,666 )	3,893,468
Impairment losses on trade and other receivables	24	29,938,952	68,465,111	50,335,399
Share in net income of indirectly-owned joint ventures	14	( 16,510,018 )	( 7,342,245 )	-
Employee share options	26	8,855,812	7,243,666	11,589,866
Loss (gain) on disposal of property, plant and equipment		5,238,151	( 1,006,348 )	9,165,790
Recovery of accounts written off	7	3,762,459	( 2,768,583 )	-
Provision for loss on lost cylinders	11	-	24,290,486	-
Excess of fair value of net assets acquired over acquisition cost	1	-	-	( 650,182,327 )
Gain on reversal of impairment losses on investment properties	16	-	-	( 40,785,503 )
Impairment losses on non-financial assets		-	-	92,823
Operating profit before working capital changes		6,229,562,905	5,235,186,934	2,923,324,950
Decrease (increase) in trade and other receivables	(	5,160,600,319	( 7,415,944,495 )	1,784,568,722
Decrease in inventories		24,578,136,862	26,812,185,929	11,723,876,386
Increase in restricted deposits		-	( 1,437,706 )	( 356,155 )
Decrease (increase) in input value-added tax - net	(	1,388,341,211	363,028,626	( 1,027,547,440 )
Increase in prepayments and other current assets	(	1,522,485,193	( 549,914,871 )	( 235,826,739 )
Increase in trade and other payables		4,293,563,280	3,555,861,541	101,084,787
Increase in other non-current liabilities		175,194,648	607,880,833	63,749,068
Cash generated from operations		27,205,030,973	28,606,846,791	15,332,873,579
Cash paid for income taxes	(	99,380,682	( 29,603,287 )	( 7,345,345 )
Net Cash From Operating Activities		27,105,650,291	28,577,243,504	15,325,528,234
<b>CASH FLOWS FROM INVESTING ACTIVITIES</b>				
Acquisitions of property, plant and equipment	11	( 8,257,359,794 )	( 4,517,753,320 )	( 3,176,343,510 )
Investments in joint ventures	14	( 960,763,248 )	( 448,094,125 )	-
Acquisition of subsidiaries	1	( 628,933,314 )	( 397,455,037 )	( 6,705,620,931 )
Decrease (increase) in other non-current assets	(	614,008,547	( 1,698,692,056 )	27,350,919
Proceeds from disposal of property, plant and equipment		78,850,768	22,618,656	14,531,586
Acquisitions of intangible assets	13	( 43,332,685 )	( 58,062,513 )	( 50,548,722 )
Acquisitions of investment properties	16	( 14,025,825 )	-	-
Collections from related parties	29	6,716,432	25,952,983	1,158,519,706
Advances to related parties	29	( 2,073,627 )	( 524,778,830 )	( 669,526,678 )
Interest received		24,007,195	29,022,512	15,769,301
Net Cash Used in Investing Activities	(	10,410,922,646	( 7,567,241,730 )	( 9,385,868,329 )
<b>CASH FLOWS FROM FINANCING ACTIVITIES</b>				
Repayments of interest-bearing loans and borrowings and lease liabilities	19	( 88,838,174,724 )	( 71,873,587,858 )	( 43,104,708,403 )
Proceeds from additional interest-bearing loans and borrowings	19	72,552,323,218	57,798,571,804	37,016,647,657
Proceeds from issuance of shares of stock	30	6,808,143,122	2,015,710,879	15,682,481
Interest paid	(	2,772,911,450	( 1,638,604,940 )	( 741,202,295 )
Redemption of shares of stock	30	( 2,000,000,000 )	-	-
Payments of cash dividends	30	( 523,046,503 )	( 409,640,735 )	( 331,118,383 )
Acquisition of treasury shares	30	-	( 844,300,000 )	( 109,407,705 )
Proceeds from sale of treasury shares	30	-	-	807,224,100
Net Cash Used in Financing Activities	(	14,773,666,337	( 14,951,850,850 )	( 6,446,882,548 )
<b>NET INCREASE (DECREASE) IN CASH AND CASH EQUIVALENTS</b>		1,921,061,308	6,058,150,924	( 507,222,643 )
<b>CASH AND CASH EQUIVALENTS AT BEGINNING OF YEAR</b>		7,889,708,807	1,831,557,883	2,338,780,526
<b>CASH AND CASH EQUIVALENTS AT END OF YEAR</b>	P	9,810,770,115	P 7,889,708,807	P 1,831,557,883

**Supplemental Information on Non-cash Investing and Financing Activities:**

- 1) In 2019, the Group recognized right-of-use assets and lease liabilities both amounting to P403.1 million (see Notes 12 and 19).
- 2) Interest payments amounting to P695.7 million, P261.6 million and P19.7 million in 2019, 2018 and 2017, respectively, were capitalized as part of the cost of property, plant and equipment (see Notes 11.1)
- 3) In 2018, the Parent Company acquired certain land from a related party amounting to P92.9 million, of which, P19.9 million remained unpaid as of December 31, 2018 (see Note 27).
- 4) Certain software development cost acquired in 2019 amounting to P1.0 million was transferred from property, plant and equipment to intangible assets in the same year (see Note 13).
- 5) On August 14, 2017, the Parent Company acquired the 100.00% shares of stocks of Duta, Inc. and Subsidiary for the amount of P394.2 million, of which P267.3 million advances of Duta, Inc.'s previous stockholder was novated in favor of the former.

See Notes to Consolidated Financial Statements.

**P-H-O-E-N-I-X PETROLEUM PHILIPPINES, INC. AND SUBSIDIARIES**  
**NOTES TO CONSOLIDATED FINANCIAL STATEMENTS**  
**DECEMBER 31, 2019 AND 2018**  
*(Amounts in Philippine Pesos)*

**1. GROUP INFORMATION**

***1.1 Incorporation and Operations***

P-H-O-E-N-I-X Petroleum Philippines, Inc. (the Parent Company) was incorporated in the Philippines on May 8, 2002 and is 41.88% owned by P-H-O-E-N-I-X Petroleum Holdings, Inc. (PPHI), a company organized in the Philippines.

The Parent Company made its initial public offering with the Philippine Stock Exchange (PSE) on July 11, 2007. The Parent Company is presently engaged in trading of petroleum products on wholesale and retail basis and operating of gas stations, oil depots, storage facilities and allied services. The registered office of the Parent Company, which is also its principal place of business, is located at Stella Hizon Reyes Road, Barrio Pampanga, Davao City.

PPHI was incorporated in the Philippines and was registered with the Philippine Securities and Exchange Commission (SEC) on May 31, 2006. PPHI's primary purpose is to provide management, investment and technical advice for commercial, industrial, manufacturing and other kinds of enterprises. PPHI's registered office is located at Stella Hizon Reyes Road, Barrio Pampanga, Davao City.

The ultimate parent is Udenna Corporation (UC), which is primarily organized to purchase, acquire, take over and manage all or any part of the rights, assets, business and property; undertake and assume the liabilities of any person, firm, association, partnership, syndicate or corporation; and to engage in the distribution, selling, importation, installation of pollution control devices, units and services, and all other pollution control related products and emission test servicing. The ultimate parent company's registered office is located at Stella Hizon Reyes Road, Barrio Pampanga, Davao City.

The Parent Company has a total of 655 operating retail service stations, and a total of 11 service stations under construction as of December 31, 2019.

## 1.2 Subsidiaries, Joint Ventures and their Operations

As of December 31, the Parent Company holds ownership interests in the following entities, which are all incorporated and domiciled in the Philippines or otherwise stated:

Subsidiaries/Joint Venture	Explanatory Notes	Percentage of Ownership	
		2019	2018
<b>Direct interest:</b>			
<u>Subsidiaries</u>			
P-F-L Petroleum Management, Inc. (PPMI)	(a)	100%	100.00%
P-H-O-E-N-I-X Global Mercantile, Inc. (PGMI)	(b)	100%	100.00%
Subic Petroleum Trading and Transport Phils., Inc. (SPTT)	(c)	100%	100.00%
PNX Petroleum Singapore Pte. Ltd. (PNX SG)	(d)	100%	100.00%
Phoenix LPG Philippines, Inc. (PLPI)	(e)	100%	100.00%
Duta, Inc.(Duta) <sup>4</sup>	(f)	100%	100.00%
Philippine FamilyMart CVS, Inc. (PFM)	(g)	100%	100.00%
PNX Energy International Holdings, Pte. Ltd. (PNX Energy)	(h)	100%	100.00%
Phoenix Pilipinas Gas and Power, Inc. <sup>1</sup>	(i)	100%	-
Action.Able, Inc.(AAI)	(j)	74.90%	74.90%
Think.Able Limited (TAL)	(k)	74.90%	74.90%
<u>Joint venture</u>			
Phoenix Asphalt Philippines, Inc. (PAPI) <sup>3</sup>	(l)	40.00%	40.00%
<b>Indirect interest:</b>			
Kaparangan, Inc. (Kaparangan) <sup>2, 4</sup>	(m)	100.00%	100.00%
PNX (Vietnam) Pte. Ltd. (PNX Vietnam) <sup>5</sup>	(n)	100.00%	100.00%
PT Phoenix Petroleum Indonesia (PNX Indonesia) <sup>7</sup>	(o)	100.00%	100.00%
Phoenix Gas (Vietnam) Limited Liability Company (PGV LLC) <sup>6</sup>	(p)	75.00%	-
Galaxi Petroleum Fuel, Inc. (Galaxi) <sup>8</sup>	(q)	51.00%	51.00%
Phoenix Southern Petroleum Corp. (PSPC) <sup>8</sup>	(r)	49.00%	51.00%
Top Concord Quality Petroleum Corp. (TCQPC) <sup>8</sup>	(s)	49.00%	-
CJI Fuels Corp. (CJI) <sup>8</sup>	(t)	49.00%	-
Firebird Evzon Fuels Corp. (FEFC) <sup>8</sup>	(u)	49.00%	-
Eastan Prime Development Corporation (EPDC) <sup>8</sup>	(v)	49.00%	-
Zae Falco Energy Corp. (ZFEC) <sup>8</sup>	(w)	49.00%	-

Notes:

1 Newly incorporated subsidiary

2 Wholly-owned subsidiary of Duta

3 Joint venture of Parent Company

4 Duta and Kaparangan, collectively known as Duta Group

5 Subsidiary of PNX Energy

6 Subsidiary of PNX Vietnam

7 Subsidiary of PGMI

8 Joint venture of PPMI

- (a) Incorporated on January 31, 2007 and is engaged in organizing, managing, administering, running and supervising the operations and marketing of various kinds of services-oriented companies such as petroleum service stations.
- (b) Incorporated on July 31, 2006 to engage in the manufacture, production and creation of all kinds of motor, and all other transportation lubricants, fluids and additives of all kinds and other petroleum products purposely for motor vehicles and other transportation. PGMI started commercial operations in 2007 and temporarily ceased its operation in 2008 but has resumed its business in October 2015 through selling of acid oil and coconut fatty acid distillates, both are by-products from manufacturing of coconut methyl ester (CME).
- (c) Incorporated on February 20, 2007 and is engaged in buying and selling, supply and distribution, importation and exportation, storage and delivery of all types of petroleum for industrial, marine, aviation and automotive use.
- (d) Incorporated on October 30, 2012 in Singapore and started operations in October 2017. It is the regional trading arm of the Group. It currently holds office in Singapore and is able to buy directly from the refineries in the region due to its bigger requirements. It also sells to other local and regional buyers.
- (e) Incorporated on June 20, 1995 to engage in the buying, selling, storing, distributing, and marketing at wholesale of all kinds of goods, including but not limited to liquefied petroleum gas (LPG) and other petroleum products.
- (f) Incorporated on November 9, 1994 to engage in the business of buying, investing, exchanging, selling securities of every kind and description and leasing of land.
- (g) Incorporated on November 29, 2012. PFM is engaged in the business of operating convenience stores (CVS) under the trademark "FamilyMart" either by direct operation and/or by franchise system in the Philippines and to conduct business activities related to and in support to the aforesaid CVS platforms including importation and export, advertisement and promotion, and in general, to exercise and perform any and all powers necessary, incidental, or convenient to the business.
- (h) Incorporated on October 29, 2018 in Singapore to engage in activities related to investment in downstream and upstream energy activities and businesses but has not yet started commercial operations as of December 31, 2019.
- (i) Incorporated on March 14, 2019 to engage in, conduct and carry on the business of selling, trading, on wholesale basis, natural gas and liquefied natural gas (LNG).
- (j) Incorporated on May 6, 2015 to engage in the business of selling, leasing or distributing electronic devices to distributors, merchants or retailers for the purpose of digital marketing and/or ecommerce and to engage in the business of providing an outline digital network for the purpose of digital marketing and/or e-commerce accessible through electronic devices.
- (k) Incorporated on May 5, 2014 and is a Hong Kong based company that handles the trademark of AAI.
- (l) Incorporated on March 23, 2018 and was established to import, store, manufacture, sell market, distribute bitumen, bitumen-related products and such other by-products of crude oil and such other petroleum products including the operation of terminals and depots.
- (m) Incorporated on January 21, 1994 to engage in the business of buying, investing, exchanging, selling securities of every kind and description and leasing land.
- (n) Incorporated on October 30, 2018 in Singapore to engage in activities related to investment in downstream and upstream energy activities and businesses and has not yet started its commercial operations as of December 31, 2019.
- (o) Incorporated on September 10, 2018 in Indonesia to serve as an avenue for the Parent Company to explore business opportunities in different parts of Indonesia. PNX Indonesia has not yet started its commercial operations as of December 31, 2019.

- (p) Formerly known as Origin LPG (Vietnam) Limited Liability Company, was incorporated and licensed to conduct business under the laws of Vietnam on August 6, 2008 to engage in wholesale of solid, liquid, gas fuels and other related products.
- (q) Incorporated on August 2, 2017 and is a joint venture with its previous owners. Galaxi owns and operates a number of petroleum service stations in different parts of the Philippines.
- (r) Incorporated on July 5, 2018 to operate petroleum service stations in areas within Southern Luzon under the Parent Company's name and brand.
- (s) Incorporated on July 15, 2019 to operate petroleum service stations in areas of Cotabato.
- (t) Incorporated on July 31, 2019 to operate petroleum service stations in areas of Iloilo.
- (u) Incorporated on August 28, 2019 to operate petroleum service stations in areas of South Luzon.
- (v) Incorporated on August 28, 2019 to operate petroleum service stations in areas of Metro Manila.
- (w) Incorporated on November 6, 2019 to operate petroleum service stations in Northern part and other areas of Luzon.

### 1.3 Other Corporate Information

The registered office and principal place of business of the existing subsidiaries and joint ventures, except those presented below, is located at Stella Hizon Reyes Road, Barrio Pampanga, Davao City.

SPTT	—	Room 203 Greenwoods Park, Central Business District, Subic Bay Freeport Zone, Zambales
PNX SG, PNX Energy and PNX Vietnam	—	350 Orchard Road, #17-05/06 Shaw House, Singapore
PLPI	—	Phoenix Petroleum Corporate Headquarters, Stella Hizon Reyes Road, Bo. Pampanga, Lanang, Davao City
Duta	—	15 <sup>th</sup> Floor, Citibank Tower, Valero St., Salcedo Village, Makati City
Kaparangan	—	15 <sup>th</sup> Floor, Citibank Tower, Valero St., Salcedo Village, Makati City
PFM	—	4 <sup>th</sup> Floor, Tara Building, No. 389 Sen. Gil Puyat Avenue, Makati City, Metro Manila
AAI	—	2 <sup>nd</sup> Floor, Crown Center, 158 Jupiter Street Corner N. Garcia Street, Bel-Air Village, Makati City
TAL	—	Room 1902, W Wilson House, 19-27 Wyndham Street, Central, Hong Kong
PAPI and PSPC	—	25 <sup>th</sup> Floor Fort Legend Tower, 3 <sup>rd</sup> Avenue Fort corner 31 <sup>st</sup> Street, Bonifacio Global City, Taguig City
PNX Indonesia	—	The Prominence Office Tower, 12 <sup>th</sup> Floor B, Jl. Jalur Sutera Barat No. 15, Alam Sutera, Indonesia
Galaxi	—	1846 FB Harrison Street Pasay City
PGV LLC	—	No. 456 Phan Xich Long Street, Ward 2, Phu Nhuan District, Ho Chi Minh City, Vietnam

#### 1.4 Business Combinations

- a) On February 21, 2019, the Group, through PNx Vietnam, a subsidiary of PNx Energy, acquired 51.00% and 24.00% interest in PGV LLC from Origin Energy Holdings PTY LTD and Cong Ty TNHH Cong Nghiep, respectively. The acquisition resulted in 75.00% equity ownership interest of the Group over PGV LLC and recognition of goodwill amounting to P213.6 million (see Note 15) for a total consideration of P682.8 million. The acquisition is part of the growth and expansion footprint of the Group not only in the Philippines but also within the region. The Group expects the acquisition to result in synergies in terms of network related to solid, liquid, gas fuels and other related products.

Goodwill amounting to P213.6 million is primarily related to growth expectations, expected future profitability and business synergies. Goodwill has been allocated to the trading segment and is not expected to be deductible for tax purposes.

- b) On January 11, 2018, the Parent Company has signed a deed of absolute sale and concluded the acquisition of the 100.00% equity ownership interest in PFM from its previous shareholders, namely: SIAL CVS Retailers, Inc., FamilyMart Co. Ltd. and ITOCHU Corporation, for P352.1 million. The objective of the acquisition is to broaden Group's portfolio of retail offers.

The goodwill recognized related to the acquisition amounting to P273.1 million is related to growth expectations and expected future profitability. Goodwill has been allocated to the trading segment and is not expected to be deductible for tax purposes.

- c) On May 25, 2018, the Parent Company entered into a deed of absolute sale of shares with Wildlemon, Inc. and Seawood Prime Limited for the acquisition of the voting rights for AAI and TAL, respectively (referred to as "AAI Group"). The Parent Company acquired 74.90% equity ownership interest in AAI Group for total consideration of P72.0 million.

AAI and TAL are the owners of Pos!ble.net, a two and a half year old digital payment-platform. The acquisition supports business operations of the Parent Company, aside from synergies on its retail network development, for its various fuel products as well as the business operations of PFM.

The acquisition has resulted to recognition of goodwill amounting to P155.0 million and is related to growth expectations and expected future profitability. Goodwill has been allocated to the trading segment and is not expected to be deductible for tax purposes.

- d) On August 14, 2017, the Parent Company finalized the purchase and sale agreements with PDB (Netherlands) B.V., an entity organized under the laws of Netherlands and is an investment holdings Company of PETRONAS Dagangan Berhad (a Malaysia-listed entity), for the acquisition of the 100.00% equity ownership interest in PLPI and Duta Group for P6,481.1 million and P394.2 million, respectively. The objective of the acquisition is to broaden Group's portfolio of retail offers and to expand the Group's business to include real estate.

The goodwill recognized related to the acquisition of PLPI amounting to P3,980.4 million is attributable to growth expectations, expected future profitability and business synergies. Goodwill has been allocated to the trading segment and is not expected to be deductible for tax purposes.

The excess of the fair value of the net assets of Duta Group over the acquisition cost amounting to P650.2 million is mainly attributable to the fair value gains on Investment property of Duta Group as of the date of acquisition, which is not taken into consideration upon negotiation of acquisition cost with PDB (Netherlands) B.V. This gain on bargain purchase of Duta Group arose as a result of PETRONAS Dagangan Berhad selling parts of its business as part of its restructuring and strategic plan based on its review of portfolio of businesses and geographies in which it operates.

- e) The Parent Company acquired 100.00% equity ownership interest in SPTT, PGMI and PPMI in 2011. These three business acquisitions prior to 2017 resulted in a total goodwill of P11.5 million as the total cash consideration paid amounting to P9.5 million exceeded the fair values of the acquired net identifiable assets. The acquisition supports business operations of the Parent Company which include synergies on its retail network development for various fuel products.

There were no contingent consideration arrangements for all of the above acquisitions. There were also no business combinations after December 31, 2019 but before the issuance of the consolidated financial statements.



Aggregate information of the entities acquired in 2019 and 2018 are as follows:

	Reference	Entities Acquired		
		2019	2018	
		PGV LLC 75.00%	PFM 100.00%	AAI Group 74.90%
Fair value of assets acquired and liabilities assumed				
Cash and cash equivalents	P	71,849,432	P 21,601,695	P 6,687,746
Trade and other receivables	(i)	102,525,465	22,534,222	1,482,807
Inventories		23,702,793	80,744,545	1,031,489
Prepayments and other current assets		20,507,347	158,786,825	4,518,678
Property, plant and equipment	(ii)	952,310,893	369,603,000	537,357
Intangible asset		-	21,476,320	-
Other non-current assets		169,579,990	46,832,213	640,304
Total assets		1,340,475,920	721,578,820	14,898,381
Trade and other payables		197,630,783	642,639,484	125,779,164
Short-term loans and borrowings		321,141,124	-	-
Deferred tax liabilities		110,446,823	-	-
Other non-current liabilities		85,569,455	-	-
Total liabilities		714,788,185	642,639,484	125,779,164
Total identifiable net assets (liabilities)		625,687,735	78,939,336	(110,880,783)
Fair value of cash consideration transferred		682,820,388	352,070,202	71,995,652
Share of non-controlling interests		156,421,934	-	(27,831,076)
		839,242,322	352,070,202	44,164,576
Goodwill	P	213,554,587	P 273,130,866	P 155,045,359
Excess of fair value of net assets acquired over cash consideration transferred		n/a	n/a	n/a
Cash consideration settled in cash	P	682,820,388	P 352,070,202	P 71,995,652
Cash and cash equivalents acquired		71,849,432	21,601,695	6,687,746
Less: Share of non-controlling interests		17,962,358	-	1,678,624
		53,887,074	21,601,695	5,009,122
Net Cash Flow of Acquisition	P	628,933,314	P 330,468,507	P 66,986,530
Acquisition costs charged to expenses	P	1,458,944	P 6,440,651	P 1,738,116
Pre-acquisition income	(iii)	(7,821,881)	-	1,628,790
Revenue contribution		1,472,189,346	1,307,944,277	34,957,821
Net profit (loss) contribution		(43,127,051)	(193,507,767)	(36,310,130)

- (i) The carrying amount of the acquired trade and other receivables is determined to be the reasonable approximation of fair value as these are only short-term and are expected to be collectible in whole.
- (ii) The property, plant and equipment of PGV LLC and PFM were appraised by an independent appraiser [see Note 3.2(i)]. The fair values of the said properties are determined by reference to market-based evidence, which are the amounts for which the assets could be exchanged between the knowledgeable willing buyer and a knowledgeable willing seller in an arm's length transactions as at the valuation date.
- (iii) The 2019, 2018 and 2017 consolidated statements of comprehensive income are presented net of the pre-acquisition income of the entities acquired.

### 1.5 Subsidiary with Material Non-controlling Interest

The Group includes one subsidiary, PGV LLC with material non-controlling interest (NCI) with details shown below.

Proportion of Ownership Interest and Voting Rights held NCI	25.00%
Loss allocated to NCI	P 12,891,901
Other comprehensive income allocated to NCI	14,903
Accumulated NCI	143,544,935

No dividends were paid to the NCI in 2019.

The summarized financial information of PGV LLC in 2019, before intragroup eliminations, is shown below.

Non-current assets	P 1,013,835,665
Current assets	<u>280,452,076</u>
Total assets	<u>P 1,294,287,741</u>
Non-current liabilities	P 236,807,047
Current liabilities	<u>483,300,954</u>
Total liabilities	<u>P 720,108,001</u>
Equity attributable to owners of the parent	<u>P 574,179,740</u>
Non-controlling interest	<u>P 143,544,935</u>
Revenue	<u>P 1,962,919,129</u>
Profit for the year attributable to owners of the parent	P 38,675,706
Profit for the year attributable to NCI	<u>12,891,902</u>
Profit for the year	<u>51,567,608</u>
Other comprehensive income for the year (all attributable to owners of the parent)	<u>44,709</u>
Total comprehensive income for the year attributable to owners of the parent	38,720,415
Total comprehensive income for the year attributable to NCI	<u>12,906,805</u>
Total comprehensive income for the year	<u>P 51,627,220</u>
Net cash from operating activities	P 201,456,397
Net cash used in investing activities	-
Net cash used in financing activities	<u>( 145,297,784 )</u>
Net cash outflow	<u>(P 56,158,613)</u>

### **1.6 Approval of Consolidated Financial Statements**

The consolidated financial statements of the Group as of and for the year ended December 31, 2019 (including the comparative consolidated financial statements as of December 31, 2018 and for the years ended December 31, 2018 and 2017) were authorized for issue by the Parent Company's Board of Directors (BOD) on February 28, 2020.

## 2. SUMMARY OF SIGNIFICANT ACCOUNTING POLICIES

The significant accounting policies that have been used in the preparation of these consolidated financial statements are summarized below and in the succeeding pages. These policies have been consistently applied to all the years presented, unless otherwise stated.

### 2.1 *Basis of Preparation of Consolidated Financial Statements*

#### (a) *Statement of Compliance with Philippine Financial Reporting Standards*

The consolidated financial statements of the Group have been prepared in accordance with Philippine Financial Reporting Standards (PFRS). PFRS are adopted by the Financial Reporting Standards Council (FRSC) from the pronouncements issued by the International Accounting Standards Board (IASB), and approved by the Philippine Board of Accountancy.

The consolidated financial statements have been prepared using the measurement bases specified by PFRS for each type of asset, liability, income and expense. The measurement bases are more fully described in the accounting policies that follow.

#### (b) *Presentation of Consolidated Financial Statements*

The consolidated financial statements are presented in accordance with Philippine Accounting Standard (PAS) 1, *Presentation of Financial Statements*. The Group presents all items of income and expenses in a single consolidated statement of comprehensive income.

The Group presents a third consolidated statement of financial position as at the beginning of the preceding period when it applies an accounting policy retrospectively, or makes a retrospective restatement or reclassification of items that has a material effect on the information in the consolidated statement of financial position at the beginning of the preceding period. The related notes to the third consolidated statement of financial position are not required to be disclosed.

Certain items under Equity in the 2018 consolidated statement of financial position were restated to conform to the presentation in the 2019 consolidated statement of financial position. Other reserves amounting to P730.4 million as of December 31, 2018, which pertain to the difference between the Parent Company's consideration received and disposed net assets of former subsidiaries that were already deconsolidated in 2016, was closed to Retained earnings. In addition, Accumulated translation adjustment amounting to P24.9 million as of December 31, 2018, which was previously presented as a separate item under Equity, was reclassified to Revaluation reserves (see Note 30.5). No third consolidated statement of financial position as of January 1, 2018 is presented as the restatement did not affect the amount of total equity presented.

#### (c) *Functional and Presentation Currency*

These consolidated financial statements are presented in Philippine pesos, the Group's functional and presentation currency (see Note 2.15), and all values represent absolute amounts except when otherwise indicated.

Items included in the consolidated financial statements of the Group are measured using its functional currency. Functional currency is the currency of the primary economic environment in which the Group operates.

## 2.2 Adoption of New and Amended PFRS

### (a) Effective in 2019 that are Relevant to the Group

The Group adopted for the first time the following PFRS, amendments, interpretations and annual improvements to PFRS, which are mandatorily effective for annual periods beginning on or after January 1, 2019:

PAS 19 (Amendments)	:	Employee Benefits – Plan Amendment, Curtailment or Settlement
PAS 28 (Amendments)	:	Investment in Associates and Joint Ventures – Long-term Interests in Associates and Joint Ventures
PFRS 9 (Amendments)	:	Financial Instruments – Prepayment Features with Negative Compensation
PFRS 16	:	Leases
International Financial Reporting Interpretations Committee (IFRIC) 23	:	Uncertainty over Income Tax Treatments
Annual Improvements to PFRS (2015-2017 Cycle)	:	
PAS 12 (Amendments)	:	Income Taxes – Tax Consequences of Dividends
PFRS 23 (Amendments)	:	Borrowing Costs – Eligibility for Capitalization
PFRS 3 and 11 (Amendments)	:	Business Combinations and Joint Arrangements – Remeasurement of Previously Held Interests in a Joint Operation

Discussed below are the relevant information about these amendments and improvements.

- (i) PAS 19 (Amendments), *Employee Benefits – Plan Amendment, Curtailment or Settlement*. The amendments clarify that past service cost and gain or loss on settlement is calculated by measuring the net defined benefit liability or asset using updated actuarial assumptions and comparing the benefits offered and plan assets before and after the plan amendment, curtailment or settlement but ignoring the effect of the asset ceiling that may arise when the defined benefit plan is in a surplus position. Further, the amendments now require that if an entity remeasures its net defined benefit liability or asset after a plan amendment, curtailment or settlement, it should also use updated actuarial assumptions to determine current service cost and net interest for the remainder of the annual reporting period after the change to the plan. The application of these amendments had no significant impact on the Group's consolidated financial statements.
- (ii) PAS 28 (Amendments), *Investment in Associates and Joint Ventures – Long-term Interest in Associates and Joint Ventures*. The amendments clarify that the scope exclusion in PFRS 9 applies only to ownership interests accounted for using the equity method. Thus, the amendments further clarify that long-term interests in an associate or joint venture – to which the equity method is not applied – must be accounted for under PFRS 9, which shall also include long-term interests that, in substance, form part of the entity's net investment in an associate or joint venture. The application of these amendments had no significant impact on the Group's consolidated financial statements.
- (iii) PFRS 9 (Amendments), *Financial Instruments – Prepayment Features with Negative Compensation*. The amendments clarify that prepayment features with negative compensation attached to financial assets may still qualify under the "solely payments of principal and interests" (SPPI) test. As such, the financial assets containing prepayment features with negative compensation may still be classified at amortized cost or at fair value through other comprehensive income (FVOCI). The application of these amendments had no significant impact on the Group's consolidated financial statements.

- (iv) PFRS 16, *Leases*. The new standard replaced PAS 17, *Leases*, and its related interpretation IFRIC 4, *Determining Whether an Arrangement Contains a Lease*, Standard Interpretations Committee (SIC) 15, *Operating Leases – Incentives* and SIC 27, *Evaluating the Substance of Transactions Involving the Legal Form of a Lease*. For lessees, it requires an entity to account for leases “on-balance sheet” by recognizing a “right-of-use” asset and lease liability arising from contract that is, or contains, a lease.

For lessors, the definitions of the type of lease (i.e., finance and operating leases) and the supporting indicators of a finance lease are substantially the same with the provisions under PAS 17. In addition, basic accounting mechanics are also similar but with some different or more explicit guidance related to variable payments, sub-leases, lease modifications, the treatment of initial direct costs and lessor disclosures.

The Group has adopted PFRS 16 using the modified retrospective approach as allowed under the transitional provisions of the standard, where right-of-use asset is measured at an amount equal to the lease liability, adjusted by prepayments or accrued lease payments.

The new accounting policies of the Group as a lessee are disclosed in Note 2.14(a), while the accounting policies of the Group as a lessor, as described in Note 2.14(b), were not significantly affected.

Discussed below are the relevant information arising from the Group's adoption of PFRS 16 and how the related accounts are measured and presented on the Group's consolidated financial statements as at January 1, 2019.

- a. The Group recognized lease liabilities in relation to leases which had previously been classified as operating leases under PAS 17. These liabilities were measured at the present value of the remaining lease payments, discounted using the Group's incremental borrowing rate as of January 1, 2019. The Group's weighted average incremental borrowing rate applied to the lease liabilities on January 1, 2019 was 7.48%.
- b. The Group has elected not to include initial direct costs in the measurement of right-of-use assets at the date of initial application. The Group also elected to measure the right-of-use assets at an amount equal to the lease liability adjusted for any prepaid and accrued lease payments, and estimated cost to restore the leased asset that existed as at January 1, 2019.
- c. For leases previously accounted for as operating leases with a remaining lease term of less than 12 months or has assessed by the management to discontinue in the succeeding year and for leases of low-value assets, the Group has applied the optional exemptions to not recognize right-of-use assets but to account for the lease expense on a straight-line basis over the remaining lease term.
- d. The Group has also used the following practical expedients, apart from those already mentioned above, as permitted by the standard:
  - i. application of a single discount rate to a portfolio of leases with reasonably similar characteristics;
  - ii. reliance on its historical assessments on whether leases are onerous as an alternative to performing an impairment review on right-of-use assets. As at January 1, 2019, the Group has no onerous contracts; and,
  - iii. use of hindsight in determining the lease term where the contract contains options to extend or terminate the lease.

The following table shows the effects of the adoption of PFRS 16 in the carrying amounts and presentation of certain accounts in the consolidated statement of financial position as at January 1, 2019.

	Note	Carrying Amount (PAS 17) December 31, 2018	Reclassification	Remeasurement	Carrying Amount (PFRS 16) January 1, 2019
<b>Assets:</b>					
Right-of-use assets – net	b	P -	(P 55,764,894)	P 973,167,940	P 917,403,046
<b>Liabilities:</b>					
Trade and other payables		7,434,839,252	( 55,764,894)	-	7,379,074,358
Lease liabilities	a	-	-	<u>973,167,940</u>	973,167,940
Impact on net assets			<u>P -</u>	<u>P -</u>	

A reconciliation of the opening lease liabilities recognized at January 1, 2019 and the total operating lease commitments determined under PAS 17 at December 31, 2018 is shown below.

	Notes	
Operating lease commitments, December 31, 2018 (PAS 17)	33.3	P 4,593,487,223
Recognition exemptions :		
Leases of low value assets	(c)	( 419,339)
Leases with remaining term of less than 12 months	(c)	( 206,558,474)
Reasonably certain termination options	(d)	( <u>2,728,855,733</u> )
Operating lease liabilities before discounting		1,657,653,677
Discount using incremental borrowing rate	(a)	( <u>684,485,737</u> )
Lease liabilities, January 1, 2019 (PFRS 16)		<u>P 973,167,940</u>

- (v) IFRIC 23, *Uncertainty over Income Tax Treatments*. This interpretation provides clarification on the determination of taxable profit, tax bases, unused tax losses, unused tax credits, and tax rates when there is uncertainty over income tax treatments. The core principle of the interpretation requires the Group to consider the probability of the tax treatment being accepted by the taxation authority. When it is probable that the tax treatment will be accepted, the determination of the taxable profit, tax bases, unused tax losses, unused tax credits, and tax rates shall be on the basis of the accepted tax treatment. Otherwise, the Group has to use the most likely amount or the expected value, depending on the surrounding circumstances, in determining the tax accounts identified immediately above. The application of this interpretation had no significant impact on the Group's consolidated financial statements.
- (vi) Annual Improvements to PFRS 2015-2017 Cycle. Among the improvements, the following amendments, which are effective from January 1, 2019, are relevant to the Group but did not have material impact on the Group's consolidated financial statements:
- PAS 12 (Amendments), *Income Taxes – Tax Consequences of Dividends*. The amendments clarify that an entity should recognize the income tax consequence of dividend payments in profit or loss, other comprehensive income or equity according to where the entity originally recognized the transactions that generated the distributable profits.

- PAS 23 (Amendments), *Borrowing Costs – Eligibility for Capitalization*. The amendments clarify that if any specific borrowing remains outstanding after the related qualifying asset is ready for its intended use or sale, such borrowing is treated as part of the entity's general borrowings when calculating the capitalization rate.
- PFRS 3 (Amendments), *Business Combinations* and PFRS 11 (Amendments), *Joint Arrangements – Remeasurement of Previously Held Interests in a Joint Operation*. The amendments to IFRS 3 clarify that when an entity obtains control of a business that is a joint operation, it remeasures previously held interests in that business. The amendments to IFRS 11 clarify that when an entity obtains joint control of a business that is a joint operation, the entity does not remeasure previously held interests in that business.

(b) *Effective Subsequent to 2019 but not Adopted Early*

There are new PFRS, interpretation, amendments and annual improvements to existing standards effective for annual periods subsequent to 2019, which are adopted by the FRSC. Management will adopt the following relevant pronouncements in accordance with their transitional provisions; and, unless otherwise stated, none of these are expected to have significant impact on the Group's consolidated financial statements:

- (i) PAS 1 (Amendments), *Presentation of Financial Statements* and PAS 8 (Amendments), *Accounting Policies, Changes in Accounting Estimates and Errors – Definition of Material* (effective from January 1, 2020). The amendments provide a clearer definition of 'material' in PAS 1 by including the concept of 'obscuring' material information with immaterial information as part of the new definition, and clarifying the assessment threshold (i.e., misstatement of information is material if it could reasonably be expected to influence decisions made by primary users, which consider the characteristic of those users as well as the entity's own circumstances). The definition of material in PAS 8 has been accordingly replaced by reference to the new definition in PAS 1. In addition, amendment has also been made in other Standards that contain definition of material or refer to the term 'material' to ensure consistency.
- (ii) Revised Conceptual Framework for Financial Reporting (effective from January 1, 2020). The revised conceptual framework will be used in standard-setting decisions with immediate effect. Key changes include: (a) increasing the prominence of stewardship in the objective of financial reporting, (b) reinstating prudence as a component of neutrality, (c) defining a reporting entity, which may be a legal entity, or a portion of an entity, (d) revising the definitions of an asset and a liability, (e) removing the probability threshold for recognition and adding guidance on derecognition, (f) adding guidance on different measurement basis, and, (g) stating that profit or loss is the primary performance indicator and that, in principle, income and expenses in other comprehensive income should be recycled where this enhances the relevance or faithful representation of the financial statements.

No changes will be made to any of the current accounting standards. However, entities that rely on the framework in determining their accounting policies for transactions, events or conditions that are not otherwise dealt with under the accounting standards will need to apply the revised framework from January 1, 2020. These entities will need to consider whether their accounting policies are still appropriate under the revised framework.

- (iii) PFRS 10 (Amendments), *Consolidated Financial Statements*, and PAS 28 (Amendments), *Investments in Associates and Joint Ventures – Sale or Contribution of Assets Between an Investor and its Associates or Joint Venture* (effective date deferred indefinitely). The amendments to PFRS 10 require full recognition in the investor's financial statements of gains or losses arising on the sale or contribution of assets that constitute a business as defined in PFRS 3, *Business Combinations*, between an investor and its associate or joint venture. Accordingly, the partial recognition of gains or losses (i.e., to the extent of the unrelated investor's interests in an associate or joint venture) only applies to those sale of contribution of assets that do not constitute a business. Corresponding amendments have been made to PAS 28 to reflect these changes. In addition, PAS 28 has been amended to clarify that when determining whether assets that are sold or contributed constitute a business, an entity shall consider whether the sale or contribution of those assets is part of multiple arrangements that should be accounted for as a single transaction.

### **2.3 Basis of Consolidation**

The Group's consolidated financial statements comprise the accounts of the Parent Company and its subsidiaries (see Note 1) after the elimination of intercompany transactions. All intercompany assets and liabilities, equity, income, expenses and cash flows relating to transactions between entities under the Group, are eliminated in full on consolidation. Unrealized profits and losses from intercompany transactions that are recognized in assets are also eliminated in full. Intercompany losses that indicate impairment are recognized in the consolidated financial statements.

The financial statements of subsidiaries are prepared for the same reporting period as the Parent Company, using consistent accounting principles.

The Parent Company accounts for its investments in subsidiaries, joint ventures and non-controlling interests as follows.

#### **(a) Investments in Subsidiaries**

Subsidiaries are entities (including structured entities) over which the Parent Company has control. Parent Company controls an entity when (i) it has power over the investee; (ii) it is exposed, or has rights to, variable returns from its involvement with the entity; and, (iii) has the ability to affect those returns through its power over the entity (see Note 2.12). The acquisition method is applied to account for acquired subsidiaries.

The Parent Company reassesses whether or not it controls an entity if facts and circumstances indicate that there are changes to one or more of the three elements of control indicated above. Accordingly, entities are deconsolidated from the date that control ceases.

#### **(b) Investments in Joint Ventures**

A joint venture pertains to a joint arrangement whereby the parties that have joint control of the arrangement have rights to the net assets of the arrangement. A joint venture entity pertains to whose economic activities are controlled jointly by the Group and by other venturers independent of the Group (joint venturers). Investment in a joint venture is accounted for under the equity method of accounting. Under this method, on initial recognition the investment in joint venture is recognized at cost, and the carrying amount is increased or decreased to recognize the investor's share in the profit or loss of the investee after the date of the acquisition. The Group's share of the investee's profit or loss is recognized as equity share in the net income of joint venture in the Group's profit or loss. Distributions received from an investee reduce the carrying amount of the investment. Adjustments to the carrying amount may also be necessary for a change in the investor's proportionate interest in the investee arising from changes in the investee's other comprehensive income.

The investments in joint ventures is subject to impairment testing (see Note 2.16). The management has assessed that no impairment loss is required to be recognized for its investments in joint ventures in 2019 and 2018.

#### **(c) Transactions with Non-controlling Interests**

The Group's transactions with non-controlling interests that do not result in loss of control are accounted for as equity transactions – that is, as transaction with the owners of the Group in their capacity as owners. The difference between the fair value of any consideration paid and the relevant share acquired of the carrying value of the net assets of the subsidiary is recognized in equity. Disposals of equity investments to non-controlling interests result in gains and losses for the Group that are also recognized in equity.



When the Group ceases to have control over a subsidiary, any retained interest in the entity is remeasured to its fair value at the date when control is lost, with the change in carrying amount recognized in profit or loss. The fair value is the initial carrying amount for the purposes of subsequently accounting for the retained interest as an associate, joint venture or financial asset. In addition, any amounts previously recognized in other comprehensive income in respect of that entity are accounted for as if the Group had directly disposed of the related assets or liabilities. This may mean that amounts previously recognized in other comprehensive income are reclassified to profit or loss.

The Parent Company holds interests in various subsidiaries and joint ventures as presented in Notes 1.2 and 14, respectively.

## **2.4 Financial Assets**

Financial assets are recognized when the Group becomes a party to the contractual terms of the financial instrument. For purposes of classifying financial assets, an instrument is considered as an equity instrument if it is non-derivative and meets the definition of equity for the issuer in accordance with the criteria of PAS 32, *Financial Instruments: Presentation*. All other non-derivative financial instruments are treated as debt instruments.

### **(a) Classification, Measurement and Reclassification of Financial Assets**

The classification and measurement of financial assets is driven by the entity's business model for managing the financial assets and the contractual cash flow characteristics of the financial assets. The financial assets are classified into the following categories: financial assets at amortized cost, financial assets at fair value through other comprehensive income and financial assets at fair value through profit or loss. Currently, the financial assets category relevant to the Group is financial assets at amortized cost.

Financial assets are measured at amortized cost if both of the following conditions are met:

- the asset is held within the Group's business model whose objective is to hold financial assets in order to collect contractual cash flows ("hold to collect"); and,
- the contractual terms of the instrument give rise, on specified dates, to cash flows that are solely payments of principal and interest on the principal amount outstanding.

Except for trade receivables that do not contain a significant financing component and are measured at the transaction price in accordance with PFRS 15, all financial assets meeting these criteria are measured initially at fair value plus transaction costs. These are subsequently measured at amortized cost using the effective interest method, less any impairment in value.

The Group's financial assets measured at amortized cost are presented in the consolidated statement of financial position as Cash and Cash Equivalents, Trade and Other Receivables (excluding advances to suppliers and advances subject to liquidation), Due from Related Parties, Restricted Deposits, and Refundable rental deposits (presented as part of Other Non-Current Assets in the consolidated statement of financial position).

For purposes of cash flows reporting and presentation, cash and cash equivalents comprise accounts with original maturities of three months or less, including cash. These generally include cash on hand, demand deposits and short-term, highly liquid investments readily convertible to known amounts of cash and which are subject to insignificant risk of changes in value.

Refundable rental deposits are initially recognized at fair value. Interest on the rental deposits arising from subsequent amortization is accounted for using the effective interest method and is presented as part of Finance Income under Other Charges (Income) in the consolidated statement of comprehensive income. The excess of the principal amount of the deposit over its present value is immediately recognized as deferred minimum lease payments (presented as part of Other Non-Current Assets in the consolidated statement of financial position). Meanwhile, rent expense arising from subsequent amortization of deferred minimum lease payments is accounted for using the straight-line method over the lease term and is presented as part of Rent under Selling and Administrative Expenses in the consolidated statement of comprehensive income.

Interest income is calculated by applying the effective interest rate to the gross carrying amount of the financial assets except for those that are subsequently identified as credit-impaired. For credit-impaired financial assets at amortized cost, the effective interest rate is applied to the net carrying amount of the financial assets (after deduction of the loss allowance). The interest earned is recognized in the consolidated statement of comprehensive income as part of Other Charges (Income).

*(b) Impairment of Financial Assets*

At the end of the reporting period, the Group assesses its ECL on a forward-looking basis associated with its financial assets carried at amortized cost. The Group considers a broader range of information in assessing credit risk and measuring expected credit losses, including past events, current conditions, reasonable and supportable forecasts that affect collectability of the future cash flows of the financial assets.

For trade and other receivables, and due from related parties, the Group recognizes lifetime ECL when there has been a significant increase in credit risk on a financial asset since initial recognition. Lifetime ECL represents the expected credit loss that will result from all possible default events over the expected life of a financial asset, irrespective of the timing of the default. However, if the credit risk on a financial asset has not increased significantly since initial recognition, the Group measures and provides for credit losses that are expected to result from default events that are possible within 12 months after the end of the reporting period.

The Group determines whether there has been a significant increase in credit risk for financial asset since initial recognition by comparing the risk of default occurring over the expected life of the financial asset between the reporting date and the date of the initial recognition. In making this assessment, the Group considers both quantitative and qualitative information that may indicate an actual or expected deterioration of the credit quality of the financial assets.

The key elements used in the calculation of ECL are as follows:

- *Probability of default* – It is an estimate of likelihood of default over a given time horizon.
- *Loss given default* – It is an estimate of loss arising in case where a default occurs at a given time. It is based on the difference between the contractual cash flows of a financial instrument due from a counterparty and those that the Group would expect to receive, including the realization of any collateral.
- *Exposure at default* – It represents the gross carrying amount of the financial instruments subject to the impairment calculation.

The Group recognizes an impairment loss in profit or loss for all financial instruments subjected to impairment assessment with a corresponding adjustment to their carrying amount through a loss allowance account.

*(c) Derecognition of Financial Assets*

The financial assets (or where applicable, a part of a financial asset or part of a group of financial assets) are derecognized when the contractual rights to receive cash flows from the financial instruments expire, or when the financial assets and all substantial risks and rewards of ownership have been transferred to another party. If the Group neither transfers nor retains substantially all the risks and rewards of ownership and continues to control the transferred asset, the Group recognizes its retained interest in the asset and an associated liability for amounts it may have to pay. If the Group retains substantially all the risks and rewards of ownership of a transferred financial asset, the Group continues to recognize the financial asset and also recognizes a collateralized borrowing for the proceeds received.

**2.5 Inventories**

Inventories are valued at the lower of cost and net realizable value. Cost is determined using the moving average method. The cost of inventories includes all costs directly attributable to acquisitions, such as the purchase price, import duties and other taxes that are not subsequently recoverable from taxing authorities.

Net realizable value is the estimated selling price in the ordinary course of business, less the estimated costs of completion and the estimated costs necessary to make the sale. Allowance is made, where necessary, for obsolete, slow-moving and defective inventories (see Note 8).

## **2.6 Prepayments and Other Assets**

Prepayments and other current assets pertain to other resources controlled by the Group as a result of past events. They are recognized in the consolidated financial statements when it is probable that the future economic benefits will flow to the Group and the asset has a cost or value that can be measured reliably.

Other recognized assets of similar nature, where future economic benefits are expected to flow to the Group beyond one year after the end of the reporting period or in the normal operating cycle of the business, if longer, are classified as non-current assets.

## **2.7 Property, Plant and Equipment**

Land is measured at fair value less any impairment in value. As no finite useful life for land can be determined, related carrying amount are not depreciated. All other property, plant and equipment are stated at cost less accumulated depreciation and any impairment in value.

The cost of an asset comprises its purchase price and directly attributable costs of bringing the asset to working condition for its intended use. Expenditures for additions, major improvements and renewals are capitalized only when it is probable that future economic benefits associated with the item will flow to the Group and the cost of the item can be measured reliably. The carrying amount of the replaced part is derecognized. All other expenditures for repairs and maintenance are charged to expense as incurred.

Following initial recognition at cost, land is carried at revalued amounts, which are the fair values at the date of the revaluation, as determined by independent appraisers, less any accumulated impairment losses. Appraisal is made once every two years or more frequently if market factors indicate a material change in fair value (see Note 5.5).

Any revaluation surplus is recognized in other comprehensive income and credited to the Revaluation Reserves account in the consolidated statement of changes in equity. Any revaluation deficit directly offsetting a previous surplus in the same asset is charged to other comprehensive income to the extent of any revaluation surplus in equity relating to this asset and the remaining deficit, if any, is recognized in profit or loss. Annually, an amount from the Revaluation Reserves account is transferred to Retained Earnings account for the impairment, if any, relating to the revaluation surplus. Upon disposal of revalued assets, amounts included in Revaluation Reserves account relating to them are transferred to Retained Earnings account.

Depreciation is computed on the straight-line basis over the estimated useful lives of the assets as follows:

LPG cylinders	30 years
Buildings, depot, plant and pier facilities	5-25 years
Transportation and other equipment	1-10 years
Gasoline and LPG station equipment	1-5 years
Hauling and heavy equipment	1-5 years
Office furniture and equipment	1-3 years

LPG cylinders, which are circulating and are utilized by customers in their households or business premises, are presented at cost less accumulated depreciation and provision for losses on lost LPG cylinders. The Group performs an internal simulation and assessment of the quantity of LPG cylinders circulating and being stored in the market. A provision is provided for lost assets in accordance with the computed quantities. The assessment is conducted every other year and when the lost LPG cylinders are ascertained, the lost cylinders will be written-off.

Leasehold and land improvements are amortized over the terms of the related leases or the useful lives of the improvements, whichever is shorter.

Construction in progress represents properties under construction and on-going major repair works and is stated at cost. This includes cost of construction, applicable borrowing costs (see Note 2.18) and other direct costs. The account is not depreciated until such time that the assets are completed and available for use.

An asset's carrying amount is written down immediately to its recoverable amount if the asset's carrying amount is greater than its estimated recoverable amount (see Note 2.16).

The residual values, estimated useful lives and method of depreciation of property, plant and equipment are reviewed, and adjusted if appropriate, at the end of each reporting period.

An item of property, plant and equipment, including the related accumulated depreciation, amortization and impairment losses, if any, is derecognized upon disposal or when no future economic benefits are expected to arise from the continued use of the asset. Any gain or loss arising on derecognition of the asset (calculated as the difference between the net disposal proceeds and the carrying amount of the item) is included in profit or loss in the year the item is derecognized.

## **2.8 Investment Properties**

Investment properties, which include parcels of land and lot improvements, are properties held to earn rental income under operating lease, but not for sale in the ordinary course of business, use in services or for administrative purposes.

Land classified as investment property is accounted for under the fair value model. It is revalued every two years and is reported in the consolidated statement of financial position at its fair value. Fair value is supported by market evidence and is determined by independent appraisers with sufficient experience with respect to both the location and the nature of the investment property (see Note 5.5).

Any gain or loss resulting from either a change in the fair value or the sale or retirement of an investment property is immediately recognized in profit or loss as Fair value gains (losses) from investment property as part of Other Charges (Income) in the consolidated statement of comprehensive income.

Lot improvements is stated at cost, which includes acquisition price plus directly attributable costs incurred such as legal fees, transfer taxes and other transaction costs, less accumulated depreciation (except for land) and any impairment losses.

Depreciation of lot improvements is computed on a straight-line basis over the estimated useful life of five years. The residual values, estimated useful lives and method of depreciation of investment properties are reviewed, and adjusted if appropriate, at the end of each reporting period.

Investment property is derecognized upon disposal or when permanently withdrawn from use and no future economic benefit is expected from its disposal.

## **2.9 Intangible Assets**

Intangible assets include acquired computer software licenses, software development costs, store franchise and basketball franchise, which are measured at cost less accumulated amortization and impairment in value, if any. The cost of the asset is the amount of cash or cash equivalents paid or the fair value of the other considerations given up to acquire an asset at the time of its acquisition. The useful lives of intangible assets are assessed as either finite or indefinite.

The Group assessed the useful life of basketball franchise to be indefinite because this is expected to contribute to net cash flows indefinitely. The basketball franchise is not amortized but is reviewed annually to determine whether the indefinite life assessment continues to be supportable. If not, the change in the useful life assessment from indefinite to finite is made on a prospective basis.

Acquired computer software licenses are capitalized on the basis of the costs incurred to acquire and install the specific software. Costs associated with maintaining computer software and those costs associated with research activities are recognized as expense in profit or loss as incurred.

Capitalized costs for computer software licenses are amortized on a straight-line basis over the estimated useful lives (ranging from one to ten years) as the lives of these intangible assets are considered finite. In addition, intangible assets are subject to impairment testing as described in Note 2.16.

Costs that are directly attributable to the development phase of new customized software for information technology and telecommunications systems are recognized as intangible assets if, and only if, the Group can demonstrate all of the following recognition requirements:

- (i) technical feasibility of completing the prospective product for internal use or sale;
- (ii) the intangible asset will generate probable economic benefits through internal use or sale;
- (iii) intention and ability to complete, i.e., availability of sufficient technical, financial and other resources necessary for completion, and use or sell the asset; and,
- (iv) ability to measure reliably the expenditure attributable to the intangible asset during development.

Development costs not meeting these criteria for capitalization are expensed as incurred. Directly attributable costs include employee costs incurred on software development along with an appropriate portion of relevant overheads and borrowing costs.

The store franchise relates to asset acquired from business combination with PFM. Such is for taking in the name and management know-how of the FamilyMart mark. Amortization is computed on a straight-line method over its estimated useful life of 10.50 years (see Note 13).

When an intangible asset is disposed of, the gain or loss on disposal is determined as the difference between the proceeds and the carrying amount of the asset and is recognized in profit or loss.

## **2.10 Financial Liabilities**

Financial liabilities, which include interest-bearing loans and borrowings, trade and other payables (excluding tax-related payables), derivative financial liabilities, lease liabilities, security deposits, customers' cylinder deposits and cash bond deposits (which are presented under Other Non-Current Liabilities in the consolidated statement of financial position), are recognized when the Group becomes a party to the contractual terms of the instrument. All interest-related charges incurred on financial liability are recognized as an expense in profit or loss under the caption Finance Costs in the consolidated statement of comprehensive income, except for interest charges that are attributable to the acquisition, construction or production of a qualifying asset (i.e., an asset that takes a substantial period of time to get ready for its intended use or sale) which are capitalized as part of the cost of such asset (see Note 2.18).

Interest-bearing loans and borrowings are raised for support of long-term funding of operations. Finance charges, including premiums payable on settlement or redemption and direct issue costs, are charged to profit or loss on an accrual basis using the effective interest method and are added to the carrying amount of the instrument to the extent that these are not settled in the period in which they arise.

Trade and other payables (excluding tax-related payables), security deposits, customers' cylinder deposits and cash bond deposits are recognized initially at their fair values and subsequently measured at amortized cost, using effective interest method for maturities beyond one year, less settlement payments.

Derivative financial instruments are initially recognised at fair value on the date a derivative contract is entered into and are subsequently remeasured to their fair value at the end of each reporting period. Changes in fair value of derivatives are recognised in profit or loss. Derivative financial assets are set off against derivative financial liabilities and the net financial instruments are presented as either Derivative Financial Assets or Derivative Financial Liabilities in the statement of financial position (see Note 5.6).

Security deposits are initially recognized at fair value. Interest on security deposits arising from subsequent amortization is accounted for using the effective interest method and is presented as part of Finance Costs. The excess of the principal amount of the deposit over its present value is immediately recognized as Unearned rent (presented as part of Other Non-Current Liabilities in the consolidated statement of financial position). Meanwhile, the rent income arising from subsequent amortization of unearned rent is accounted for using the straight-line method over the lease term and is presented as part of Rent Income in the consolidated statement of comprehensive income.

The Group purchases LPG cylinders, which are loaned to dealers upon payment by the latter of an amount equivalent to 44.00-79.00% of the acquisition cost of the cylinders. At the end of each reporting date, customers' cylinder deposits, shown under Other Non-Current Liabilities in the consolidated statements of financial position, are reduced for estimated non-returns. Estimated non-returns are determined through amortization of the balance over the estimated useful life of cylinders and/or estimated proportion of the provision for lost cylinders (see Note 2.7). The reduction is recognized directly in the consolidated statement of comprehensive income as part of Fuel Service and Other Revenues.

Dividend distributions to shareholders are recognized as financial liabilities upon declaration by the Parent Company.

Financial liabilities are classified as current liabilities if payment is due to be settled within one year or less after the end of the reporting period (or in the normal operating cycle of the business, if longer), or the Group does not have an unconditional right to defer settlement of the liability for at least 12 months after the end of the reporting period. Otherwise, these are presented as non-current liabilities.

Financial liabilities are derecognized from the consolidated statement of financial position only when the obligations are extinguished either through discharge, cancellation or expiration. The difference between the carrying amount of the financial liability derecognized and the consideration paid or payable is recognized in profit or loss.

### **2.11 Provisions and Contingencies**

Provisions are recognized when present obligations will probably lead to an outflow of economic resources and they can be estimated reliably even if the timing or amount of the outflow may still be uncertain. A present obligation arises from the presence of a legal or constructive obligation that has resulted from past events.

Provisions are measured at the estimated expenditure required to settle the present obligation, based on the most reliable evidence available at the end of the reporting period, including the risks and uncertainties associated with the present obligation. Where there are a number of similar obligations, the likelihood that an outflow will be required in settlement is determined by considering the class of obligations as a whole. When time value of money is material, long-term provisions are discounted to their present values using a pretax rate that reflects market assessments and the risks specific to the obligation. The increase in provision due to passage of time is recognized as interest expense. Provisions are reviewed at the end of each reporting period and adjusted to reflect the current best estimate.

In those cases, where the possible outflow of economic resource as a result of present obligations is considered improbable or remote, or the amount to be provided for cannot be measured reliably, no liability is recognized in the consolidated financial statements. Similarly, possible inflows of economic benefits to the Group that do not yet meet the recognition criteria of an asset are considered contingent assets, hence, are not recognized in the consolidated financial statements. On the other hand, any reimbursement that the Group can be virtually certain to collect from a third party with respect to the obligation is recognized as a separate asset not exceeding the amount of the related provision.

## **2.12 Business Combinations**

Business acquisitions are accounted for using the acquisition method of accounting and pooling-of-interest method.

The acquisition method requires recognizing and measuring the identifiable assets acquired, the liabilities assumed and any non-controlling interest in the acquiree. The consideration transferred for the acquisition of a subsidiary is the fair values of the assets transferred, the liabilities incurred to the former owners of the acquiree and the equity interest issued by the Group, if any. The consideration transferred also includes the fair value of any asset or liability resulting from a contingent consideration arrangement. Acquisition-related costs are expenses as incurred and subsequent changes in the fair value of contingent consideration is recognized directly in profit or loss.

Identifiable assets acquired and liabilities and contingent liabilities assumed in a business combination are measured initially at fair values at the acquisition date. On an acquisition-by-acquisition basis, the Group recognizes any non-controlling interest in the acquiree, either at fair value or at the non-controlling interest's proportionate share of the recognized amounts of the acquiree's identifiable assets.

In cases wherein the accounting for the acquisition is not yet complete as of the end of the year, the fair value of the identifiable assets and liabilities are presented as provisional amounts and will be adjusted upon finalization of the valuation, which is expected to be completed within 12 months from the date of acquisition.

Goodwill represents the excess of the cost of an acquisition over the fair value of the Group's share of the net identifiable assets of the acquired subsidiary at the date of acquisition. Subsequent to initial recognition, goodwill is measured at cost less any accumulated impairment losses. Goodwill is tested annually for impairment and carried at cost less accumulated impairment losses. Impairment losses on goodwill are not reversed (see Note 2.16).

Negative goodwill which is the excess of the Group's interest in the fair value of net identifiable assets acquired over acquisition cost is charged directly to income.

For the purpose of impairment testing, goodwill is allocated to cash-generating units or groups of cash-generating units that are expected to benefit from the business combination in which the goodwill arose. The cash-generating units or groups of cash-generating units are identified according to operating segment.

Gains and losses on the disposal of an interest in a subsidiary include the carrying amount of goodwill relating to it.

If the business combination is achieved in stages, the acquirer is required to remeasure its previously held equity interest in the acquiree at its acquisition-date fair value and recognize the resulting gain or loss, if any, in the profit or loss or other comprehensive income, as appropriate.

Any contingent consideration to be transferred by the Group is recognized at fair value at the acquisition date. Subsequent changes to the fair value of the contingent consideration that is deemed to be an asset or liability is recognized in accordance with PAS 37, *Provisions, Contingent Liabilities and Contingent Assets*, either in profit or loss or as a change to other comprehensive income. Contingent consideration that is classified as equity is not remeasured, and its subsequent settlement is accounted for within equity.

Under the pooling-of-interest method which is applicable for the acquisition and disposal of an entity under common control (see Note 30.4), similar accounts of the entities are combined on a line-by-line basis except for the equity accounts which were offset with the new shares issued by the new entity in which the difference between the net assets received and the amount of the consideration (shares issued and cash) is accounted for as Other Reserves.

### **2.13 Revenue and Expense Recognition**

Revenue arises mainly from the sales of goods (fuels and by-products, lubricants, LPG, and merchandise inventories) and from rendering into-plane, terminalling and hauling services.

To determine whether to recognize revenue, the Group follows a five-step process:

- (1) identifying the contract with a customer;
- (2) identifying the performance obligation;
- (3) determining the transaction price;
- (4) allocating the transaction price to the performance obligations; and,
- (5) recognizing revenue when/as performance obligations are satisfied.

For Step 1 to be achieved, the following five gating criteria must be present:

- (1) the parties to the contract have approved the contract either in writing, orally or in accordance with other customary business practices;
- (2) each party's rights regarding the goods or services to be transferred or performed can be identified;
- (3) the payment terms for the goods or services to be transferred or performed can be identified;
- (4) the contract has commercial substance (i.e., the risk, timing or amount of the future cash flows is expected to change as a result of the contract); and,
- (5) collection of the consideration in exchange of the goods and services is probable.

Revenue is recognized only when (or as) the Group satisfies a performance obligation by transferring control of the promised goods or services to a customer. The transfer of control can occur over time or at a point in time.

A performance obligation is satisfied at a point in time unless it meets one of the following criteria, in which case it is satisfied over time:

- the customer simultaneously receives and consumes the benefits provided by the Group's performance as the Group performs;
- the Group's performance creates or enhances an asset that the customer controls as the asset is created or enhanced; and,
- the Group's performance does not create an asset with an alternative use to the Group and the entity has an enforceable right to payment for performance completed to date.

The following specific recognition criteria must also be met before revenue is recognized:

- (a) *Sale of goods* – Sale of goods include fuel and by-products (such as CME), lubricants, LPG, and merchandise inventories. Revenue is recognized when the Group transfers control of the assets at a point in time to the customer. Invoices for goods transferred are due upon receipt by the customer.
- (b) *Fuel service and other revenues* – Fuel service and other revenues mainly consist of hauling, into-plane services, management services, and transport services, is recognized over time and is based on a fixed agreed fee. These services are generally performed within the day. Invoices for services transferred are due upon receipt by the customer.

The Group presents a contract asset when performing services to a customer before the customer pays consideration or before payment is due. A contract asset is the Group's right to consideration in exchange for goods or services that the Group has transferred to a customer.

The Group presents a contract liability when a customer pays the consideration, or a Group has the right to an amount of consideration that is unconditional (i.e., a receivable), before the Group performs services to the customer. A contract liability is the Group's obligation to transfer goods or services to a customer for which the Group has received consideration (or an amount of consideration is due) from the customer.



In obtaining customer contracts, the Group incurs incremental costs. As the expected amortization period of these costs, if capitalized, would be less than one year, the Group uses the practical expedient in PFRS 15, *Revenue from Contracts with Customers*, and expenses such costs as incurred. The Group also incurs costs in fulfilling contracts with customers. However, as those costs are within the scope of other financial reporting standards, the Group accounts for those costs in accordance with accounting policies related to those financial reporting standards.

In 2017, the Group recognized revenues based on the provisions of PAS 18, which is to the extent that such revenues and the related costs incurred or to be incurred can be measured reliably and it is probable that future economic benefits will flow to the Group. Specifically, for sale of goods, revenues were recognized when the risks and rewards of ownership of the goods have passed to the buyer.

Cost and expenses are recognized in profit or loss upon utilization of goods or services or at the date they are incurred. Expenditure for warranties is recognized and charged against the associated provision when the related revenue is recognized. All finance costs are reported in profit or loss on an accrual basis, except capitalized borrowing costs, which are included as part of the cost of the related qualifying asset (see Note 2.18).

## **2.14 Leases**

The Group accounts for its leases as follows:

### **(a) Group as Lessee**

#### **(i) Accounting for Leases in Accordance with PFRS 16 (2019)**

For any new contracts entered into on or after January 1, 2019, the Group considers whether a contract is, or contains, a lease. A lease is defined as a contract, or part of a contract, that conveys the right to use an asset (the underlying asset) for a period of time in exchange for consideration. To apply this definition, the Group assesses whether the contract meets three key evaluations which are whether:

- the contract contains an identified asset, which is either explicitly identified in the contract or implicitly specified by being identified at the time the asset is made available to the Group;
- the Group has the right to obtain substantially all of the economic benefits from use of the identified asset throughout the period of use, considering its rights within the defined scope of the contract; and,
- the Group has the right to direct the use of the identified asset throughout the period of use. The Group assess whether it has the right to direct 'how and for what purpose' the asset is used throughout the period of use.

At lease commencement date, the Group recognizes a right-of-use asset and a lease liability in the statement of financial position. The right-of-use asset is measured at cost, which is made up of the initial measurement of the lease liability, any initial direct costs incurred by the Group, an estimate of any costs to dismantle and remove the asset at the end of the lease, and any lease payments made in advance of the lease commencement date (net of any incentives received). Subsequently, the Group depreciates the right-of-use asset on a straight-line basis from the lease commencement date to the earlier of the end of the useful life of the right-of-use asset or the end of the lease term. The Group also assesses the right-of-use asset for impairment when such indicators exist (see Note 2.16).

On the other hand, the Group measures the lease liability at the present value of the lease payments unpaid at the commencement date, discounted using the interest rate implicit in the lease if that rate is readily available or the Group's incremental borrowing rate. Lease payments include fixed payments (including in-substance fixed) less lease incentives receivable, if any, variable lease payments based on an index or rate, amounts expected to be payable under a residual value guarantee, and payments arising from options (either renewal or termination) reasonably certain to be exercised. Subsequent to initial measurement, the liability will be reduced for payments made and increased for interest. It is remeasured to reflect any reassessment or modification, or if there are changes in in-substance fixed payments. When the lease liability is remeasured, the corresponding adjustment is reflected in the right-of-use asset, or profit and loss if the right-of-use asset is already reduced to zero.

The Group has elected to account for short-term leases and leases of low-value assets using the practical expedients. Instead of recognizing a right-of-use asset and lease liability, the payments in relation to these are recognized as an expense in profit or loss on a straight-line basis over the lease term.

On the statement of financial position, right-of-use assets and lease liabilities have been presented separately from property, plant and equipment and other liabilities, respectively.

*(ii) Accounting for Leases in Accordance with PAS 17 (2018 and 2017)*

Leases which do not transfer to the Group substantially all the risks and benefits of ownership of the asset are classified as operating leases. Operating lease payments (net of any incentive received from the lessor) are recognized as expense in the consolidated statement of comprehensive income on a straight-line basis over the lease term. Associated costs, such as repairs and maintenance and insurance, are expensed as incurred.

*(b) Group as Lessor*

Leases which do not transfer to the lessee substantially all the risks and benefits of ownership of the asset are classified as operating leases. Lease income from operating leases is recognized in profit or loss on a straight-line basis over the lease term.

The Group determines whether an arrangement is, or contains a lease based on the substance of the arrangement. It makes an assessment of whether the fulfilment of the arrangement is dependent on the use of a specific asset or assets and the arrangement conveys a right to use the asset.

**2.15 Foreign Currency Transactions and Translations**

*(a) Transactions and Balances*

Except for PNX SG, PNX Energy, PNX Vietnam, which use the United States (U.S.) Dollars, PTPPI, which uses Indonesian Rupiah, and PGV LLC, which uses Vietnamese Dong, as functional currencies, the accounting records of the Parent Company and its subsidiaries are maintained in Philippine Peso. Foreign currency transactions during the year are translated into functional currency at exchange rates that approximate those prevailing on transaction dates.

Foreign currency gains and losses resulting from the settlement of such transactions and from the translation at year-end exchange rates of monetary assets and liabilities denominated in foreign currencies are recognized in profit or loss.

*(b) Translation of Financial Statements of Foreign Subsidiaries*

The operating results and financial position of a foreign subsidiaries, in which their functional currency are measured as stated in Note 2.15(a), are translated to Philippine pesos, to the Group's functional currency as follows:

- i. Assets and liabilities for each statement of financial position presented are translated at the closing rate at the end of the reporting period;
- ii. Income and expenses for each profit or loss account are translated at the average exchange rates over the reporting period (unless this average is not a reasonable approximation of the cumulative effect of the rates prevailing on the transaction dates, in which case income and expenses are translated at the dates of the transactions); and,
- iii. All resulting exchange differences are recognized in other comprehensive income and in a separate component of equity under Revaluation Reserves account.

On consolidation, exchange differences arising from the translation of the net investment in the foreign subsidiaries are recognized under Translation Adjustment Related to Foreign Subsidiaries in the consolidated statements of comprehensive income. When a foreign operation is partially disposed or sold, such exchange differences are recognized in the consolidated statement of comprehensive income as part of gains or loss on sale.

The translation of the consolidated financial statements into Philippine peso should not be construed as a representation that the Singapore Dollar, Indonesian Rupiah and Vietnamese Dong amounts could be converted into Philippine Peso amounts at the translation rates or at any other rates of exchange.

**2.16 Impairment of Non-financial Assets**

The Group's property, plant and equipment, intangible assets, goodwill, investments in joint venture and other non-financial assets are subject to impairment testing. Individual assets or cash-generating units are tested for impairment whenever events or changes in circumstances indicate that the carrying amount may not be recoverable, except for goodwill and franchise with indefinite useful lives that are tested for impairment at least annually.

For purposes of assessing impairment, assets are grouped at the lowest levels for which there are separately identifiable cash flows (cash-generating units). As a result, some assets are tested individually for impairment and some are tested at cash-generating unit level. Goodwill is allocated to cash-generating units or groups of cash-generating units that are expected to benefit from the business combination in which the goodwill arose.

The cash-generating units or groups of cash-generating units are identified according to operating segment.

Impairment loss is recognized in profit or loss for the amount by which the asset's or cash-generating unit's carrying amount exceeds its recoverable amounts which is the higher of its fair value less costs to sell and its value in use. In determining value in use, management estimates the expected future cash flows from each cash-generating unit and determines the suitable interest rate in order to calculate the present value of those cash flows. The data used for impairment testing procedures are directly linked to the Group's latest approved budget, adjusted as necessary to exclude the effects of asset enhancements. Discount factors are determined individually for each cash-generating unit and reflect management's assessment of respective risk profiles, such as market and asset-specific risk factors.

Except for goodwill and franchise with indefinite useful lives, all assets are subsequently reassessed for indications that an impairment loss previously recognized may no longer exist. An impairment loss, except impairment loss on goodwill (see Note 2.12), is reversed if the asset's or cash generating unit's recoverable amount exceeds its carrying amount.

## **2.17 Employee Benefits**

The Group provides post-employment benefits to employees through a defined benefit plan and a defined contribution plan, and other employee benefits which are recognized as follows:

### **(a) Post-employment Defined Benefit Plan**

A defined benefit plan is a post-employment plan that defines an amount of post-employment benefit that an employee will receive on retirement, usually dependent on one or more factors such as age, years of service and salary. The legal obligation for any benefits from this kind of post-employment plan remains with the Group, even if plan assets, if any, for funding the defined benefit plan have been acquired. Plan assets, if any, may include assets specifically designated to a long-term benefit fund, as well as qualifying insurance policies. The Group's defined benefit post-employment plan covers all regular full-time employees. The pension plan is noncontributory and administered by a trustee.

The liability recognized in the consolidated statement of financial position for a defined benefit plan is the present value of the defined benefit obligation at the end of the reporting period less the fair value of plan assets. The defined benefit obligation is calculated annually by independent actuaries using the projected unit credit method. The present value of the defined benefit obligation is determined by discounting the estimated future cash outflows for expected benefit payments using a discount rate derived from the interest rates of a zero coupon government bonds [using the reference rates published by Bloomberg using its valuation technology, Bloomberg Valuation (BVAL) in 2019 and 2018, and PDEx PDST-R2 in 2017], that are denominated in the currency in which the benefits will be paid and that have terms to maturity approximating to the terms of the related post-employment liability. BVAL provides evaluated prices that are based on market observations from contributed sources.

Remeasurements, comprising of actuarial gains and losses arising from experience adjustments and changes in actuarial assumptions and the return on plan assets (excluding amount included in net interest) are reflected immediately in the consolidated statement of financial position with a charge or credit recognized in other comprehensive income in the period in which they arise. Net interest is calculated by applying the discount rate at the beginning of the period, unless there is a plan amendment, curtailment or settlement during the reporting period. The calculation also takes into account any changes in the net defined benefit liability or asset during the period as a result of contributions to the plan or benefit payments. Net interest is reported as part of Finance Costs or Finance Income in the consolidated statement of comprehensive income.

Past service costs are recognized immediately in profit or loss in the period of a plan amendment and curtailment.

### **(b) Post-employment Defined Contribution Plans**

A defined contribution plan is a post-employment plan under which the Group pays fixed contributions into an independent entity. The Group has no legal or constructive obligations to pay further contributions after payment of the fixed contribution. The contributions recognized in respect of defined contribution plans are expensed as they fall due. Liabilities or assets may be recognized if underpayment or prepayment has occurred and are included in current liabilities or current assets as they are normally of a short-term nature.

### **(c) Termination Benefits**

Termination benefits are payable when employment is terminated by the Group before the normal retirement date, or whenever an employee accepts voluntary redundancy in exchange for these benefits. The Group recognizes termination benefits at the earlier of when it can no longer withdraw the offer of such benefits and when it recognizes costs for a restructuring that is within the scope of PAS 37 and involves the payment of termination benefits. In the case of an offer made to encourage voluntary redundancy, the termination benefits are measured based on the number of employees expected to accept the offer. Benefits falling due more than 12 months after the reporting period are discounted to their present value.

(d) *Profit-sharing and Bonus Plans*

The Group recognizes a liability and an expense for bonuses and profit-sharing, based on a formula that takes into consideration the profit attributable to the Group's shareholders after certain adjustments. The Group recognizes a provision where it is contractually obliged to pay the benefits, or where there is a past practice that has created a constructive obligation.

(e) *Compensated Absences*

Compensated absences are recognized for the number of paid leave days (including holiday entitlement) remaining at the end of the reporting period. They are included in Trade and Other Payables account in the consolidated statement of financial position at the undiscounted amount that the Group expects to pay as a result of the unused entitlement.

(f) *Share-based Payments*

The Parent Company grants share options to its qualified employees eligible under a share option plan. The services received in exchange for the grant, and the corresponding share options, are valued by reference to the fair value of the equity instruments granted at grant date. This fair value excludes the impact of non-market vesting conditions (for example profitability and sales growth targets and performance conditions), if any.

The share-based remuneration, if any, is recognized as an expense in profit or loss and the corresponding credit to retained earnings.

The expense is recognized during the vesting period based on the best available estimate of the number of share options expected to vest. The estimate is subsequently revised, if necessary, such that it equals the number that ultimately vests on vesting date. No subsequent adjustment is made to expense after vesting date, even if share options are ultimately not exercised.

Upon exercise of share option, the proceeds received net of any directly attributable transaction costs up to the nominal value of the shares issued are allocated to capital stock with any excess being recorded as additional paid-in capital.

**2.18 Borrowing Costs**

Borrowing costs are recognized as expenses in the period in which they are incurred, except to the extent that they are capitalized. Borrowing costs that are directly attributable to the acquisition, construction or production of a qualifying asset (i.e., an asset that takes a substantial period of time to get ready for its intended use or sale) are capitalized as part of cost of such asset. The capitalization of borrowing costs commences when expenditures for the asset and borrowing costs are being incurred and activities that are necessary to prepare the asset for its intended use or sale are in progress. Capitalization ceases when substantially all such activities are complete.

Investment income earned on the temporary investment of specific borrowings pending their expenditure on qualifying assets is deducted from the borrowing costs eligible for capitalization.

**2.19 Income Taxes**

Tax expense recognized in profit or loss comprises the sum of deferred tax and current tax not recognized in other comprehensive income or directly in equity, if any.

Current tax assets or liabilities comprise those claims from, or obligations to, fiscal authorities relating to the current or prior reporting period, that are uncollected or unpaid at the end of reporting period. They are calculated according to the tax rates and tax laws applicable to the fiscal periods to which they relate, based on the taxable profit for the year. All changes to current tax assets or liabilities are recognized as a component of tax expense in profit or loss.

Deferred tax is accounted for using the liability method on temporary differences at the end of reporting period between the tax base of assets and liabilities and their carrying amounts for financial reporting purposes. Under the liability method, with certain exceptions, deferred tax liabilities are recognized for all taxable temporary differences and deferred tax assets are recognized for all deductible temporary differences and the carry forward of unused tax losses and unused tax credits to the extent that it is probable that taxable profit will be available against which the deductible temporary differences can be utilized. Unrecognized deferred tax assets, if any, are reassessed at the end of each reporting period and are recognized to the extent that it has become probable that future taxable profit will be available to allow such deferred tax assets to be recovered.

Deferred tax assets and liabilities are measured at the tax rates that are expected to apply in the period when the asset is realized or the liability is settled provided such tax rates have been enacted or substantively enacted at the end of the reporting period.

The carrying amount of deferred tax assets is reviewed at the end of each reporting period and reduced to the extent that it is probable that sufficient taxable profit will be available to allow all or part of the deferred tax asset to be utilized.

The measurement of deferred tax liabilities and assets reflects the tax consequences that would follow from the manner in which the Group expects, at the end of the reporting period, to recover or settle the carrying amount of its assets and liabilities. For purposes of measuring deferred tax liabilities, the carrying amount of such properties is presumed to be recovered entirely through sale, unless the presumption is rebutted, that is when the land held for sale and development costs are held within the business model whose objective is to consume substantially all of the economic benefits embodied in the property over time, rather than through sale.

Most changes in deferred tax assets or liabilities are recognized as a component of tax expense in profit or loss, except to the extent that it relates to items recognized in other comprehensive income or directly in equity. In this case, the tax is also recognized in other comprehensive income or directly in equity, respectively.

Deferred tax assets and deferred tax liabilities are offset if the Group has a legally enforceable right to set off current tax assets against current tax liabilities and the deferred taxes relate to the same entity and the same taxation authority.

## **2.20 Offsetting Financial Instruments**

Financial assets and financial liabilities are offset and the resulting net amount, considered as a single financial asset or financial liability, is reported in the consolidated statement of financial position when the Group currently has legally enforceable right to set off the recognized amounts and there is an intention to settle on a net basis, or realize the asset and settle the liability simultaneously. The right of set-off must be available at the end of the reporting period, that is, it is not contingent on future event. It must also be enforceable in the normal course of business, in the event of default, and in the event of insolvency or bankruptcy; and must be legally enforceable for both entity and all counterparties to the financial instruments.

## **2.21 Related Party Transactions and Relationships**

Related party transactions are transfer of resources, services or obligations between the Group and its related parties, regardless whether a price is charged.

Parties are considered to be related if one party has the ability to control the other party or exercise significant influence over the other party in making financial and operating decisions. These parties include: (a) individuals owning, directly or indirectly through one or more intermediaries, control or are controlled by, or under common control with the Group; (b) associates; (c) individuals owning, directly or indirectly, an interest in the voting power of the Group that gives them significant influence over the Group and close members of the family of any such individual; and, (d) the Group's funded retirement plan.

In considering each possible related party relationship, attention is directed to the substance of the relationship and not merely on the legal form.

Transactions amounting to ten percent (10%) or more of the Group's total assets that were entered into with related parties, either individually or in aggregate over a twelve-month period, are considered material. All material related party transactions shall be approved by the majority of the BOD and shareholders. Attendance and votes of directors with personal interest in the transactions shall not be counted for the purposes of assessing the quorum and determining majority approval, respectively.

### **2.22 Segment Reporting**

Operating segments are reported in a manner consistent with the internal reporting provided to the Parent Company's BOD and management committee responsible for allocating resources and assessing performance of the operating segments.

In identifying its operating segments, management generally follows the Group's products and service lines as disclosed in Note 32, which represent the main products and services provided by the Group.

Each of these operating segments is managed separately as each of these service lines requires different technologies and other resources as well as marketing approaches. All inter-segment transfers are carried out at arm's length prices.

The measurement policies the Group uses for segment reporting under PFRS 8 are the same as those used in its consolidated financial statements, except that post-employment benefit expenses are not included in arriving at the operating profit of the operating segments.

In addition, corporate assets which are not directly attributable to the business activities of any operating segment are not allocated to a segment.

### **2.23 Equity**

Preferred and common stock represents the nominal value of shares that have been issued.

Treasury shares are stated at the cost of reacquiring such shares and are deducted from equity attributable to the Group's equity holders until the shares are cancelled, reissued or disposed of.

Additional paid-in capital includes any premiums received on the initial issuance of capital stock. Any transaction costs associated with the issuance of shares are deducted from additional paid-in capital, net of any related income tax benefits.

Revaluation reserves comprise of gains arising from the revaluation of the Group's parcels of land under property, plant and equipment and from the remeasurements of post-employment defined benefit obligation, net of applicable taxes.

Retained earnings include all current and prior period results of operations as reported in the profit or loss section of the consolidated statement of comprehensive income, reduced by the amounts of dividends declared.

### **2.24 Earnings per Share**

Basic earnings per share (EPS) is computed by dividing net profit attributable to common shareholders by the weighted average number of common shares issued and outstanding, adjusted retroactively for any stock dividend, stock split or reverse stock split declared during the current period.

Diluted EPS is computed by adjusting the weighted average number of ordinary shares outstanding to assume conversion of dilutive potential shares, if any.

## **2.25 Events After the End of the Reporting Period**

Any post-year-end event that provides additional information about the Group's position at the end of the reporting period (adjusting event) is reflected in the consolidated financial statements. Post-year-end events that are not adjusting events, if any, are disclosed when material to the consolidated financial statements.

## **3. SIGNIFICANT ACCOUNTING JUDGMENTS AND ESTIMATES**

The preparation of the Group's consolidated financial statements in accordance with PFRS requires management to make judgments and estimates that affect amounts reported in the consolidated financial statements and related notes. Judgments and estimates are continually evaluated and are based on historical experience and other factors, including expectations of future events that are believed to be reasonable under the circumstances. Actual results may ultimately differ from these estimates.

### **3.1 Critical Management Judgments in Applying Accounting Policies**

In the process of applying the Group's accounting policies, management has made the following judgments, apart from those involving estimation, which have the most significant effect on the amounts recognized in the consolidated financial statements.

#### **(a) Determination of Lease Term of Contracts with Renewal and Termination Options (2019)**

In determining the lease term, management considers all relevant factors and circumstances that create an economic incentive to exercise a renewal option or not exercise a termination option. Renewal options and/or periods after termination options are only included in the lease term if the lease is reasonably certain to be extended or not terminated.

The lease term is reassessed if an option is actually exercised or not exercised or the Group becomes obliged to exercise or not exercise it. The assessment of reasonable certainty is only revised if a significant event or a significant change in circumstances occurs, which affects this assessment, and that is within the control of the Group.

#### **(b) Determination of Timing of Satisfaction of Performance Obligations**

##### **(i) Rendering of Fuel Services and Other Revenues**

The Group determines that its revenue from rendering of fuel services and other revenues shall be recognized over time. In making its judgment, the Group considers the timing of receipt and consumption of benefits provided by the Group to the customers. The Group transfers control of the services over time, based on the actual service provided to the end of the reporting period as a proportion of the total services to be provided, because the customer receives and uses the benefits simultaneously. However, significant services are generally performed within the day.

##### **(ii) Sale of Goods**

The Group determines that its revenue from sale of goods shall be recognized at a point in time when the control of the goods have passed to the customer, i.e., generally when the customer has acknowledged delivery of the goods.

#### **(c) Determination of ECL of Financial Assets at Amortized Cost**

The Group uses an external benchmarking to calculate ECL for financial assets at amortized cost. The Group applies the PFRS 9 using internal credit ratings translated to external credit ratings [i.e. Standard & Poor's (S&P)] in order to reference/benchmark with published equivalent external cumulative PD (see Note 4.2).

The Group's internal credit rating for each customer is re-assessed when there are changes in credit limit and payment terms.



*(d) Evaluation of Business Model Applied in Managing Financial Instruments*

The Group developed business models which reflect how it manages its portfolio of financial instruments. The Group's business models need not be assessed at entity level or as a whole but shall be applied at the level of a portfolio of financial instruments (i.e., group of financial instruments that are managed together by the Group) and not on an instrument-by-instrument basis (i.e., not based on intention or specific characteristics of individual financial instrument).

In determining the classification of a financial instrument under PFRS 9, the Group evaluates in which business model a financial instrument or a portfolio of financial instruments belong to taking into consideration the objectives of each business model established by the Group (e.g., held-for-trading, generating accrual income, direct matching to a specific liability) as those relate to the Group's investment and trading strategies.

*(e) Distinction between Operating and Finance Leases for Contracts where the Group is the Lessor*

The Group has entered into various lease agreements as lessor. Critical judgment was exercised by management to distinguish each lease agreement, either as a lessor or a lessee, as either an operating or finance lease by looking at the transfer or retention of significant risks and rewards of ownership of the properties covered by the agreements. Failure to make the right judgment will result in either overstatement or understatement of assets and liabilities.

*(f) Recognition of Provisions and Contingencies*

Judgment is exercised by management to distinguish between provisions and contingencies. Policies on recognition of provisions and contingencies are discussed in Note 2.11 and disclosures on relevant contingencies are presented in Note 34.

*(g) Determination of Qualifying Assets on Borrowing Costs*

A qualifying asset is an asset that necessarily takes a substantial period of time to get ready for its intended use or sale. Determining if an asset is a qualifying asset will depend on the circumstances and requires the use of judgment in each case. In making judgment, the management takes into account its planned use when it determines whether the asset is a qualifying asset and considers the facts and circumstances and uses its judgment to determine whether an asset takes a substantial period of time to get ready for its intended use or sale. Based on the facts and circumstances affecting the Group's qualifying asset, the management concludes that the Group's retail station, depot facilities and development costs are qualifying assets as the management assesses that it takes substantial period of time for the completion of those assets.

*(h) Distinction between Investment Properties and Owner-Managed Properties*

The Group determines whether a property qualifies as investment property. In making its judgment, the Group considers whether the property generates cash flows largely independent of the other assets held by an entity. Owner-occupied properties generate cash flows that are attributable not only to the property but also to other assets used in the production or supply process.

In 2019, the Group reclassified a certain property to investment property from property, plant and equipment. The said property was previously used for administrative purposes but is now currently held for capital appreciation (see Notes 11 and 16).

*(i) Joint Control of Entities in which the Group Holds More than 50%*

Management considers that the Group does not have control of Galaxi and PSPC even though the Group holds more than 50% each of the ordinary shares of these entities. In making judgment regarding its involvement in Galaxi and PSPC management considered the Group's voting rights, the relative size and dispersion of the voting rights held by other shareholders and the extent of recent participation by those shareholders in general meetings. Even though the Group has 51% shareholdings and appoints three out of five members of the directors for both entities, all decisions shall require affirmative votes of at least 75% of the directors and any variation in the business of Galaxi and PSPC shall require the mutual consent of the parties. Moreover, the JV partners of the Group are responsible in managing the day-to-day operations of the Galaxi and PSPC.

(j) *Impairment of Basketball Franchise*

The determination when the Group's basketball franchise is considered impaired requires significant judgment. In making this judgment, the Group evaluates, among other factors, the continuity and going concern status of the Philippine Basketball Association, changes in viewership of basketball leagues and the period over which the Group expects to benefit from holding the franchise, which include but are not limited to marketing and publicity, brand awareness and media mileage. Based on the recent evaluation of information and circumstances affecting the Group's basketball franchise, management has assessed that the period over which the Group expects the basketball franchise to generate inflows for the Group is indefinite and has determined that no impairment loss is required to be recognized on the Group's basketball franchise in 2019, 2018 and 2017. Future changes in those information and circumstances might significantly affect the carrying amount of the basketball franchise disclosed in Note 13.

**3.2 Key Sources of Estimation Uncertainty**

Presented below and in the succeeding pages are the key assumptions concerning the future, and other key sources of estimation uncertainty at the end of the reporting period, that have a significant risk of causing a material adjustment to the carrying amounts of assets and liabilities within the next reporting period.

(a) *Determination of Appropriate Discount Rate in Measuring Lease Liabilities (2019)*

The Group measures its lease liabilities at present value of the lease payments that are not paid at the commencement date of the lease contract, for new lease contracts. The lease payments were discounted using a reasonable rate deemed by management equal to the Group's incremental borrowing rate. In determining a reasonable discount rate, management considers the term of the leases, the underlying asset, credit risk of the Group and the economic environment. Actual results, however, may vary due to changes in estimates brought about by changes in such factors.

(b) *Estimation of Allowance for ECL*

The measurement of the allowance for ECL on financial assets at amortized cost is an area that requires the use of significant assumptions about the future economic conditions and credit behavior (e.g., likelihood of customers defaulting and the resulting losses). Explanation of the inputs, assumptions and estimation used in measuring ECL is further detailed in Note 4.2(b).

(c) *Determination of Net Realizable Value of Inventories*

In determining the net realizable values of inventories, management takes into account the most reliable evidence available at the dates the estimates are made. Future realization of the carrying amounts of inventories, as presented in Note 8, is affected by price changes and action from competitors. Both aspects are considered key sources of estimation uncertainty and may cause significant adjustments to the Group's inventories within the next financial reporting period.

(d) *Estimation of Useful Lives of Property, Plant and Equipment, Right-of-use Assets, Intangible Assets and Investment Properties*

The Group estimates the useful lives of property, plant and equipment, right-of-use assets, intangible assets and investment properties based on the period over which the assets are expected to be available for use. The estimated useful lives of property, plant and equipment, right-of-use assets, intangible assets and investment properties are reviewed periodically and are updated if expectations differ from previous estimates due to physical wear and tear, technical or commercial obsolescence and legal or other limits on the use of the assets.

The carrying amounts of property, plant and equipment, right-of-use assets, intangible assets and investment properties are analyzed in Notes 11, 12, 13 and 16, respectively. Based on management's assessment as of December 31, 2019 and 2018, there is no change in the estimated useful lives of the property, plant and equipment, intangible assets and investment properties during those years. Actual results, however, may vary due to changes in estimates brought about by changes in factors mentioned above.

(e) *Fair Value Measurement of Property, Plant and Equipment and Investment Properties*

The Group's property, plant and equipment and investment properties include parcels of land, that are carried at revalued amount at the end of the reporting period. In determining the fair value of these assets, the Group engages the services of professional and independent appraisers applying the relevant valuation methodologies as discussed in Note 5.5.

The amounts of revaluation and fair value gains recognized on parcels of land under property, plant and equipment and investment properties are disclosed in Notes 11 and 16, respectively.

(f) *Determination of Realizable Amount of Deferred Tax Assets*

The Group reviews its deferred tax assets at the end of each reporting period and reduces the carrying amount to the extent that it is no longer probable that sufficient taxable profit will be available to allow all or part of the deferred tax assets to be utilized. Management assessed that the deferred tax assets recognized as of December 31, 2019 and 2018 will be fully utilized in the coming years. The carrying value of deferred tax assets as of December 31, 2019 and 2018 is disclosed in Note 28.

(g) *Valuation of Post-employment Defined Benefit Obligation*

The determination of the Group's obligation and cost of post-employment defined benefit is dependent on the selection of certain assumptions used by actuaries in calculating such amounts. Those assumptions are described in Note 25 and include, among others, discount rates and salary increase rate. A significant change in any of these actuarial assumptions may generally affect the recognized expense, other comprehensive income or losses and the carrying amount of the post-employment benefit obligation in the next reporting period.

The amounts of post-employment benefit obligation and expense and an analysis of the movements in the estimated present value of retirement benefit obligation are presented in Note 26.3.

(h) *Impairment of Non-financial Assets*

In assessing impairment, management estimates the recoverable amount of each asset or a cash-generating unit based on expected future cash flows and uses an interest rate to calculate the present value of those cash flows. Estimation uncertainty relates to assumptions about future operating results and the determination of a suitable discount rate (see Note 2.16). Though management believes that the assumptions used in the estimation of fair values reflected in the consolidated financial statements are appropriate and reasonable, significant changes in those assumptions may materially affect the assessment of recoverable values and any resulting impairment loss could have a material adverse effect on the results of operations.

Management has assessed that no impairment losses are required to be recognized on the Group's goodwill, investments in joint venture, property, plant and equipment, investment properties, and intangible assets in 2019, 2018 and 2017.

(i) *Fair Value Measurements of Business Combinations*

On initial recognition in a business combination using the purchase method of accounting, the assets and liabilities of the acquired business and the consideration paid for them are included in the consolidated financial statements at their fair values. In measuring fair value, management uses market-based evidence and obtains assistance from third party valuation specialists on the acquired property, plant and equipment (see Note 1.4). Any subsequent change in these estimates would affect the amount of goodwill if the change qualifies as a measurement period adjustment. Any other change would be recognized in profit or loss in the subsequent period.

(j) *Provision for Losses on Lost LPG Cylinders*

Management estimates provision for losses on lost LPG cylinders based on the quantities computed from its internal simulations and computations. The estimated quantities do not represent the exact quantities of the LPG cylinders but they are assessed based on management's assumptions and historical loss experience representing the management's best estimate of the quantities of lost cylinders. Management will arrange for the appraisal by an external expert to take place every other year to obtain confidence in the estimate of the provision amount.

Management has recognized provision for losses on lost LPG cylinders amounting to P24.3 million in 2018 (see Note 11) while the gain on reversal of cylinder deposits amounted to P91.8 million in 2018 (see Notes 2.10 and 22). There were no similar transaction in 2019.

#### 4. RISK MANAGEMENT OBJECTIVES AND POLICIES

The Group is exposed to a variety of financial risks in relation to financial instruments. The Group's financial assets and liabilities by category are summarized in Note 5. The main types of risks are market risk, credit risk and liquidity risk.

The Group's risk management is coordinated with its Parent Company, in close cooperation with the BOD, and focuses on actively securing the Group's short to medium-term cash flows by minimizing the exposure to financial markets.

The Group does not engage in the trading of financial assets for speculative purposes nor does it write options. The most significant financial risks to which the Group is exposed to are described below and in the succeeding pages.

##### 4.1 *Market Risk*

The Group is exposed to market risk through its use of financial instruments and specifically to foreign currency risk and interest rate risk which result from both its operating, investing and financing activities.

##### (a) *Foreign Currency Risk*

Most of the Group's transactions are carried out in Philippine pesos, its functional currency. Exposures to currency exchange rates arise from the Group's sales to a certain customer and, fuel and tanker importations, which are primarily denominated in U.S. dollars. The liability covering the fuel importation is covered by letter of credits (LCs) which is subsequently closed to Philippine peso trusts receipts (TRs). The Group also holds U.S. and Singapore dollar-denominated cash and cash equivalents. The Group also has trade receivables and payables primarily denominated in Vietnamese Dong, as a result of the Group's acquisition of PGV LLC which situated in Vietnam. Financial instruments that are Indonesian Rupiah denominated are considered immaterial, hence, not included in the analyses below.

To mitigate the Group's exposure to foreign currency risk, non-Philippine peso cash flows are monitored.

Foreign currency-denominated financial assets and financial liabilities, translated into Philippine pesos at the closing rate follow:

	2019			2018	
	U.S. Dollar	Singapore Dollar	Vietnamese Dong	U.S. Dollar	Singapore Dollar
Financial assets	P 6,205,264,630	P 5,988,698	P 165,720,486	P 5,361,837,054	P 5,566,810
Financial liabilities	( 15,874,853,970)	-	( 470,584,602)	( 5,253,328,012)	( 14,176,750)
Net exposure	(P 9,669,589,340)	P 5,988,698	(P 304,864,116)	P 108,509,042	(P 8,609,940)

The following table illustrates the sensitivity of the Group's profit before tax with respect to changes in Philippine peso against U.S. and Singapore dollar, and Vietnamese Dong exchange rates. The percentage changes in rates have been determined based on the average market volatility in exchange rates, using standard deviation, in the previous 12 months at a 99.00% confidence level.

	2019			2018	
	U.S. Dollar	Singapore Dollar	Vietnamese Dong	U.S. Dollar	Singapore Dollar
Reasonably possible change in rate	12.93%	21.49%	13.28%	11.14%	16.28%
Effect in profit before tax	(P 1,250,277,902)	P 1,286,971	(P 40,485,955)	P 12,087,907	(P 1,401,698)
Effect in equity after tax	( 875,194,531)	900,880	( 28,340,168)	8,461,535	( 981,189)

Exposures to foreign exchange rates vary during the year depending on the volume of foreign currency denominated transactions. Nonetheless, the analysis above is considered to be representative of the Group's currency risk.

**(b) Interest Rate Risk**

The Group's policy is to minimize interest rate cash flow risk exposures on long-term financing. Long-term borrowings are therefore usually made at fixed rates. As of December 31, 2019 and 2018, the Group is exposed to changes in market interest rates through its cash and cash equivalents and certain interest-bearing loans and borrowings which are subject to variable interest rates (see Notes 6 and 18). All other financial assets and financial liabilities have fixed rates.

Cash in banks are tested on a reasonably possible change of +/-1.40% and +/-1.93% in 2019 and 2018, respectively, for Philippine Peso. Short-term money placements and time deposits are tested on a reasonably possible change of +/-2.03% and +/-2.28% in 2019 and 2018, respectively. Banks loans subject to variable interest rates (or repricing) are tested on a reasonably possible change of +/-0.44% and +/-0.79% for Philippine peso in 2019 and 2018, respectively, and +/-0.66% and +/-0.96% in 2019 and 2018, respectively for U.S. dollar for both years. These percentages have been determined based on the average market volatility of interest rates, using standard deviation, in the previous 12 months estimated at 99.00% level of confidence. The sensitivity analysis is based on the Group's financial instruments held at the end of each reporting period, with effect estimated from the beginning of the year. All other variables are held constant.

The changes in percentages would affect profit or loss before tax by +/-P363.9 million and +/- P470.5 million for the years ended December 31, 2019 and 2018, respectively, and equity after tax by +/-P254.7 million and +/-P329.3 million for the years ended December 31, 2019 and 2018, respectively.

**(c) Other Price Risks**

The Group's market price risk arises from its purchases of fuels. It manages its risk arising from changes in market prices by monitoring the daily movement of the market price of fuels and to some extent, using forward and other similar contracts to manage the fluctuation of the fuel price.

The Group is also exposed to price risk arising from the current non-qualifying hedges – forward contracts entered into by PNX SG. Such instruments are used to mitigate the fluctuations of expected physical oil sales and purchases contracts. These instruments are fair valued by third-party brokers/banks using observable market data and other sources. In 2019, fair value of the open derivative positions recorded within the financial instruments amounted to P311.0 million (see Note 21). The impact of a ten percent (10%) increase in prices on profit or loss, net of Singapore statutory tax rate of 17% amounted to P25.8 million in 2019 (nil in 2018).

**4.2 Credit Risk**

Credit risk is the risk that a counterparty may fail to discharge an obligation to the Group. The Group is exposed to this risk for various financial instruments arising from granting of loans and selling goods and services to customers including related parties; and placing deposits with banks.

The Group employs a range of policies and practices to mitigate credit risk. The Group continuously monitors defaults of customers and other counterparties, identified either individually or by group, and incorporates this information into its credit risk controls. The Group's policy is to deal only with creditworthy counterparties. In addition, for a significant proportion of sales, collaterals such as cash bonds, standby letter of credits and real estate mortgage are received to mitigate credit risk. Estimates of fair values are based on the value of collaterals assessed at the time of first dealing with the customer and are updated and monitored periodically, e.g., annually for real estate properties.

Estimate of the fair value of collateral held against trade and other receivables (excluding due from related parties) as of December 31 follows:

	<u>2019</u>	<u>2018</u>
Standby letter of credits	<b>P 590,461,106</b>	P 940,522,926
Cash bond	<b>261,881,695</b>	318,976,639
Real estate mortgage	<b><u>74,192,730</u></b>	<u>68,138,850</u>
	<b><u>P 926,535,531</u></b>	<b><u>P 1,327,638,415</u></b>

The maximum credit risk exposure of financial assets is the carrying amount of the financial assets as shown in the consolidated statements of financial position or in the detailed analysis provided in the notes to the consolidated financial statements, as summarized below.

	<u>Notes</u>	<u>2019</u>	<u>2018</u>
Cash and cash equivalents	6	<b>P 9,810,770,115</b>	P 7,889,708,807
Trade and other receivables – net*	7	<b>15,617,098,103</b>	11,363,226,589
Due from related parties - net	29.4	<b>1,986,811</b>	937,904,172
Construction bond**		<b>6,727,753</b>	5,504,822
Restricted deposits	9	<b>54,462,326</b>	52,719,265
Refundable rental deposits	17	<b><u>323,634,283</u></b>	<u>289,572,937</u>
		<b><u>P25,814,679,391</u></b>	<b><u>P20,538,636,592</u></b>

\*excluding advances to suppliers and advances subject to liquidation

\*\*included as part of Others under Prepayments and Other Current Assets

(a) *Cash and Cash Equivalents and Restricted Deposits*

The credit risk for cash and cash equivalents and restricted deposits are considered negligible, since the counterparties are reputable banks with high quality external credit ratings. Included in the cash and cash equivalents are cash in banks and short-term placements which are insured by the Philippine Deposit Insurance Corp. up to a maximum coverage of P0.5 million for every depositor per banking institution.

(b) *Trade and Other Receivables and Due from Related Parties*

The Group applies simplified approach in measuring ECL which uses a lifetime expected loss allowance for all Trade and Other Receivables and Due from Related Parties. The Group's trade and other receivables and due from related parties are assessed individually or on a per customer basis.

The Group computes expected losses using internal credit ratings translated to external credit ratings [i.e. Standard & Poor's (S&P)] in order to reference/benchmark with published equivalent external cumulative loss rate. The Group's definition of Trade and Other Receivables and Due from Related Parties classification [known as Phoenix Risk Rating (PRR)] and corresponding credit risk ratings are presented in the succeeding page.

Phoenix Risk Rating (PRR)	Description		Equivalent S&P Rating	S&P Loss Rate (%)	
	Financial and Business Profiles	Other Information		2019	2018
PRR 3A	Counterparties with both very strong financial and business profiles. Lowest risk of default in the scale.	These counterparties do not have a greater-than-normal risk. The track record of the client in terms of profit is very good and exhibits highest quality under virtually all economic conditions. Probability of default is quite low and it bears some degree of stability and substance. However, client may be susceptible to cyclical changes and more concentration of business risk, by product or by market.	BBB	<b>0.13 – 0.56</b>	0.14 – 0.61
PRR 2A	Counterparties with strong financial profile and very strong business profile or vice versa.		BBB	<b>0.13 – 0.56</b>	0.14 – 0.61
PRR 1A	Counterparties with a strong to adequate financial profile and very strong to adequate business profile.		BBB	<b>0.13 – 0.56</b>	0.14 – 0.61
PRR 3B	Counterparties with a sustainable financial profile and adequate business profile.	Counterparties whose risk elements are sufficiently pronounced to withstand normal business cycles but any prolonged unfavorable economic and/or market period would create an immediate deterioration beyond acceptable levels.	BB	<b>0.57 – 1.73</b>	0.63 – 1.90
PRR 2B	Counterparties with an average financial profile and sustainable business profile.		BB	<b>0.57-1.73</b>	0.63 – 1.90
PRR 1B	Counterparties with both average financial and business profile.	Credit exposure is not at risk of loss at the moment but performance of the client has weakened and unless present trends are reversed, could lead to losses.	B	<b>3.04 – 6.36</b>	3.16 – 6.53
PRR 3C	Counterparties with an average financial profile and adequate business profile.	This rating is given to a client where repayment of the receivable, through normal course of business, may be in jeopardy due to adverse events. There exists the possibility of future losses to the institution unless given closer supervision.	B CCC/C	<b>3.04 – 6.36</b>	17.97 – 22.33
PRR 2C	Counterparties with a weak financial profile and adequate business profile.		B CCC/C	<b>3.04 – 6.36</b>	17.97 – 22.33
PRR 1C	Counterparties with a weak financial profile and sustainable business profile.	Counterparties credits or portions thereof which exhibit more severe weaknesses. This rating is given to a counterparties whose receivables or portions thereof are considered uncollectible. The collectible amount, with no collateral or which collateral is of little value, is difficult to measure and more practical to write-off than to defer even though partial recovery may be obtained in the future.	D	<b>100</b>	100
PRR D	Counterparties with a weak financial profile and average business profile.		D	<b>100</b>	100
PRR F	Counterparties with both weak financial profile and business profiles.		D	<b>100</b>	100

The credit loss allowance provided as of December 31, 2019 and 2018 are as follows:

**December 31, 2019**

Trade and Other Receivables				
PRR	S&P Rating	Loss Rate Range	Estimated Gross Carrying Amount at Default	Credit Loss Allowance
PRR 3A	BBB	0.13 – 0.56	P 5,927,361,924	P 11,701,424
PRR 2A	BBB	0.13 – 0.56	993,833,923	1,562,717
PRR 1A	BBB	0.13 – 0.56	2,934,649,883	8,014,488
PRR 3B	BB	0.57 – 1.73	2,504,670,300	13,179,051
PRR 2B	BB	0.57 – 1.73	769,745,228	3,916,005
PRR 1B	B	3.04 – 6.36	1,778,924,061	10,477,726
PRR 3C	B	3.04 – 6.36	574,105,409	22,086,150
PRR 2C	B	3.04 – 6.36	211,818,047	7,073,111
PRR 1C/D/F	D	100	577,628,510	577,628,510
			<b>P 16,272,737,285</b>	<b>P 655,639,182</b>
Due From Related Parties				
PRR	S&P Rating	Loss Rate Range	Estimated Gross Carrying Amount at Default	Credit Loss Allowance
PRR 3B	BB	0.57 – 1.73	P 2,073,627	P 86,816

**December 31, 2018**

Trade and Other Receivables				
PRR	S&P Rating	Loss Rate Range	Estimated Gross Carrying Amount at Default	Credit Loss Allowance
PRR 3A	BBB	0.14 – 0.62	P 87,378,373	P 215,228
PRR 2A	BBB	0.14 – 0.62	2,436,112,580	5,789,403
PRR 1A	BBB	0.14 – 0.62	3,376,579,304	5,932,107
PRR 3B	BB	0.63 – 1.90	3,228,077,624	21,232,653
PRR 2B	BB	0.63 – 1.90	1,569,274,748	6,774,836
PRR 1B	B	3.16 – 6.53	405,322,564	25,020,588
PRR 3C	CCC/C	17.97 – 22.33	68,521,800	13,649,151
PRR 2C	CCC/C	17.97 – 22.33	335,572,541	64,998,979
PRR 1C/D/F	D	100	490,783,183	490,783,183
			<b>P 11,997,622,717</b>	<b>P 634,396,128</b>
Due From Related Parties				
PRR	S&P Rating	Loss Rate Range	Estimated Gross Carrying Amount at Default	Credit Loss Allowance
PRR 3A	BBB	0.14 – 0.62	P 61,149,279	P 85,609
PRR 1A	BBB	0.14 – 0.62	808,510,976	1,414,100
PRR 3B	BB	0.63 – 1.90	70,152,199	408,573
			<b>P 939,812,454</b>	<b>P 1,908,282</b>

**(c) Refundable Rental Deposits**

The credit risk for refundable rental deposits is considered negligible as the Group has ongoing lease agreements with the counterparties and the latter are considered to be with sound financial condition and sufficient liquidity.



### 4.3 Liquidity Risk

The Group manages its liquidity needs by carefully monitoring scheduled debt servicing payments for long-term financial liabilities as well as cash outflows due in a day-to-day business. Liquidity needs are monitored in various time bands, on a day-to-day and week-to-week basis, as well as on the basis of a rolling 30-day projection. Long-term liquidity needs for a 6-month and one-year period are identified monthly.

The Group maintains cash and cash equivalents to meet its liquidity requirements for up to 60-day periods. Excess cash are invested in time deposits. Funding for long-term liquidity needs is additionally secured by an adequate amount of committed credit facilities and the ability to sell long-term financial assets.

As of December 31, 2019, the Group's financial liabilities (except lease liabilities – see Note 12.2) have contractual maturities, which are summarized as follows:

	Current		Non-current	
	Within 6 months	6 to 12 months	1 to 5 years	More than 5 years
Interest-bearing loans and borrowings	P30,167,954,167	P9,330,631,443	P13,628,536,145	P -
Trade and other payables (excluding tax-related payables)	793,247,218	10,744,441,389	-	-
Derivative financial liabilities	311,019,650	-	-	-
Security deposits	-	-	100,979,556	-
Customers' cylinder deposits	-	-	-	440,803,046
Cash bond	-	-	247,905,839	58,405,556
	<b><u>P31,272,221,035</u></b>	<b><u>P20,075,072,832</u></b>	<b><u>P13,977,421,540</u></b>	<b><u>P 499,208,602</u></b>

As of December 31, 2018, the Group's financial liabilities have contractual maturities, which are summarized as follows:

	Current		Non-current	
	Within 6 months	6 to 12 months	1 to 5 years	More than 5 years
Interest-bearing loans and borrowings	P21,479,255,558	P6,272,692,441	P11,302,340,399	P4,925,525,000
Trade and other payables (excluding tax-related payables)	819,565,247	6,452,331,850	-	-
Security deposits	-	-	266,616,512	-
Customers' cylinder deposits	-	-	-	276,285,588
Cash bond	-	-	-	56,702,491
	<b><u>P22,298,820,805</u></b>	<b><u>P12,725,024,291</u></b>	<b><u>P11,568,956,911</u></b>	<b><u>P5,258,513,079</u></b>

## 5. CATEGORIES, FAIR VALUE MEASUREMENTS AND DISCLOSURES AND OFFSETTING OF FINANCIAL ASSETS AND FINANCIAL LIABILITIES

### 5.1 Carrying Amounts and Fair Values by Category

The carrying amounts and fair values of the categories of financial assets and liabilities presented in the consolidated statements of financial position are presented below.

		2019		2018	
	Notes	Carrying Values	Fair Values	Carrying Values	Fair Values
<b>Financial Assets</b>					
Loans and receivables:					
Cash and cash equivalents	6	P 9,810,770,115	P 9,810,770,115	P 7,889,708,807	P 7,889,708,807
Trade and other receivables-net*	7	15,617,098,103	15,617,098,103	11,363,226,589	11,363,226,589
Due from related parties	29.4	1,986,811	1,986,811	937,904,172	937,904,172
Construction bond**	10	6,727,753	6,727,753	5,504,822	5,504,822
Restricted deposits	9	54,462,326	54,462,326	52,719,265	52,719,265
Refundable deposits	17	323,634,283	323,634,283	289,572,937	289,572,937
		<u>P 25,814,679,391</u>	<u>P 25,814,679,391</u>	<u>P 20,538,636,592</u>	<u>P 20,538,636,592</u>
<b>Financial Liabilities</b>					
Financial liabilities at FVTPL –					
Derivative financial liabilities	21	P 311,019,650	P 311,019,650	P -	P -
Financial liabilities at amortized cost:					
Interest-bearing loans and borrowings	18	49,896,188,062	48,324,629,062	39,900,007,450	36,188,613,995
Trade and other payables***	20	11,537,688,607	11,537,688,607	7,271,897,097	7,271,897,097
Lease liabilities	12	1,250,213,075	1,250,213,075	-	-
Customers' cylinder deposits	22	440,803,046	440,803,046	276,285,588	276,285,588
Security deposits	22	100,979,556	100,979,556	266,616,512	266,616,512
Cash bond deposits	22	306,311,395	306,311,395	56,702,491	56,702,491
		<u>P 63,843,203,391</u>	<u>P 62,271,644,391</u>	<u>P 47,771,509,138</u>	<u>P 44,060,115,683</u>

\* Excluding advances to suppliers and advances subject to liquidation

\*\* Included as part of Others under Prepayments and Other Current Assets

\*\*\* Excluding tax-related payables

See Notes 2.4 and 2.10 for a description of the accounting policies for each category of financial instruments. A description of the Group's risk management objectives and policies for financial instruments is provided in Note 4.

## **5.2 Fair Value Hierarchy**

In accordance with PFRS 13, *Fair Value Measurements*, the fair value of financial assets and financial liabilities and non-financial assets which are measured at fair value on a recurring or non-recurring basis and those assets and liabilities not measured at fair value but for which fair value is disclosed in accordance with other relevant PFRS, are categorized into three levels based on the significance of inputs used to measure the fair value. The fair value hierarchy has the following levels:

- Level 1: quoted prices (unadjusted) in active markets for identical assets or liabilities that an entity can access at the measurement date;
- Level 2: inputs other than quoted prices included within Level 1 that are observable for the asset or liability, either directly (i.e. as prices) or indirectly (i.e. derived from prices); and,
- Level 3: inputs for the asset or liability that are not based on observable market data (unobservable inputs).

The level within which the asset or liability is classified is determined based on the lowest level of significant input to the fair value measurement.

For purposes of determining the market value at Level 1, a market is regarded as active if quoted prices are readily and regularly available from an exchange, dealer, broker, industry group, pricing service, or regulatory agency, and those prices represent actual and regularly occurring market transactions on an arm's length basis.

For investments which do not have quoted market price, the fair value is determined by using generally acceptable pricing models and valuation techniques or by reference to the current market of another instrument which is substantially the same after taking into account the related credit risk of counterparties, or is calculated based on the expected cash flows of the underlying net asset base of the instrument.

When the Group uses valuation technique, it maximizes the use of observable market data where it is available and relies as little as possible on entity specific estimates. If all significant inputs required to determine the fair value of an instrument are observable, the instrument is included in Level 2. Otherwise, it is included in Level 3.

## **5.3 Financial Instruments Measurement at Fair Value**

In 2019, PNx SG entered into forward contracts which are not traded in active markets. These contracts have been fair valued using observable forward commodity rates corresponding to the maturity of the contracts by third party broker or banks. The effects of non-observable inputs are not significant for forward contracts.

The fair value of derivative financial liabilities amounting to P311.0 million as of December 31, 2019 is included in Level 2.

#### 5.4 Fair Value Hierarchy of Instruments Measured at Amortized Cost for which Fair Value is Disclosed

The table below summarizes the fair value hierarchy of the Group's financial assets and financial liabilities which are not measured at fair value in the consolidated statements of financial position but for which fair value is disclosed.

		2019			
	Notes	Level 1	Level 2	Level 3	Total
<b>Financial Assets</b>					
<i>Loans and receivables:</i>					
Cash and cash equivalents	6	P 9,810,770,115	P -	P -	P 9,810,770,115
Trade and other receivables	7	-	-	15,617,098,103	15,617,098,103
Due from related parties	29.4	-	-	1,986,811	1,986,811
Construction bond	10	-	-	6,727,753	6,727,753
Restricted deposits	9	54,462,326	-	-	54,462,326
Refundable deposits	17	-	-	323,634,283	323,634,283
		<b><u>P 9,865,232,441</u></b>	<b><u>P -</u></b>	<b><u>P 15,949,446,950</u></b>	<b><u>P 25,814,679,391</u></b>
<b>Financial Liabilities</b>					
<i>Financial liabilities at amortized cost:</i>					
Interest-bearing loans and other borrowings	18	P -	P -	P 48,324,629,062	P 48,324,629,062
Trade and other payables	20	-	-	11,537,688,607	11,537,688,607
Lease liabilities	12	-	-	1,250,213,075	1,250,213,075
Customers' cylinder deposits	22	-	-	440,803,046	440,803,046
Security deposits	22	-	-	100,979,556	100,979,556
Cash bond deposits	22	-	-	306,311,395	306,311,395
		<b><u>P -</u></b>	<b><u>P -</u></b>	<b><u>P 61,960,624,741</u></b>	<b><u>P 61,960,624,741</u></b>
		2018			
	Notes	Level 1	Level 2	Level 3	Total
<b>Financial Assets</b>					
<i>Loans and receivables:</i>					
Cash and cash equivalents	6	P 7,889,708,807	P -	P -	P 7,889,708,807
Trade and other receivables	7	-	-	11,363,226,589	11,363,226,589
Due from related parties	29.4	-	-	937,904,172	937,904,172
Construction bond	10	-	-	5,504,822	5,504,822
Restricted deposits	9	52,719,265	-	-	52,719,265
Refundable deposits	17	-	-	289,572,937	289,572,937
		<b><u>P 7,942,428,072</u></b>	<b><u>P -</u></b>	<b><u>P 12,596,208,520</u></b>	<b><u>P 20,538,636,592</u></b>
<b>Financial Liabilities</b>					
<i>Financial liabilities at amortized cost:</i>					
Interest-bearing loans and other borrowings	18	P -	P -	P 36,188,613,995	P 36,188,613,995
Trade and other payables	20	-	-	7,271,897,097	7,271,897,097
Customers' cylinder deposits	22	-	-	276,285,588	276,285,588
Security deposits	22	-	-	266,616,512	266,616,512
Cash bond deposits	22	-	-	56,702,491	56,702,491
		<b><u>P -</u></b>	<b><u>P -</u></b>	<b><u>P 44,060,115,683</u></b>	<b><u>P 44,060,115,683</u></b>

For financial assets with fair value included in Level 1, management considers that the carrying amount of this short-term financial instrument approximates their fair values.

## 5.5 Fair Value Measurement for Non-financial Assets

The fair values of the Group's parcels of land, included as part of Property, Plant and Equipment and Investment Properties accounts, were determined based on the appraisal reports of Asian Appraisal Company, Inc. and Cuervo Appraisers, Inc., respectively, who are professional and independent appraisers with appropriate qualifications and recent experience in the valuation of similar properties in the relevant locations. To some extent, the valuation process was conducted by the appraisers in discussion with the Group's management with respect to the determination of the inputs such as the size, age, and condition of the properties. In estimating the fair value of these properties, management takes into account the market participant's ability to generate economic benefits by using the assets in their highest and best use. Based on management assessment, the best use of the Group's non-financial assets indicated above is their current use.

The Level 3 fair value of the parcels of land for both recognized under property, plant and equipment and investment properties was derived using the market comparable approach that reflects the recent transaction prices for similar properties in nearby locations adjusted for differences in key attributes such as property size, zoning, and accessibility. The most significant input into this valuation approach is the price per square meter; hence, the higher the price per square meter, the higher the fair value.

These properties were revalued in 2018 due to the change in the Group's accounting policy. The reconciliation of the carrying amount of investment properties is presented in Note 16.

## 5.6 Offsetting of Financial Assets and Financial Liabilities

The following financial assets with net amounts presented in the consolidated statements of financial position are subject to offsetting, enforceable master netting arrangements and similar agreements:

December 31, 2019						
Gross amounts recognized in the consolidated statement of financial position		Net amount presented in the consolidated statement of financial position	Related amounts not set-off in the consolidated statement of financial position			
Financial assets	Financial liabilities set-off		Financial instruments	Cash collateral received	Net amount	
Trade and other receivables*	P 15,617,098,103	P -	P 15,617,098,103	P -	(P 261,881,695)	P 15,355,216,408
Derivative financial asset	1,707,218	( 1,707,218)	-	-	-	-
Restricted deposits	54,462,326	-	54,462,326	( 54,462,326)	-	-
Total	<u>P 15,673,267,647</u>	<u>( P 1,707,218)</u>	<u>P 15,671,560,429</u>	<u>( P 54,462,326)</u>	<u>( P 261,881,695)</u>	<u>P 15,355,216,408</u>

December 31, 2018						
Gross amounts recognized in the consolidated statement of financial position		Net amount presented in the consolidated statement of financial position	Related amounts not set-off in the consolidated statement of financial position			
Financial assets	Financial liabilities set-off		Financial instruments	Cash collateral received	Net amount	
Trade and other receivables*	P 11,498,383,599	(P 135,157,010)	P 11,363,226,589	P -	(P 318,976,639)	P 11,044,249,950
Restricted deposits	52,719,265	-	52,719,265	( 52,719,265 )	-	-
Total	<u>P 11,551,102,864</u>	<u>( P 135,157,010)</u>	<u>P 11,415,945,854</u>	<u>( P 52,719,265)</u>	<u>( P 318,976,639)</u>	<u>P 11,044,249,950</u>

\* Excluding advances to suppliers and advances subject to liquidation

The following financial liabilities with net amounts presented in the consolidated statements of financial position are subject to offsetting, enforceable master netting arrangements and similar agreements:

December 31, 2019						
Gross amounts recognized in the consolidated statement of financial position		Net amount presented in the consolidated statement of financial position	Related amounts not set-off in the consolidated statement of financial position			
Financial liabilities	Financial assets set-off		Financial instruments	Cash collateral received	Net amount	
Interest-bearing loans and borrowings	P 49,896,188,062	P -	P 49,896,188,062 (P 54,462,326 )	P -	P 49,841,725,736	
Derivative financial liabilities	312,726,868 ( 1,707,218 )	311,019,650 ( 311,019,650 )	-	-	-	
Security deposits	100,979,556 -	100,979,556 -	( 100,979,556 )	-	-	
Cash bond deposits	306,311,395 -	306,311,395 -	( 306,311,395 )	-	-	
Total	<u>P 50,616,205,881</u>	<u>( P 1,707,218 )</u>	<u>P 50,614,498,663 (P 365,481,976 )</u>	<u>(P 407,290,951 )</u>	<u>P 49,841,725,736</u>	

December 31, 2018						
Gross amounts recognized in the consolidated statement of financial position		Net amount presented in the consolidated statement of financial position	Related amounts not set-off in the consolidated statement of financial position			
Financial liabilities	Financial assets set-off		Financial instruments	Cash collateral received	Net amount	
Interest-bearing loans and borrowings	P 39,900,007,450	P -	P 39,900,007,450 (P 52,719,265 )	P -	P 39,847,288,185	
Trade and other payables **	7,569,996,262 ( 135,157,010)	7,434,839,252	-	-	7,434,839,252	
Security deposits	266,616,512 -	266,616,512 -	( 266,616,512 )	-	-	
Cash bond deposits	56,702,491 -	56,702,491 -	( 56,702,491 )	-	-	
Total	<u>P 47,793,322,715</u>	<u>( P 135,157,010)</u>	<u>P 47,658,165,705 (P 52,719,265 )</u>	<u>(P 323,319,003 )</u>	<u>P 47,282,127,437</u>	

\*\* Excluding tax-related payables

For financial assets and liabilities subject to enforceable master netting arrangements or similar arrangements presented above, each agreement between the Group and counterparties allows for net settlement of the relevant financial assets and liabilities when both elect to settle on a net basis. In the absence of such an election, financial assets and liabilities will be settled on a gross basis, however, each party to the master netting agreement or similar agreement will have the option to settle all such amounts on a net basis in the event of default of the other party.

## 6. CASH AND CASH EQUIVALENTS

Cash and cash equivalents include the following components as of December 31:

	2019	2018
Cash in banks	P 7,618,074,475	P 7,728,117,276
Cash on hand	4,299,652	4,082,617
Revolving fund	20,663,842	16,968,918
Short-term placements	<u>2,167,732,146</u>	<u>140,539,996</u>
	<u>P 9,810,770,115</u>	<u>P 7,889,708,807</u>

Cash in banks generally earn interest based on daily bank deposit rates ranging from 0.10% to 2.50% per annum in all years presented. Short-term placements are made for varying periods ranging from 7 to 90 days and earn effective interest ranging from 0.25% to 1.00% per annum in all years presented. Interest income earned amounted to P30.0 million, P27.2 million and P15.7 million in 2019, 2018 and 2017, respectively, and is included as part of Finance income under Other Charges (Income) in the consolidated statements of comprehensive income (see Note 25.2).

The balances of cash in banks as of December 31, 2019 and 2018 exclude restricted time deposits totalling to P54.5 million and P52.7 million, respectively, which are shown as Restricted Deposits account (see Note 9) in the consolidated statements of financial position. Such amounts are not available for the general use of the Group under the trust receipt agreements (see Notes 9 and 18.1).

## 7. TRADE AND OTHER RECEIVABLES

This account is composed of the following:

	<u>Note</u>	<u>2019</u>	<u>2018</u>
Trade receivables:			
Third parties		<b>P 6,658,095,101</b>	P 8,367,158,668
Related parties	29.1	<b><u>4,207,636,773</u></b>	<u>1,851,415,359</u>
		<b><u>10,865,731,874</u></b>	<u>10,218,574,027</u>
Advances to suppliers:			
Third parties		<b>244,674,156</b>	925,791,098
Related parties	29.2, 29.3	<b><u>30,811,857</u></b>	<u>2,692,341,658</u>
		<b><u>275,486,013</u></b>	<u>3,618,132,756</u>
Non-trade receivables:			
Third parties		<b>2,588,845,585</b>	698,518,436
Related parties	29.6, 29.9, 29.10	<b><u>2,795,715,925</u></b>	<u>1,045,301,862</u>
		<b><u>5,384,561,510</u></b>	<u>1,743,820,298</u>
Advances subject to liquidation		<b><u>80,549,850</u></b>	<u>49,355,359</u>
Other receivables		<b><u>22,443,901</u></b>	<u>35,228,392</u>
		<b>16,628,773,148</b>	15,665,110,832
Allowance for impairment		<b><u>( 655,639,182)</u></b>	<u>( 634,396,128)</u>
		<b><u>P 15,973,133,966</u></b>	<u>P 15,030,714,704</u>

Trade and other receivables generally do not bear any interest. All receivables are subject to credit risk (see Note 4.2).

PLPI entered into deferred payment agreement (DPA) with customers that are unable to pay their due and outstanding payable to PLPI. PLPI agreed to collect, inclusive of interest, through instalments as stated in the terms and conditions of the agreement. As of December 31, 2019 and 2018, the balances of receivables under DPA amounted to P105.8 million and P47.5 million, respectively, and is presented as part of Trade Receivables – Third Parties in the Trade and Other Receivables account in the 2019 and 2018 consolidated statements of financial position. There are no non-current trade receivables as of those years.

The parties have agreed to enter into the DPA for the full and final settlement of the debt subject to the following terms and conditions enumerated below:

- i) Customer promises to pay PLPI through monthly instalment payment and by way of post-dated checks;
- ii) The customer shall undertake to make full and final settlement of the remaining outstanding amount of the debt in the event that the customer obtains any financial assistance from any banks and/or financial institutions to finance its business operation. The entire remaining outstanding amount of the debt shall become immediately due without further demand, formal or informal advice in the event any of the monthly instalments are not received by the PLPI on or before the due date;
- iii) Should PLPI be compelled to institute extra-judicial foreclosure of the collateral and/or judicial actions to foreclose or collect unpaid amounts, the customer shall be liable for the costs and fees incurred by PLPI in the preparation, monitoring and enforcement of the DPA, as well as costs and fees incurred by the PLPI on account filing and prosecution and enforcement of any judicial foreclosures, extra-judicial foreclosures, and collection suits; and,
- iv) The customer further agrees that in the event it fails to pay any of the monthly instalments, then PLPI shall be at liberty to recover the same through the process of court, in which event all costs and expenses incurred by the PLPI including the legal costs on a solicitor and client basis shall be solely borne by them.

Impairment losses amounting to P29.9 million, P68.5 million and P50.3 million in 2019, 2018 and 2017, respectively, are presented as part of Selling and Administrative Expenses in the consolidated statements of comprehensive income (see Note 24). Recovery of bad debts are presented as part of Others under Other Income (Charges) in the consolidated statements of comprehensive income.

A reconciliation of the allowance for impairment at the beginning and end of 2019 and 2018 is shown below.

	<u>Notes</u>	<u>2019</u>	<u>2018</u>
Balance at beginning of year, as previously reported		<b>P 634,396,128</b>	P 585,853,177
Business combination	1.4	<b>2,006,443</b>	-
Impairment loss for the year	24	<b>29,852,136</b>	68,465,111
Written-off during the year		<b>( 6,853,066)</b>	( 17,153,577)
Recovery of bad debts		<b>( 3,762,459)</b>	( 2,768,583)
Balance at end of year	4.2	<b><u>P 655,639,182</u></b>	<b><u>P 634,396,128</u></b>

The written-off accounts are not subject to any enforcement activity, nor the Group expects any collections from these accounts.



## 8. INVENTORIES

The breakdown of inventories are as follows:

	<u>Note</u>	<u>2019</u>	<u>2018</u>
At cost:			
Fuels and by-products		<b>P 11,007,891,911</b>	P 10,303,317,190
Lubricants		<b>302,533,668</b>	427,496,011
Merchandise		<b>192,832,067</b>	185,837,405
LPG		<b>62,167,181</b>	157,495,582
Others		<b>114,192,078</b>	61,348,098
	23.2	<b><u>P 11,679,616,905</u></b>	<u>P 11,135,494,286</u>

Under the terms of agreements covering the liabilities under trust receipts, inventories with carrying amount of P4,554.2 million and P3,045.6 million as of December 31, 2019 and 2018, respectively, have been released to the Group in trust for by the bank. The Group is accountable to the bank for the trusted inventories or their sales proceeds (see Note 18.1).

There were no inventory write-down in 2019 and 2018.

An analysis of the cost of inventories included in the cost of fuels, lubricants, LPG and merchandise sold in each year is presented in Note 23.2.

## 9. RESTRICTED DEPOSITS

This account pertains to the time deposits that are used as securities for various short-term credit facilities and trust receipts covered by hold-out agreements (see Notes 6 and 18.1) amounting to P54.4 million and P52.7 million as of December 31, 2019 and 2018, respectively. As such, these are restricted as to withdrawals. The proceeds from availment of the banking credit facilities and trust receipts by the Group are used for the purpose of purchasing fuel and lubricant supplies. Interest rates for this type of deposit range from 0.80% to 3.68% per annum for 2019, 2018 and 2017. Interest income earned from restricted deposits amounted to P2.2 million, P1.4 million and P0.1 million in 2019, 2018 and 2017, respectively, and is included as part of Finance Income in the consolidated statements of comprehensive income (see Note 25.2).

## 10. PREPAYMENTS AND OTHER CURRENT ASSETS

The composition of this account as of December 31 is shown below.

	<u>Note</u>	<u>2019</u>	<u>2018</u>
Prepayments	29.3	<b>P 1,284,786,937</b>	P 388,805,646
Creditable withholding tax		<b>327,562,434</b>	124,698,086
Supplies		<b>251,942,783</b>	165,373,021
Others		<b>67,244,244</b>	16,822,026
		<b><u>P 1,931,536,398</u></b>	<u>P 695,698,779</u>

## 11. PROPERTY, PLANT AND EQUIPMENT

The gross carrying amounts and accumulated depreciation and amortization of property, plant and equipment at the beginning and end of 2019 and 2018 are shown below.

		<b>Buildings, Depot, Plant and Pier Facilities</b>	<b>Leasehold and Land Improvements</b>	<b>Gasoline and LPG Station Equipment</b>	<b>LPG Cylinders</b>	<b>Office Furniture and Equipment</b>	<b>Hauling and Heavy Equipment</b>	<b>Transportation and Other Equipment</b>	<b>Vessel</b>	<b>Land</b>	<b>Construction in Progress</b>	<b>Total</b>
December 31, 2019												
Cost or revalued amount	P	12,181,134,379	P 496,662,161	P 5,457,947,630	P 2,667,783,519	P 612,216,937	P 745,062,041	P 109,570,369	P 640,281,212	P 4,175,292,743	P 8,145,925,569	P 35,231,876,560
Accumulated depreciation, amortization and impairment	(	3,390,613,448)	( 299,091,098)	( 2,219,054,981)	( 946,000,750)	( 315,980,888)	( 553,117,590)	( 84,496,535)	( 44,656,370)	-	-	( 7,853,011,660)
Net carrying amount	<b><u>P</u></b>	<b><u>8,790,520,931</u></b>	<b><u>P 197,571,063</u></b>	<b><u>P 3,238,892,649</u></b>	<b><u>P 1,721,782,769</u></b>	<b><u>P 296,236,049</u></b>	<b><u>P 191,944,451</u></b>	<b><u>P 25,073,834</u></b>	<b><u>P 595,624,842</u></b>	<b><u>P 4,175,292,743</u></b>	<b><u>P 8,145,925,569</u></b>	<b><u>P 27,378,864,900</u></b>
December 31, 2018												
Cost or revalued amount	P	8,755,732,757	P 559,063,602	P 4,916,628,325	P 2,065,608,639	P 504,464,581	P 739,542,684	P 71,943,639	P -	P 3,836,203,184	P 3,323,038,453	P 24,772,225,864
Accumulated depreciation, amortization and impairment	(	2,202,616,943)	( 269,784,374)	( 1,886,469,891)	( 860,115,301)	( 259,737,242)	( 519,693,346)	( 57,814,262)	-	-	-	( 6,056,231,359)
Net carrying amount	<b><u>P</u></b>	<b><u>6,553,115,814</u></b>	<b><u>P 289,279,228</u></b>	<b><u>P 3,030,158,434</u></b>	<b><u>P 1,205,493,338</u></b>	<b><u>P 244,727,339</u></b>	<b><u>P 219,849,338</u></b>	<b><u>P 14,129,377</u></b>	<b><u>P -</u></b>	<b><u>P 3,836,203,184</u></b>	<b><u>P 3,323,038,453</u></b>	<b><u>P 18,715,994,505</u></b>
January 1, 2018												
Cost	P	7,938,264,335	P 278,440,237	P 4,307,161,317	P 1,725,126,080	P 176,628,000	P 723,956,478	P 60,325,908	P -	P 2,431,765,273	P 761,915,936	P 18,403,583,564
Accumulated depreciation, amortization, and impairment	(	1,853,643,912)	( 172,468,591)	( 1,547,282,631)	( 776,460,696)	( 106,368,564)	( 491,547,359)	( 55,832,003)	-	-	-	( 5,003,603,756)
Net carrying amount	<b><u>P</u></b>	<b><u>6,084,620,423</u></b>	<b><u>P 105,971,646</u></b>	<b><u>P 2,759,878,686</u></b>	<b><u>P 948,665,384</u></b>	<b><u>P 70,259,436</u></b>	<b><u>P 232,409,119</u></b>	<b><u>P 4,493,905</u></b>	<b><u>P -</u></b>	<b><u>P 2,431,765,273</u></b>	<b><u>P 761,915,936</u></b>	<b><u>P 13,399,979,808</u></b>

A reconciliation of the carrying amounts at the beginning and end of 2019 and 2018 of property, plant and equipment is shown below and in the succeeding page.

	<b><u>Buildings, Depot, Plant and Pier Facilities</u></b>	<b><u>Leasehold and Land Improvements</u></b>	<b><u>Gasoline and LPG Station Equipment</u></b>	<b><u>LPG Cylinders</u></b>	<b><u>Office Furniture and Equipment</u></b>	<b><u>Hauling and Heavy Equipment</u></b>	<b><u>Transportation and Other Equipment</u></b>	<b><u>Vessel</u></b>	<b><u>Land</u></b>	<b><u>Construction in Progress</u></b>	<b><u>Total</u></b>
Balance at January 1, 2019 net of accumulated depreciation and amortization	P 6,553,115,814	P 289,279,228	P 3,030,158,434	P 1,205,493,338	P 244,727,339	P 219,849,338	P 14,129,377	P -	P 3,836,203,184	P 3,323,038,453	P18,715,994,505
Business combination - cost (see Note 1.4)	1,678,969,767	-	-	-	945,208	-	36,967,761	-	-	-	1,716,882,736
Business combination - accumulated depreciation (see Note 1.4)	( 741,705,185)	-	-	-	( 892,523)	-	( 21,974,135)	-	-	-	( 764,571,843)
Additions	285,906,315	12,809,729	121,868,306	602,174,880	118,626,421	121,536,635	658,969	659,106,000	278,714,587	6,751,688,501	8,953,090,343
Revaluation increments	-	-	-	-	-	-	-	-	145,379,972	-	145,379,972
Transfers (see Notes 13 and 16)	1,461,824,869	87,457	444,898,242	-	234,161	2,270,673	-	-	( 85,005,000)	( 1,910,278,156)	( 85,967,754)
Cost of asset disposed	( 3,617,682)	( 74,376,474)	( 21,719,057)	-	( 12,948,513)	( 136,126,180)	-	-	-	-	( 248,787,906)
Accumulated depreciation of asset disposed	3,591,822	22,788,852	38,381,073	-	10,706,062	89,231,178	-	-	-	-	164,698,987
Depreciation and amortization charges for the year	( 449,883,142)	( 52,095,576)	( 370,966,163)	( 85,885,449)	( 66,057,185)	( 122,655,422)	( 4,708,138)	( 44,656,370)	-	-	( 1,196,907,445)
Reclassification	4,028,186	-	( 3,728,186)	-	385,000	17,838,229	-	-	-	( 18,523,229)	-
Translation adjustment	( 1,709,833)	( 922,153)	-	-	510,079	-	-	( 18,824,788)	-	-	( 20,946,695)
Balance at December 31, 2019 net of accumulated depreciation and amortization	<b><u>P 8,790,520,931</u></b>	<b><u>P 197,571,063</u></b>	<b><u>P 3,238,892,649</u></b>	<b><u>P 1,721,782,769</u></b>	<b><u>P 296,236,049</u></b>	<b><u>P 191,944,451</u></b>	<b><u>P 25,073,834</u></b>	<b><u>P 595,624,842</u></b>	<b><u>P 4,175,292,743</u></b>	<b><u>P 8,145,925,569</u></b>	<b><u>P27,378,864,900</u></b>

	Buildings, Depot, Plant and Pier Facilities	Leasehold and Land Improvements	Gasoline and LPG Station Equipment	LPG Cylinders	Office Furniture and Equipment	Hauling and Heavy Equipment	Transportation and Other Equipment	Land	Construction in Progress	Total
Balance at January 1, 2018 net of accumulated depreciation and amortization	P 6,084,620,423	P 105,971,646	P2,759,878,686	P 948,665,384	P 70,259,436	P 232,409,119	P 4,493,905	P 2,431,765,273	P 761,915,936	P 13,399,979,808
Business combination - cost (see Note 1.4)	-	209,860,851	-	-	330,791,968	-	4,361,691	-	5,176,388	550,190,898
Business combination - accumulated depreciation (see Note 1.4)	-	( 65,849,711)	-	-	( 111,527,344)	-	( 2,673,486)	-	-	( 180,050,541)
Additions	1,038,828,696	60,964,354	96,270,515	393,588,977	6,418,615	33,809,407	11,494,707	184,591,868	2,953,396,335	4,779,363,474
Revaluation increments	-	-	-	-	-	-	-	1,219,846,043	-	1,219,846,043
Transfers (see Note 13)	( 221,360,274)	27,229,763	585,048,375	( 47,135,953)	2,542,575	44,072,911	-	-	( 397,450,206)	( 7,052,809)
Cost of asset disposed	-	( 17,680,364)	( 71,851,882)	( 5,970,465)	( 12,195,514)	( 62,296,112)	( 4,238,667)	-	-	( 174,233,004)
Accumulated depreciation of asset disposed	-	4,709,356	66,892,056	3,942,624	10,550,372	62,296,112	4,230,176	-	-	152,620,696
Depreciation and amortization charges for the year	( 348,973,031)	( 36,175,428)	( 406,079,316)	( 63,306,743)	( 52,391,706)	( 90,442,099)	( 3,538,949)	-	-	( 1,000,907,272)
Provision for loss on lost cylinders	-	-	-	( 24,290,486)	-	-	-	-	-	( 24,290,486)
Translation adjustment	-	248,761	-	-	278,937	-	-	-	-	527,698
Balance at December 31, 2018 net of accumulated depreciation and amortization	<u>P 6,553,115,814</u>	<u>P 289,279,228</u>	<u>P 3,030,158,434</u>	<u>P 1,205,493,338</u>	<u>P 244,727,339</u>	<u>P 219,849,338</u>	<u>P 14,129,377</u>	<u>P 3,836,203,184</u>	<u>P 3,323,038,453</u>	<u>P 18,715,994,505</u>

### 11.1 Borrowing Costs

Construction in progress includes accumulated costs incurred on the various depot facilities and retail stations being constructed as part of the Group's expansion program, including capitalized borrowing costs of P695.7 million, P261.6 million and P19.7 million in 2019, 2018 and 2017, respectively (see Note 18.5), representing the actual borrowing costs incurred on loans obtained to fund the construction of depot facilities and retail stations. The average capitalization rate used was 8.50% in both 2019 and 2018.

### 11.2 Depreciation and Amortization

The Group retired in its books fully-depreciated transportation equipment with a total cost of P39.5 million and P21.6 million in 2019 and 2018, respectively. As of December 2019 and 2018, the cost of fully-depreciated assets that are still being used in the Group's operations amounted to P1,520.0 million and P987.4 million, respectively.

The amount of depreciation and amortization is allocated as follows:

	Notes	2019	2018	2017
Cost of sales and services	23.2	P 65,183,757	P 63,306,743	P 23,964,493
Selling and administrative expenses		<u>1,131,723,688</u>	<u>937,600,529</u>	<u>796,288,042</u>
	24	<u>P 1,196,907,445</u>	<u>P 1,000,907,272</u>	<u>P 820,252,535</u>

### 11.3 Fair Value of Land

The Group's parcels of land are stated at their revalued amounts as of December 31, 2019 and 2018, being the fair value at December 31, 2019 and 2018, the date of appraisal reports, less any subsequent impairment losses. The revaluation surplus, net of applicable deferred income taxes, is presented as part of the Revaluation Reserves account in the equity section of the 2019 and 2018 consolidated statement of financial position.

The information on the fair value measurement and disclosures related to the revalued parcels of land are presented in Note 5.5.

If the parcels of land were carried at cost model as of December 31, 2019 and 2018, the cost would be P2,891.0 million and P2,616.4 million, respectively.

## 12. LEASES

The Group has leases for land where stations are built, store premises, office and warehouse. With the exception of short-term leases and leases of low-value underlying assets, each lease is reflected in the consolidated statement of financial position as a right-of-use asset and a lease liability.

Each lease generally imposes a restriction that, unless there is a contractual right for the Group to sublet the asset to another party, the right-of-use asset can only be used by the Group. Leases are either non-cancellable or may only be cancelled by incurring a substantive termination fee. Some leases contain an option to purchase the underlying lease asset outright at the end of the lease, or to extend the lease for a further term. The Group is prohibited from selling or pledging the underlying leased assets as security. For leases over store premises, warehouses and offices, the Group must keep those properties in a good state of repair and return the properties in their original condition at the end of the lease. Further, the Group must insure the leased assets and incur maintenance fees on such items in accordance with the lease contracts.

The table below describes the nature of the Group's leasing activities by type of right-of-use asset recognized in the consolidated statement of financial position.

	<u>Land</u>	<u>Vessel</u>	<u>Office</u>	<u>Warehouse</u>	<u>Store Premises</u>
Number of right-of-use assets leased	60	1	1	1	34
Range of remaining term	5 to 20 years	1.4 years	4 years	12 years	1 to 14 years
Average remaining lease term	15 years	1.4 years	4 years	12 years	2.7 years
Number of leases					
with extension options	-	1	1	-	-
Number of leases					
with options to purchase	60	-	-	1	-
Number of leases					
with termination options	60	-	-	1	-

### 12.1 Right-of-use Assets

The carrying amounts of the Group's right-of-use assets as at December 31, 2019 and the movements during the period are shown below.

	<u>Note</u>	<u>Land</u>	<u>Vessel</u>	<u>Office</u>	<u>Warehouse</u>	<u>Store Premises</u>	<u>Total</u>
Balance at beginning of year		P 731,258,664	P -	P -	P 54,362,449	P 131,781,933	P 917,403,046
Additions		-	160,865,014	38,511,700	-	203,714,208	403,090,922
Depreciation and amortization	24	( 56,138,590)	( 58,445,602)	( 3,775,657)	( 4,530,204)	( 54,877,771)	( 177,767,824)
Balance at the end of year		<u>P 675,120,074</u>	<u>P 102,419,412</u>	<u>P 34,736,043</u>	<u>P 49,832,245</u>	<u>P 280,618,370</u>	<u>P 1,142,726,144</u>

### 12.2 Lease Liabilities

Lease liabilities are presented in the consolidated statement of financial position as at December 31, 2019 as follows:

Current	P 153,360,799
Non-current	<u>1,096,852,276</u>
	<b><u>P 1,250,213,075</u></b>

Additional information on the lease liabilities and amounts in respect of possible future lease extension options not recognized as a liability are as follows:

	<u>Land</u>	<u>Vessel</u>	<u>Office</u>	<u>Warehouse</u>	<u>Store Premises</u>	<u>Total</u>
Lease liabilities	P 763,540,488	P 104,324,743	P 35,321,355	P 51,533,976	P 295,492,513	P 1,250,213,075
Number of leases with an extension option that is not considered reasonably certain of exercise	-	-	1	-	-	
Additional lease liabilities that would be incurred were it to become reasonably certain that the extension option would be exercised	P -	P 130,456,106	P -	P -	P -	P 130,456,106

The use of extension and termination options gives the Group added flexibility in the event it has identified more suitable premises in terms of cost and/or location or determined that it is advantageous to remain in a location beyond the original lease term. An option is only exercised when consistent with the Group's regional markets strategy and the economic benefits of exercising the option exceeds the expected overall cost.

The Group has pre-termination options on leases of land and warehouse. The termination is at the option of the Group without any need of judicial action. The Group is not subject to any penalties, should the Group exercise pre-termination of the lease.

As at December 31, 2019, the Group is not committed to leases which had not commenced.

The undiscounted maturity analysis of lease liabilities at December 31, 2019 is as follows :

	Within 1 year	1 to 2 years	2 to 3 years	3 to 4 years	4 to 5 years	5 to 10 years	10 to 20 years	Total
Lease payments	P 236,158,942	P 189,678,175	P 143,059,687	P 141,063,606	P 126,927,824	P 645,284,061	P 448,568,943	P 1,930,741,238
Finance charges	( 88,071,133)	( 81,207,710)	( 75,000,812)	( 69,903,931)	( 64,788,303)	( 238,731,166)	( 62,825,108)	( 680,528,163)
Net present values	<u>P 148,087,809</u>	<u>P 108,470,465</u>	<u>P 68,058,875</u>	<u>P 71,159,675</u>	<u>P 62,139,521</u>	<u>P 406,552,895</u>	<u>P 385,743,835</u>	<u>P 1,250,213,075</u>

### 12.3 Lease Payments Not Recognized as Liabilities

The Group has elected not to recognize a lease liability for short-term leases or for leases of low value assets. Payments made under such leases are expensed on a straight-line basis.

The expenses relating to short-term leases and low-value assets amounted to P639.7 million and P7.2 million, respectively, and are presented as part of Rent under Selling and administrative expenses in the 2019 consolidated statement of comprehensive income (see Note 24).

At December 31, 2019, the Group is committed to short-term leases, and the total commitment at that date is P367.1 million.

### 12.4 Additional Profit or Loss and Cash Flow Information

The total cash outflow in respect of leases amounted to P203.6 million in 2019. Interest expense in relation to lease liabilities amounted to P81.0 million and is presented as part of Finance costs under Other charges (income) in the 2019 consolidated statement of comprehensive income (see Note 25.1).

## 13. INTANGIBLE ASSETS

The gross carrying amounts and accumulated amortization of intangible assets at the beginning and end of 2019 and 2018 are shown below.

	Basketball Franchise	Store Franchise	Computer Software Licenses	Software Development Cost	Others	Total
December 31, 2019						
Cost	P 176,861,660	P 42,028,644	P 261,155,875	P 73,180,177	P 1,585,143	P 554,811,499
Accumulated amortization	-	( 23,566,961)	( 193,260,263)	( 27,598,071)	( 108,288)	( 244,533,583)
Net carrying amount	<u>P 176,861,660</u>	<u>P 18,461,683</u>	<u>P 67,895,612</u>	<u>P 45,582,106</u>	<u>P 1,476,855</u>	<u>P 310,277,916</u>
December 31, 2018						
Cost	P 176,861,660	P 42,028,644	P 244,288,416	P 47,571,271	P 1,334,093	P 512,084,084
Accumulated amortization	-	( 19,675,619)	( 150,259,211)	( 13,986,616)	( 108,288)	( 184,029,734)
Net carrying amount	<u>P 176,861,660</u>	<u>P 22,353,025</u>	<u>P 94,029,205</u>	<u>P 33,584,655</u>	<u>P 1,225,805</u>	<u>P 328,054,350</u>
January 1, 2018						
Cost	P 176,861,660	-	P 216,578,945	P 9,638,891	P 1,262,393	P 404,341,889
Accumulated amortization	-	-	( 101,764,923)	( 7,118,724)	-	( 108,883,647)
Net carrying amount	<u>P 176,861,660</u>	<u>P -</u>	<u>P 114,814,022</u>	<u>P 2,520,167</u>	<u>P 1,262,393</u>	<u>P 295,458,242</u>

A reconciliation of the carrying amounts of intangible assets at the beginning and end of 2019 and 2018 are shown below.

		<b>Basketball Franchise</b>	<b>Store Franchise</b>	<b>Computer Software Licenses</b>	<b>Software Development Cost</b>	<b>Others</b>	<b>Total</b>
Balance at January 1, 2019, net of accumulated amortization	P	176,861,660	P 22,353,025	P 94,029,205	P 33,584,655	P 1,225,805	P 328,054,350
Additions		-	-	17,404,689	25,676,946	251,050	43,332,685
Transfers from property, plant, and equipment (see Note 11)		-	-	-	962,754	-	962,754
Amortization expense for the year		-	( 3,891,342)	( 43,001,052)	( 14,642,249)	-	( 61,534,643)
Reclassification/ adjustment		-	-	( 537,230)	-	-	( 537,230)
Balance at December 31, 2019, Net of accumulated amortization	<b>P</b>	<b><u>176,861,660</u></b>	<b>P <u>18,461,683</u></b>	<b>P <u>67,895,612</u></b>	<b>P <u>45,582,106</u></b>	<b>P <u>1,476,855</u></b>	<b>P <u>310,277,916</u></b>
Balance at January 1, 2018, net of accumulated amortization	P	176,861,660	P -	P 114,814,022	P 2,520,167	P 1,262,393	P 295,458,242
Business combination -cost (see Note 1.4)		-	41,078,000	-	402,438	-	41,480,438
Business combination -accumulated amortization		-	( 19,675,619)	-	( 328,499)	-	( 20,004,118)
Additions		-	950,644	26,563,038	30,477,133	71,700	58,062,515
Transfers from property, plant, and equipment (see Note 11)		-	-	-	7,052,809	-	7,052,809
Amortization expense for the year		-	-	( 48,494,288)	( 6,539,393)	( 108,288)	( 55,141,969)
Reclassification/ adjustment		-	-	1,146,433	-	-	1,146,433
Balance at December 31, 2018, Net of accumulated amortization	<b>P</b>	<b><u>176,861,660</u></b>	<b>P <u>22,353,025</u></b>	<b>P <u>94,029,205</u></b>	<b>P <u>33,584,655</u></b>	<b>P <u>1,225,805</u></b>	<b>P <u>328,054,350</u></b>

Store franchise was acquired as a result of business combination in 2018 [see Notes 1.4(b) and 33.5].

## 14. INVESTMENTS IN JOINT VENTURES

### 14.1 Joint Venture of the Parent Company

The Parent Company has entered into a joint venture (JV) agreement with TIPCO Asphalt Public Company Limited (TIPCO Asphalt) and certain individual to set-up and incorporate a JV company – Phoenix Asphalt Philippines, Inc. (PAPI). The JV company – PAPI was incorporated on March 23, 2018 primarily to import, store, manufacture, sell, market, distribute bitumen, bitumen-related products and such other by-products of crude oil and such other petroleum products including the operation of terminals and depots. PAPI started commercial operations in 2019.

Under the JV agreement, PAPI's authorized share capital is P275.0 million divided into 275.0 million shares with par value of P1 per share. The Parent Company owns P110.0 million shares or 40.00% of the outstanding capital stock of PAPI. The JV has no restrictions as to transfer of funds in the forms of cash dividend, or to pay advances made by PAPI. Moreover, the Parent Company shall be responsible to enter into a lease agreement for land identified as part of a certain industrial park in Batangas for the construction of terminal at fair rental value, and to cause to provide a minimum of 20 to 30 years' access rights to the oil, gas and chemical jetty for receiving and importing bulk bitumen cargo and other rights necessary for the construction and operations of terminal.



### 14.2 JVs of PPMI

In 2019, PPMI entered into various JV agreements with certain individuals for the management and operation of companies which are primarily established to operate petroleum service stations in certain areas in the Philippines. PPMI does not have significant control of the entities and has no significant commitments relating to the companies.

Presented below are the companies, percentage of interest and amounts of additional investments of PPMI in 2019.

Companies	Percentage of interest	Amount of Investment
Top Concord Quality Petroleum Corp. (TCQPC)	49.00%	P 1,394,397
CJI Fuels Corp. (CJI)	49.00%	7,443,738
Firebird Evzon Fuels Corp. (FEFC)	49.00%	2,625,003
Zae Falco Energy Corp. (ZFEC)	49.00%	4,009,692
Eastan Prime Development Corporation (EPDC)	49.00%	18,500,000
Total amount of investment in joint venture		<b>P 33,972,830</b>

In 2019, PPMI infused additional investment of P926.8 million into PSPC to acquire a portion of the increase in capital stock of PSPC. The increase in capital stock of PSPC was approved by SEC on December 17, 2019.

PPMI owns 162.9 million shares or 49% of the outstanding capital stock in 2019, and 30.6 million shares or 51.00% of the outstanding capital stock in 2018, but does not have significant control on the entity in both years [see Note 3.1(i)]. PPMI has no significant commitments relating to PSPC.

In 2018, PPMI entered into an agreement with Per Petroleum Corporation for the operation and management of PPMI retail network including collateral businesses that may complement the operation or the retail network in the whole of the Bicol Region. PSPC was incorporated and registered with the SEC on June 1, 2018. The primary purpose of this company is to buy and sell refined liquefied petroleum gas, various kinds of lubricants, car care products and to operate, manage and carry out gasoline retail stations, convenience store and other non-fuel related businesses.

PPMI entered into a JV agreement in 2018 with certain individuals for the management and operation of Galaxi Petroleum Fuel, Inc. (Galaxi). Galaxi was primarily established to sell petroleum products. PPMI owns P5.0 million worth of shares or 51.00% of the outstanding capital stock, but does not have significant control of the entity [see Note 3.1(i)]. PPMI has no significant commitments relating to Galaxi.

### 14.3 JVs Financial Information and Reconciliation to Carrying Amount of Investments

Presented below are the financial information of the Group's joint ventures and the reconciliation to the carrying amount of the investments in JV as of December 31, 2019:

Joint Ventures	Total current assets	Total non-current assets	Total current liabilities	Total non-current liabilities	Total revenues	Total other comprehensive income	Net income (loss)	Percentage of ownership	Equity Share in net income (loss) during the year
PAPI	P 101,965,227	P 23,370,986	P 34,055,096	P -	122,419,720	P -	P 1,079,738	40%	<b>P 431,895</b>
PSPC	557,830,828	1,236,350,601	690,277,622	-	1,617,647,406	-	( 25,831,003)	49%	<b>( 12,657,191)</b>
Galaxi	172,386,078	68,798,140	153,847,098	2,099,956	2,036,169,668	-	58,462,239	51%	<b>29,815,742</b>
CJI	35,384,570	54,084	1,151,738	-	1,353,406	-	( 126,669)	49%	<b>( 62,068)</b>
TCQPC	19,588,588	1,749,339	2,476,469	-	1,902,515	-	199,273	49%	<b>97,644</b>
ZFEC	29,775,193	6,466,009	13,708,946	10,000	21,762,842	-	( 2,157,838)	49%	<b>( 1,057,340)</b>
EPDC	7,937,663	17,681,512	2,826,392	-	3,076,461	-	( 119,723)	49%	<b>( 58,664)</b>
FEFC	15,000,003	-	-	-	-	-	-	49%	<b>-</b>
Total equity share in net income during the year									<b>16,510,018</b>
Carrying value as of January 1, 2019									<b>455,436,370</b>
Additional investment during the year									<b>960,763,248</b>
Carrying Value as of December 31, 2019									<b>P 1,432,709,636</b>

Presented below are the financial information of the Group's joint ventures and the reconciliation to the carrying amount of the investments in JV as of December 31, 2018:

Joint Ventures	Total current assets	Total non-current assets	Total current liabilities	Total non-current liabilities	Total revenues	Total other comprehensive income	Net income (loss)	Percentage of ownership	Equity Share in net income (loss) during the year
PAPI	P 275,278,082	P 8,786,996	P 10,613,773	P -	P 6,828,601	P -	(P 1,124,499)	40.00%	(P 449,800)
PSPC	67,459,164	-	7,988,212	-	-	-	( 529,048)	51.00%	( 269,814)
Galaxi	172,295,310	68,143,118	152,326,905	1,756,000	398,627,902	-	15,807,567	51.00%	<u>8,061,859</u>
Total equity share in net income during the year									7,342,245
Total acquisition costs									<u>448,094,125</u>
Carrying Value as of December 31, 2018									<u>P 455,436,370</u>

As of December 31, 2019 and 2018, no dividends were received from the joint ventures. In addition, there are no share of contingent liabilities for all of the JVs. As of December 31, 2019 and 2018, management believes that the investments in joint ventures are not impaired.

## 15. GOODWILL

Goodwill represents the excess of acquisition cost over the Group's share in the fair value of identifiable net assets of the acquired subsidiaries at the date of the acquisition and relates mainly to business synergy for economies of scale and scope. The movements of this account are presented below.

	Note	2019	2018
Balance at beginning of year			
– net of allowance for impairment		<b>P 4,418,842,831</b>	P 3,990,666,606
Additions due to business combinations	1.4	<b><u>213,554,587</u></b>	<u>428,176,225</u>
Balance at end of year			
– net of allowance for impairment		<b><u>P 4,632,397,418</u></b>	<u>P 4,418,842,831</u>

Goodwill is subject to annual impairment testing and whenever there is an indication of impairment. In 2013, the Parent Company has assessed that the goodwill pertaining with PGMI is impaired; hence, full impairment loss amounting to P1.3 million was recognized.

The Group tests whether goodwill is impaired on an annual basis. The recoverable amount of the cash generating units [identified as PLPI, PGV LLC (LPG), PFM (CVS) and AAI Group (Digital platform)] was determined based on value-in-use calculations, which require the use of assumptions. The calculations use cash flow projections based on budgets approved by the management covering a five-year period with an assumed terminal growth rate of 1.2% to 4.0% and is based on the discount rate of weighted average cost of capital of 12.0%. The growth rates reflect the long-term growth rates for the industries of the trading segment.

Goodwill recognized is allocated to the trading segment of the Group. Management's key assumptions in assessment of goodwill impairment include stable profit margins in the cash flow projections. Budgeted earnings before interest, taxes, depreciation and amortization (EBITDA) were based on expectations of future outcomes taking into account past experience of five years, adjusted for anticipated revenue growth. It is also further assumed that revenues coming from sales volume and sales prices would grow at a constant margin above forecast inflation over the next five years. Based on these, the estimated recoverable amount of each of the cash generating units exceeded its carrying amount.

The carrying values of goodwill for each of the cash-generating units are presented below.

		<u>2019</u>	<u>2018</u>
PLPI		<b>P 3,980,444,757</b>	P 3,980,444,757
PFM	1.4	<b>273,130,868</b>	273,130,868
AAI Group	1.4	<b>155,045,359</b>	155,045,359
PGV LLC	1.4	<b>213,554,587</b>	-
Others		<b>10,221,847</b>	10,221,847
Total		<b><u>P 4,632,397,418</u></b>	<b><u>P 4,418,842,831</u></b>

Based on these analyses, management has assessed that no impairment of goodwill is required to be recognized in 2019 and 2018.

## 16. INVESTMENT PROPERTIES

The Group's investment properties consist of several parcels of land and lot improvements, which are held for investment purposes only. Rental income from investment property amounted to P20.2 million in 2019, P1.8 million in 2018 and P1.1 million in 2017 are presented as part of Rent Income in the consolidated statements of comprehensive income.

Related real property taxes amounted to P0.7 million, P0.7 million and P0.2 million was recognized as a related expense in 2019, 2018 and 2017, respectively, and are presented as part of Taxes and Licenses under Selling and Administrative Expenses in the consolidated statements of comprehensive income (see Note 24).

The gross carrying amounts and accumulated depreciation and impairment of investment properties at the beginning and end of 2019 and 2018 are shown below.

	<u>Land</u>	<u>Lot Improvements</u>	<u>Total</u>
December 31, 2019			
Revalued amount / cost	P 1,908,807,754	P 3,500,390	P 1,912,308,144
Accumulated depreciation	-	( 3,335,309 )	( 3,335,309 )
Net carrying amount	<b><u>P 1,908,807,754</u></b>	<b><u>P 165,081</u></b>	<b><u>P 1,908,972,835</u></b>
December 31, 2018			
Revalued amount / cost	P 1,738,207,254	P 3,500,390	P 1,741,707,644
Accumulated depreciation	-	( 2,686,439 )	( 2,686,439 )
Net carrying amount	<b><u>P 1,738,207,254</u></b>	<b><u>P 813,951</u></b>	<b><u>P 1,739,021,205</u></b>
January 1, 2018			
Cost	P 1,113,266,254	P 3,500,390	P 1,116,766,644
Accumulated depreciation	-	( 1,986,362 )	( 1,986,362 )
Net carrying amount	<b><u>P 1,113,266,254</u></b>	<b><u>P 1,514,028</u></b>	<b><u>P 1,114,780,282</u></b>

A reconciliation of the carrying amounts of investment properties at the beginning and end of 2019 and 2018 is shown below.

	<u>Land</u>	<u>Lot Improvements</u>	<u>Total</u>
Balance at January 1, 2019			
net of accumulated depreciation and impairment loss	P 1,738,207,254	P 813,951	P 1,739,021,205
Transfer from property and equipment (see Note 11)	85,005,000	-	85,005,000
Fair value gains	71,569,675	-	71,569,675
Additions	14,025,825	-	14,025,825
Depreciation charges for the year	-	( 648,870 )	( 648,870 )
Balance at December 31, 2019	<b><u>P 1,908,807,754</u></b>	<b><u>P 165,081</u></b>	<b><u>P 1,908,972,835</u></b>
Balance at January 1, 2018			
net of accumulated depreciation and impairment loss	P 1,113,266,254	P 1,514,028	P 1,114,780,282
Fair value gains	624,941,000	-	624,941,000
Depreciation charges for the year	-	( 700,077 )	( 700,077 )
Balance at December 31, 2018	<b><u>P 1,738,207,254</u></b>	<b><u>P 813,951</u></b>	<b><u>P 1,739,021,205</u></b>

In 2019, land with carrying amount of P85.0 million, which was previously used for administrative purposes but is now held for capital appreciation, was transferred from Property, Plant and Equipment account to Investment Properties account (see Note 11).

Other information about the fair value measurement and disclosures related to the investment properties are presented in Note 5.5.

## 17. OTHER NON-CURRENT ASSETS

The composition of this account as of December 31 are shown below.

	Note	2019	2018
Advances to suppliers	29.2, 29.12	<b>P 7,056,126,489</b>	P 1,167,194,841
Refundable rental deposits	29.3	<b>323,634,283</b>	289,572,937
Deferred minimum lease payments		<b>44,709,366</b>	48,242,728
Other prepayments		<b>163,003,036</b>	83,386,615
Others		<b>50,789,070</b>	7,270,409
		<b><u>P 7,638,262,244</u></b>	<b><u>P 1,595,667,530</u></b>

Advances to suppliers pertain to advances made for future acquisitions of real estate properties. There are no capital commitments outstanding as of December 31, 2019 related to these acquisition.

Refundable rental deposits represent deposits of the Group for the lease of various parcels of land. These deposits are refundable at the end of the term of agreement and are measured at amortized cost. The fair values on initial recognition of the lease deposits were determined by calculating the present value of the estimated future cash flows anticipated until the end of the lease terms using the market interest rate of comparable financial instrument at the inception of the lease (i.e. BVAL). Meanwhile, interest on subsequent amortization of rental deposits using effective interest method amounted to P3.1 million in 2019, P2.8 million in 2018 and P2.7 million in 2017 and is presented as part of Finance Income in the consolidated statements of comprehensive income (see Note 25.2).

The excess of the principal amount of the rental deposit over its present value is recognized in the consolidated statements of financial position as Deferred Minimum Lease Payments. Rent expense on subsequent amortization of the deferred minimum lease payments amounted to P3.5 million, P3.2 million and P2.7 million in 2019, 2018 and 2017, respectively, and is presented as part of Rent under Selling and Administrative Expenses in the consolidated statements of comprehensive income (see Note 24).

## 18. INTEREST-BEARING LOANS AND BORROWINGS

Interest-bearing loans and borrowings are broken down as follow:

	2019	2018
Current:		
Liabilities under LC and TR	<b>P 6,206,767,833</b>	P 3,045,567,756
Short-term loans	<b>23,901,759,985</b>	15,173,672,603
Current portion of long-term loans	<b>1,843,333,333</b>	1,493,333,334
Liabilities under short-term commercial papers	<b>6,191,197,740</b>	6,596,913,591
	<b><u>38,143,058,891</u></b>	<u>26,309,487,284</u>
Non-current term loans	<b>11,753,129,172</b>	13,590,520,166
	<b><u>P 49,896,188,063</u></b>	<b><u>P 39,900,007,450</u></b>

### 18.1 Liabilities under Letters of Credits and Trust Receipts

The Group avails of LC and TR lines with local banks to finance its purchases of inventories (see Note 8). These short-term trust receipts bear interests based on prevailing market interest rates at an average of 6.125% and 6.14% per annum in 2019 and 2018, respectively.

The Group is required by the banks to maintain certain collaterals for the credit line facility provided to the Group for working capital requirements. The collaterals are in the form of compensating deposits, inventories and surety of certain stockholders (see Notes 6, 8, 9 and 29.5).

### 18.2 Term Loans

The breakdown of the outstanding balances of the term loans per creditor as at December 31 are as follows:

	Explanatory Notes	Term	Interest Rates	Outstanding Balance	
				2019	2018
BDO Unibank, Inc. (BDO)					
i. Term Loan Agreement	(a)	5 to 7 years	5.38% - 5.71%	P 7,488,129,172	P 8,142,186,833
ii. Notes Facility Agreements	(b)	1 to 3 months	5.50% - 6.00%	<u>2,000,000,000</u>	<u>200,000,000</u>
				<u>9,488,129,172</u>	<u>8,342,186,833</u>
Philippine National Bank (PNB)					
i. Short-Term Commercial Papers	(18.3)	6 to 12 months	7.10% - 7.50%		
			4.67% - 7.00%	<u>6,191,197,740</u>	<u>6,596,913,591</u>
ii. Notes Payable	(b)	2 months to 3 years	6.21%	<u>600,000,000</u>	<u>3,670,000,000</u>
ii. Term Loan Agreement	(c)	5 years	5.30% - 8.16%	<u>125,000,000</u>	<u>225,000,000</u>
				<u>6,916,197,740</u>	<u>10,491,913,591</u>
Land Bank of the Philippines (LBP)					
i. Term Loan Agreement	(e)	7 years	4.85%	<u>4,950,000,000</u>	<u>5,000,000,000</u>
	(e)	3 years	6.00%	<u>333,333,333</u>	<u>666,666,667</u>
ii. Notes Payable	(b)	2 to 3 months	5.00% - 6.50%	<u>2,000,000,000</u>	<u>1,100,000,000</u>
				<u>7,283,333,333</u>	<u>6,766,666,667</u>
Multinational Investment Bancorporation (MIB)					
i. Notes Payable	(b)	2 to 6 months	4.25% - 6.75%	<u>11,470,436,645</u>	<u>4,304,042,213</u>
ii. Medium-term loan	(d)	1 year and 6 months	3.75%	<u>-</u>	<u>200,000,000</u>
				<u>11,470,436,645</u>	<u>4,504,042,213</u>
Robinsons Bank Corporation (RBC)					
i. Notes Payable	(b)	2 to 6 months	5.25-6.25%	<u>900,000,000</u>	<u>375,000,000</u>
ii. Term Loan Agreement	(f)	5 years	5.50%	<u>100,000,000</u>	<u>200,000,000</u>
				<u>1,000,000,000</u>	<u>575,000,000</u>
Development Bank of the Philippines (DBP)	(b)	3 months	5.30%	<u>2,000,000,000</u>	<u>1,715,000,000</u>
Asia United Bank (AUB)	(b)	1 to 2 months	5.50%	<u>1,000,000,000</u>	<u>1,009,630,390</u>
China Banking Corporation	(b)	3 months to 18 months	4.63%	<u>-</u>	<u>1,005,000,000</u>
Rizal Commercial Banking Corporation	(b)	2 to 3 months	5.00%	<u>1,000,000,000</u>	<u>985,000,000</u>
Bank of Commerce	(b)	1 month	6.38%	<u>-</u>	<u>810,000,000</u>
United Coconut Planters Bank	(b)	3 to 6 months	5.00%	<u>712,480,000</u>	<u>450,000,000</u>
Maybank Philippines, Inc.	(b)	2 to 3 months	5.25%	<u>1,200,000,000</u>	<u>200,000,000</u>
CTBC Bank (Philippines)	(b)	1 month	5.25%	<u>443,000,000</u>	<u>-</u>
Union Bank of the Philippines (UBP)	(b)	3 months	5.50%	<u>1,000,000,000</u>	<u>-</u>
ANZ Bank Vietnam Limited	(b)	6 to 12 months	7.0%-8.0%	<u>175,843,340</u>	<u>-</u>
				<u>P 43,689,420,230</u>	<u>P 36,854,439,694</u>

**(a) TLA with BDO**

In 2017, the Parent Company obtained a seven-year term loan amounting to P6,000.0 million to finance the 100.00% acquisition of PLPI, including the refinancing of the deposit, and Duta, Inc. The loan was approved on a clean basis and is subject to an interest rate computed as the sum of the prevailing three-month BVAL rate (which replaced and succeeded the PDST-R2 as the benchmark rate effective October 29, 2018) and 150 basis points divided by 0.99, or 4.00% divided by 0.99 per annum for the period commencing from the availment of the commitment up to the end of the eighth quarter, whichever is higher. The interest rate shall be repriced at the start of the ninth quarter up to the final repayment date based on the higher of sum of the prevailing three-month BVAL and 150 basis points divided by 0.95, or 4.00% divided by 0.95 per annum, whichever is higher. The principal loan is payable quarterly in 28 installments. The first 27 installments shall be for the amount of P165.0 million quarterly while the last installment shall be P1,545.0 million.

The TLA requires the Parent Company to maintain debt-to-equity ratio of not more than 3:1, current ratio of at least 1.1, borrower's ratio of not more than 6.0 and interest coverage ratio of at least 1.5. The TLA also requires the Parent Company to comply with affirmative and negative covenants relating to the exclusive use of the proceeds for the purpose indicated in the TLA, maintenance of adequate records and prohibition to make any material change in the present nature of business of the Parent Company, PLPI and Duta, among others.

The Parent Company has complied with the financial, affirmative and negative covenants for the past years except that, in 2019, it had lower than the indicated current ratio. Prior to December 31, 2019, the Parent Company requested for the waiver of this financial covenant and management is confident that such will be approved based on preliminary discussion with BDO. The Parent Company has received approval on the waiver of breach in the current ratio requirement, subject to the condition that such breach is remedied by June 30, 2020 to be tested on or before August 31, 2020 using the Group's consolidated unaudited interim financial statements as of June 30, 2020.

**(b) Notes Payable**

The promissory notes represented the borrowings from local banks or investment houses with interest rates ranging from 4.25% to 8.00% per annum and normally has a tenor of less than a year. Some of these loans are clean and unsecured. Certain loans are guaranteed by certain stockholders through surety agreement with the Banks (see Note 29.5). The notes payable does not include financial, affirmative and negative covenants.

**(c) TLA with PNB**

On January 29, 2016, the Parent Company signed with PNB a five-year term clean loan amounting to P500.0 million to be used for capital expenditures and general corporate purposes. The loan is subject to annual interest rate of 6.21% and is payable in twenty quarterly installments.

This loan does not include financial, affirmative and negative covenants.

**(d) Medium-Term Loan with MIB**

The Parent Company signed with MIB a clean medium-term loan amounting to P200.0 million with a tenor of 547 days. The loan proceeds were used for working capital requirements. The loan is subject to a fixed annual interest rate of 3.75% and has matured on April 30, 2019. This loan does not include financial, affirmative and negative covenants.

**(e) TLA with LBP**

On November 3, 2017, the Parent Company signed with LBP a three-year term clean loan amounting to P1,000.0 million to partially finance the permanent working capital requirements of the Parent Company. The loan is subject to a floating rate of 4.00% per annum subject to repricing semi-annually. Interest is payable semi-annually in arrears and the principal is payable in equal semi-annual amortization starting at the end of the first semester. As of December 31, 2019 and 2018, the outstanding principal balance amounted to P333.3 million and P666.7 million, respectively.

On July 5, 2018, the Parent Company signed with LBP a seven-year term loan with no grace period amounting to P5,000.0 million to partially finance the general corporate requirement of the company. The loan was approved on a clean basis and is subject to an interest rate of 4.85% and shall be repriced semi-annually. The principal loan is payable in semi-annually. The first 13 installments shall be for the amount of P25.0 million semi-annually while the last installment shall be P4.675.0 million.

The TLA requires the Parent Company to maintain debt-to-equity ratio of not more than 3:1. The TLA also requires the Parent Company to comply with affirmative and negative covenants relating to maintenance of adequate records, prohibition to engage in any business other than its registered activities and avoidance to enter into an agreement as guarantor of the loan of another company, business or person, among others. The Parent Company has complied with all the financial, affirmative and negative covenants.

**(f) TLA with RBC**

On October 9, 2015, the Parent Company signed with RBC a five-year clean term loan amounting to P500.0 million to be used for capital expenditures and general corporate purposes. The loan is subject to annual interest rate of 5.50% and is payable in twenty equal quarterly installments. This loan does not include financial, affirmative and negative covenants.

**18.3 Liabilities under Short-term Commercial Papers (STCPs)**

In 2019, the Parent Company issued its second and third series of short-term commercial papers (STCP), with PNB Capital and Investment Corporation being the Sole Issue Manager and the Lead Underwriter, amounting to P3,500.0 million and P3,000.0 million, respectively. Each paper has a term of 360 days and carries a discount rate of 7.00% for the second series and 4.67% for the third series. The Parent Company used the proceeds to refinance its existing short-term loans, which are used to finance the working capital requirements of the Parent Company.

In December 2018, the Parent Company issued STCPs amounting to P7,000.0 million with PNB Capital and Investment Corporation being the Sole Issue Manager and the Lead Underwriter. The amount represented the first of the two tranches totalling to P10,000.0 million of STCP registered with the SEC. Half of the first tranche consisted of 180-day paper that carries a discount rate of 7.10% while 350-day paper with discount rate of 7.50%. The Parent Company used 70.00% of the proceeds to finance the working capital requirements for the importation of fuels and lubricants, and the rest will be used to repay outstanding short-term loans with various banks. The first series of STCP has been settled by the Parent Company in 2019.

The underwriting agreement requires the Parent Company to maintain debt-to-equity ratio of not more than 3:1. The underwriting agreement also requires the Parent Company to comply with affirmative and negative covenants relating to maintenance of adequate records, prohibition to engage in any business other than its registered activities and avoidance to enter into merger or consolidation, unless the Parent Company is the surviving entity, among others. The Parent Company has complied with all the financial, affirmative and negative covenants.

The outstanding liabilities under STCP as of December 31, 2019 and 2018 amounted to P6,191.2 million and P6,596.9 million, respectively. The outstanding balances as of December 31, 2019 and 2018 are net of the capitalized and unamortized debt issuance cost of P48.75 million and P45.2 million, respectively.

## 18.4 Credit Line

The Parent Company has an available credit line under LC/TR of P12,620.2 million and P17,111.3 million as of December 31, 2019 and 2018, respectively. These lines obtained from various banks are being utilized by the Parent Company for procurement of inventories both local and foreign. The credit lines are mostly granted on a clean basis while some of the credit lines are partially secured by the Joint Several Signatures of certain stockholders.

## 18.5 Interest Expense

Interest expense for 2019, 2018 and 2017 are presented as part of Finance Costs in the consolidated statements of comprehensive income amounted to P2,582.9 million, P1,377.0 million and P780.9 million (see Note 25.1), respectively, which is already exclusive of the capitalized borrowing cost of P695.7 million, P261.6 million and P19.7 million for 2019, 2018 and 2017, respectively (see Note 11.1).

## 19. RECONCILIATION OF LIABILITIES ARISING FROM FINANCING ACTIVITIES

Presented below is the reconciliation of the Group's liabilities arising from financing activities, which includes both cash and non-cash changes.

	Liabilities under LC and TR (see Note 18)	Term Loans (see Note 18)	Liabilities under STCP (see Note 18)	Lease Liabilities (see Note 12)	Total
Balance as of January 1, 2019	P 3,045,567,756	P 30,257,526,103	P 6,596,913,591	P -	P 39,900,007,450
Effect of adoption of PFRS16	-	-	-	973,167,940	973,167,940
Cash flows from financing activities					
Additional borrowings	-	66,463,776,671	6,088,546,547	-	72,552,323,218
Repayment of borrowings, TR, and lease liabilities	( 22,090,498,231 )	( 59,544,221,408 )	( 7,000,000,000 )	( 203,455,083 )	( 88,838,174,722 )
Non-cash financing activities					
Availment of LC and TR	25,251,698,308	-	-	-	25,251,698,308
Additions to lease liability	-	-	-	403,090,922	403,090,922
Business combination	-	321,141,124	-	-	321,141,124
Amortization of discount and bond issue cost	-	-	505,737,602	80,990,270	586,727,872
Accrued interest	-	-	-	( 3,580,974 )	( 3,580,974 )
Balance as of December 31, 2019	<u>P 6,206,767,833</u>	<u>P 37,498,222,490</u>	<u>P 6,191,197,740</u>	<u>P 1,250,213,075</u>	<u>P 51,146,401,138</u>
Balance as of January 1, 2018	P 5,139,141,223	P 23,032,292,775	P -	P -	P 28,171,433,998
Cash flows from financing activities					
Additional borrowings	-	50,798,571,804	7,000,000,000	-	57,798,571,804
Repayment of borrowings and TR	( 28,300,249,382 )	( 43,573,338,476 )	-	-	( 71,873,587,858 )
Bond issue cost	-	-	( 45,238,000 )	-	( 45,238,000 )
Non-cash financing activities					
Availment of LC and TR	25,780,675,915	-	-	-	25,780,675,915
Business combination	426,000,000	-	-	-	426,000,000
Unamortized discount	-	-	( 357,848,409 )	-	( 357,848,409 )
Balance as of December 31, 2018	<u>P 3,045,567,756</u>	<u>P 30,257,526,103</u>	<u>P 6,596,913,591</u>	<u>P -</u>	<u>P 39,900,007,450</u>



## 20. TRADE AND OTHER PAYABLES

This account consists of:

	<u>Notes</u>	<u>2019</u>	<u>2018</u>
Trade payables:			
Third parties		<b>P 10,244,468,510</b>	P 6,142,277,375
Related parties	29.2, 29.3, 29.11	<b>34,074,046</b>	<b>84,630,306</b>
		<b>10,278,542,556</b>	6,226,907,681
Accrued expenses		<b>910,580,684</b>	895,209,882
Non-trade payables		<b>233,126,209</b>	112,877,855
Retention payable		<b>138,869,144</b>	137,666,139
Advances from customers		<b>117,930,781</b>	7,208,523
Contract liability	23.1	<b>16,102,117</b>	-
Others		<b>146,509,602</b>	<b>54,969,172</b>
		<b><u>P 11,841,661,093</u></b>	<b><u>P 7,434,839,252</u></b>

Trade payables are non-interest bearing and are generally settled within 30 to 90 days.

Accrued expenses mostly pertain to payables to various contractors for the construction of retail stations that remain unpaid at the end of the year. In addition, this comprises amounts to be paid in relation to charter hire cost, repairs and maintenance, interest expense arising from loans and professional fees.

Retention payable is the amount withheld by the Group from its contractors for the construction of buildings, depot and pier facilities. The amount of retention, which is equivalent to ten percent of the total contract price, is payable upon the completion and turnover by the contractor of a construction project and the acceptance thereof by the Group. Moreover, significant portion of the retention payable pertains to the construction of gasoline and LPG stations equipment, which are expected to be completed within one year after the reporting period.

Non-trade payables pertain to liabilities to various suppliers of goods and services that are not related to primary business activities of the Group, such as, utility bills, travel expenses and purchase of office supplies, among others.

## 21. DERIVATIVE FINANCIAL LIABILITIES

In 2019, PNx SG entered into forward contracts with notional amount of P7,922.6 million, maturing in 2020. For purposes of estimating the fair value of the derivative contract, whenever possible, the Group utilizes quoted market price and, if not available, estimates from third-party brokers or banks. These brokers' or banks' estimates are corroborated with multiple sources and/or other observable market data utilizing assumptions about risk and market liquidity.

The purpose of these contracts is to mitigate the fluctuations of expected physical oil sales and purchase contracts.

As of December 31, 2019, derivative financial instruments with negative fair value related to forward contracts amounted to P311.0 million and is presented as Derivative Financial Liabilities in the 2019 consolidated statement of financial position.

In 2019, the Group recognized fair value loss on derivative contracts amounting to P464.2 million, presented as part of Net purchases under Cost of sales in the 2019 statement of profit or loss (see Note 23.2).

## 22. OTHER NON-CURRENT LIABILITIES

This account consists of:

	Note	2019	2018
Customers' cylinder deposits		<b>P 440,803,046</b>	P 276,285,558
Cash bond		<b>306,311,395</b>	56,702,491
Security deposits		<b>100,979,556</b>	266,616,512
Post-employment defined benefit obligation	26.3	<b>58,747,779</b>	771,210
Unearned rent		<b>30,427,368</b>	20,226,494
		<b><u>P 937,269,144</u></b>	<b><u>P 620,602,265</u></b>

Security deposits represent deposits received from dealers for the lease of retail stations and equipment that are installed in retail stations. These deposits are refundable at the end of the lease terms and are measured at amortized cost. The fair values on initial recognition of the security deposits were determined by calculating the present value of the estimated future cash flows anticipated until the end of the lease terms using the market interest rate of comparable financial instrument at the inception of the lease. Meanwhile, interest on subsequent amortization of rental deposits using effective interest method amounted to P15.4 million, P3.6 million and P6.3 million in 2019, 2018 and 2017, respectively, and is presented as part of Finance Costs in the consolidated statements of comprehensive income (see Note 25.1).

The excess of the principal amount of the security deposit over its present value is recognized in the consolidated statements of financial position as unearned rent. Subsequent amortization of the unearned rent amounted to P4.2 million, P5.6 million and P6.4 million as of December 31, 2019, 2018 and 2017, respectively, and is presented as part of Rent Income in the consolidated statements of comprehensive income.

Customers' cylinder deposits represent the net amounts received for LPG cylinders loaned out to various dealers/customers. These deposits are non-interest bearing and refunded to the dealers upon return of the cylinders. This account is amongst the assumed liabilities as a result of business combination with PLPI in 2017. In 2019 and 2018, there were no refunds made to the dealers. The composition of this account as of December 31 are as follows:

	2019	2018
Deposits for cylinders	<b>P 520,730,811</b>	P 431,736,323
Less:		
Amortization of cylinder deposits	<b>( 79,927,765 )</b>	( 63,609,144 )
Gain on reversal of cylinder deposits	<b>-</b>	( 91,841,621 )
	<b><u>P 440,803,046</u></b>	<b><u>P 276,285,558</u></b>

The Group recognized gain on reversal of cylinder deposits amounting to nil, P91.8 million and nil in 2019, 2018 and 2017, respectively, and is presented as part of Fuel Service and Other Income in the consolidated statements of comprehensive income.

Cash bond deposits consists of cash received from PLPI dealers upon entering dealership agreement. This serves as a bond or security in case a dealer defaults from payment. The deposit will be returned to the dealer upon termination of the agreement.

## 23. REVENUES AND COST OF SALES AND SERVICES

### 23.1 Revenues

#### *Disaggregation of Contract Revenues*

The Group derives revenue from the transfer of goods and services in the following primary geographical markets and major goods or service lines:

	Trading (point in time)	Depot and Logistics (over time)	Total
<b><u>December 31, 2019</u></b>			
Primary geographical markets			
Philippines	P 70,608,485,903	P 1,076,337,219	P 71,684,823,122
Singapore	23,930,537,249	129,118,676	24,059,655,925
Vietnam	<u>1,962,630,037</u>	<u>289,092</u>	<u>1,962,919,129</u>
	<b><u>P 96,501,653,189</u></b>	<b><u>P 1,205,744,987</u></b>	<b><u>P 97,707,398,176</u></b>
Major goods/service lines			
Fuel and by-products	P 88,384,504,235	P -	P 88,384,504,235
LPG	6,658,249,908	-	6,658,249,908
Merchandise	1,261,783,677	-	1,261,783,677
Lubricants	197,115,369	-	197,115,369
Management service	-	686,538,216	686,538,216
Hauling and into-plane	-	299,614,442	299,614,442
Others	<u>-</u>	<u>219,592,329</u>	<u>219,592,329</u>
	<b><u>P 96,501,653,189</u></b>	<b><u>P 1,205,744,987</u></b>	<b><u>P 97,707,398,176</u></b>
<b><u>December 31, 2018</u></b>			
Primary geographical markets			
Philippines	P 66,671,555,943	P 824,182,312	P 67,495,738,255
Singapore	<u>21,001,166,720</u>	<u>-</u>	<u>21,001,166,720</u>
	<b><u>P 87,672,722,663</u></b>	<b><u>P 824,182,312</u></b>	<b><u>P 88,496,904,975</u></b>
Major goods/service lines			
Fuel and by-products	P 81,233,780,249	P 3,214,286	P 81,236,994,535
LPG	4,241,227,274	-	4,241,227,274
Merchandise	1,437,531,031	-	1,437,531,031
Lubricants	699,008,147	-	699,008,147
Hauling and into-plane	-	820,968,026	820,968,026
Others	<u>61,175,962</u>	<u>-</u>	<u>61,175,962</u>
	<b><u>P 87,672,722,663</u></b>	<b><u>P 824,182,312</u></b>	<b><u>P 88,496,904,975</u></b>

All of the Group's revenues except revenues from management service, hauling and into-plane services and franchise fees (insignificant in amount), which are presented as part of Fuel Services and Other Revenues are recognized at a point in time.

### Contract Balances

The Group recognizes contract assets, due to timing difference of payment and satisfaction of performance obligation, to the extent of satisfied performance obligation on all open contracts as of the end of the reporting period. However, the management assess that contract assets, if any, are of insignificant amounts.

Changes in the contract assets and contract liabilities are recognized by the Group when the right to receive payment is already established and upon performance of unsatisfied performance obligation, respectively. Contract liabilities amounted to P16.1 million and nil as of December 31, 2019 and 2018, respectively (see Note 20).

### 23.2 Cost of Sales and Services

#### (a) Costs of Sales and Services

This account is composed of the following:

	Notes	2019	2018	2017
Cost of fuels and lubricants		<b>P 81,968,236,723</b>	P 74,428,515,179	P 37,251,184,765
Cost of LPG		<b>3,884,245,585</b>	3,439,226,822	1,093,919,764
Cost of merchandise		<b>958,804,773</b>	971,222,819	-
	24	<b><u>P 86,811,287,081</u></b>	<u>P 78,838,964,820</u>	<u>P 38,345,104,529</u>

#### (b) Cost of Fuels, Lubricants, LPG and Merchandise Sold

The cost of inventories sold are broken down as follows:

	Notes	2019	2018	2017
Inventories at beginning of year		<b>P 11,135,494,286</b>	P 12,416,237,073	P 2,998,780,146
Net purchases during the year	21	<b>87,272,448,848</b>	77,381,553,342	47,660,988,176
Overhead costs	11.2	<b>65,183,757</b>	95,924,146	38,427,130
Business combination	1.4	<b>17,777,095</b>	80,744,545	63,146,150
Goods available for sale		<b>98,490,903,986</b>	89,974,459,106	50,761,341,602
Inventories at end of year	8	<b>( 11,679,616,905)</b>	( 11,135,494,286)	( 12,416,237,073)
		<b><u>P 86,811,287,081</u></b>	<u>P 78,838,964,820</u>	<u>P 38,345,104,529</u>

## 24. COSTS AND EXPENSES BY NATURE

The details of the Group's costs and expenses by nature are shown below.

	Notes	2019	2018	2017
Cost of inventories sold		<b>P 86,746,103,324</b>	P 78,743,040,674	P 38,306,677,397
Depreciation and amortization	11.2, 12.1, 16	<b>1,436,858,782</b>	1,056,749,318	851,080,582
Salaries and employee benefits	26.1	<b>1,105,276,877</b>	868,282,821	438,875,069
Freight and trucking charges		<b>903,075,451</b>	859,631,739	667,780,304
Rent	12.3, 17, 29.3, 33.3	<b>650,422,093</b>	865,873,379	654,110,277
Taxes and licenses	16	<b>533,449,335</b>	531,258,432	581,832,247
Advertising and promotions		<b>506,812,297</b>	373,530,774	267,197,963
Service fees		<b>242,782,883</b>	123,721,448	134,022,166
Utilities		<b>173,645,341</b>	154,238,778	73,874,917
Professional fees		<b>152,814,551</b>	78,808,924	53,176,668
Security fees		<b>119,510,213</b>	114,708,711	82,623,951
Repairs and maintenance		<b>108,313,018</b>	167,873,962	90,491,317
Fuel, oil and lubricants		<b>94,388,831</b>	69,321,906	50,194,019
Travel and transportation		<b>92,173,989</b>	82,991,673	58,361,503
Outside services		<b>90,809,455</b>	14,924,503	2,881,506
Insurance		<b>72,622,096</b>	71,827,325	40,957,246
Dues and subscriptions		<b>58,014,578</b>	37,887,492	-
Management fee		<b>40,916,557</b>	-	-
Office supplies		<b>40,475,106</b>	42,948,909	16,634,489
Impairment losses on trade and other receivables	7, 29.4	<b>29,938,952</b>	68,465,111	50,335,399
Representation		<b>27,338,499</b>	27,946,580	9,814,799
Donations and contributions	29.13	<b>22,720,000</b>	91,762,500	-
Royalties	33.5	<b>13,203,844</b>	12,790,403	-
Sales incentives		<b>4,330,921</b>	20,965,232	13,481,660
Provision for loss on lost cylinders	11	-	24,290,486	-
Deficiency taxes		-	45,858	5,295,972
Miscellaneous		<b>63,355,992</b>	76,828,179	102,433,029
		<b><u>P 93,329,352,985</u></b>	<b><u>P 84,580,715,117</u></b>	<b><u>P 42,552,132,480</u></b>

The expenses are classified in the consolidated statements of comprehensive income as follows:

	Note	2019	2018	2017
Cost of sales and services	23.2	<b>P 86,811,287,081</b>	P 78,838,964,820	P 38,345,104,529
Selling and administrative expenses		<b>6,518,065,904</b>	5,741,750,297	4,207,027,951
		<b><u>P 93,329,352,985</u></b>	<b><u>P 84,580,715,117</u></b>	<b><u>P 42,552,132,480</u></b>

## 25. FINANCE COSTS AND FINANCE INCOME

The breakdown of these accounts follows:

### 25.1 Finance Costs

	Notes	2019	2018	2017
Interest expense on bank loans and other borrowings	18.5	P 2,582,918,502	P 1,376,994,786	P 780,917,196
Bank charges		140,127,818	54,113,374	16,779,298
Interest expense from lease liabilities	12.4	80,990,270	-	-
Foreign currency exchange losses – net		18,882,435	14,575,031	92,823
Interest expense from security deposits	22	15,375,962	3,564,480	6,341,824
Interest expense from post-employment defined benefit obligation – net	26.3	-	-	576,720
		<u>P 2,838,294,987</u>	<u>P 1,449,247,671</u>	<u>P 804,707,861</u>

### 25.2 Finance Income

	Notes	2019	2018	2017
Foreign currency exchange gains – net		P 51,070,736	P 37,007,589	P 37,832,533
Interest income from cash in banks	6	30,008,994	27,225,602	15,662,627
Interest income on amortization of rental deposits	17	3,109,626	2,761,638	2,711,436
Interest income from restricted deposits	9	2,178,826	1,437,706	106,880
Interest income on retirement benefits	26.3	120,023	1,148,645	-
Interest income from overdue trade receivables		-	1,796,910	-
Others		107,585	1,996,252	-
		<u>P 86,595,790</u>	<u>P 73,374,342</u>	<u>P 56,313,476</u>

## 26. EMPLOYEE BENEFITS

### 26.1 Salaries and Employee Benefits Expense

Expenses recognized for salaries and employee benefits are presented below.

	Notes	2019	2018	2017
Short-term benefits:				
Salaries and wages		P 827,449,755	P 673,553,312	P 323,104,897
Employee welfare and other benefits		189,633,713	103,315,524	63,959,232
13 <sup>th</sup> month pay and bonuses		57,299,929	67,321,587	30,893,578
Post-employment defined benefit	26.3	22,037,668	16,848,732	9,327,496
Employee share options	26.2	8,855,812	7,243,666	11,589,866
	24	<u>P 1,105,276,877</u>	<u>P 868,282,821</u>	<u>P 438,875,069</u>

### 26.2 Employee Share Option Plan (ESOP)

On January 24, 2013, the BOD of the Parent Company approved the ESOP. Under the ESOP program, the Parent Company will allocate up to a total of 2.20% of its issued and outstanding common shares to be granted to eligible employees. Share options benefit expense included as part of Salaries and employee benefits under Selling and Administrative Expenses in the consolidated statements of comprehensive income amounted to P8.9 million, P7.2 million, P11.6 million and P5.8 million in 2019, 2018 and 2017, respectively, while the corresponding credit to Retained Earnings of the same amount are presented under the Equity section of the consolidated statements of financial position. Other information related to the ESOP are presented in Note 30.7.

### 26.3 Post-employment Defined Benefit Plan

#### (a) Characteristics of the Defined Benefit Plan

The Group has maintained a partially funded, tax-qualified, noncontributory post-employment defined benefit plan that is being administered by a trustee bank that is legally separated from the Group. The trustee bank managed the fund in coordination with the Group's management who acts in the best interest of the plan assets and is responsible for setting the investment policies. The post-employment plan covers all regular full-time employees.

The normal retirement age is 60 with a minimum of five years of credited service. Normal retirement benefit is an amount equivalent to 75.00% of the final monthly covered compensation (average monthly basic salary during the last 12 months of credited service) for every year of credited service.

#### (b) Explanation of Amounts Presented in the Consolidated Financial Statements

Actuarial valuations are made annually to update the retirement benefit costs and the amount of contributions. All amounts presented below are based on the actuarial valuation report obtained from an independent actuary in 2019 and 2018.

The amounts of post-employment defined benefit obligation, which is presented as part of Other Non-current Liabilities account (see Note 22) in the consolidated statements of financial position, are determined as follow:

	<u>2019</u>	<u>2018</u>
Present value of obligation	<b>P 243,226,068</b>	P 169,428,265
Fair value of plan assets	<b>( 184,478,289 )</b>	<b>( 170,568,742 )</b>
Funded status	<b>58,747,779</b>	<b>( 1,140,477 )</b>
Effect of asset ceiling	<u>-</u>	<u>1,911,687</u>
	<b><u>P 58,747,779</u></b>	<b><u>P 771,210</u></b>

The movements in the present value of the post-employment defined benefit obligation recognized in the books are as follows:

	<u>2019</u>	<u>2018</u>
Balance at beginning of year	<b>P 169,428,265</b>	P 123,569,725
Current service cost	<b>22,037,668</b>	16,848,732
Effect of business combination	-	3,664,685
Remeasurements:		
Actuarial losses (gains) arising from:		
Changes in financial assumptions	<b>41,582,356</b>	( 32,969,509 )
Changes in demographic assumptions	<b>834,124</b>	3,091,223
Experience adjustments	<b>33,621</b>	51,934,933
Benefits paid from plan assets	<b>( 3,400,197 )</b>	<b>( 4,036,824 )</b>
Interest expense	<b><u>12,710,231</u></b>	<b><u>7,325,300</u></b>
Balance at end of year	<b><u>P 243,226,068</u></b>	<b><u>P 169,428,265</u></b>

The movements in the fair value of plan assets are presented below.

	<u>2019</u>	<u>2018</u>
Balance at beginning of year	<b>P 170,568,742</b>	P 122,023,565
Contributions to the plan	-	54,718,273
Benefits paid from plan assets	<b>( 3,400,197 )</b>	<b>( 4,036,824 )</b>
Interest income	<b>12,982,615</b>	8,473,945
Gain (loss) on plan assets (excluding amounts included in net interest)	<b><u>4,327,129</u></b>	<b><u>( 10,610,217 )</u></b>
Balance at end of year	<b><u>P 184,478,289</u></b>	<b><u>P 170,568,742</u></b>

The composition of the fair value of plan assets at the end of the reporting period by category and risk characteristics is shown in the succeeding page.



	<u>2019</u>	<u>2018</u>
Cash and cash equivalents	<b>P 16,782,873</b>	P 14,929,101
Quoted equity securities:		
Holding	<b>4,900,000</b>	1,036,800
Property	<b>4,091,760</b>	7,374,000
Construction	<b>2,721,139</b>	2,658,740
Telecommunications	<b>2,130,000</b>	2,044,800
Manufacturing (Preferred)	<b>7,017,260</b>	1,799,780
	<b><u>20,860,159</u></b>	<u>14,914,120</u>
Government bonds	<b><u>58,784,525</u></b>	<u>55,700,985</u>
Unit investment trust funds (UITF)	<b><u>37,957,399</u></b>	<u>68,001,187</u>
Corporate Bonds	<b><u>49,171,013</u></b>	<u>17,023,349</u>
Others	<b><u>922,320</u></b>	<u>-</u>
	<b><u>P 184,478,289</u></b>	<u>P 170,568,742</u>

The fair value of the above investments are determined based on quoted market prices in active markets (classified as Level 1 in the fair value hierarchy), excluding UITF and certain Corporate bond amounting to P6.4 million and nil in 2019 and 2018, respectively (classified as Level 2 in the fair value hierarchy). Plan assets do not comprise any of the Group's own financial instruments or any of its assets occupied and/or used in its operations.

The components of amounts recognized in profit or loss and in other comprehensive income in respect of the defined benefit post-employment plan are as follows:

	<u>Notes</u>	<u>2019</u>	<u>2018</u>	<u>2017</u>
<i>Reported in profit or loss:</i>				
Current service cost	26.1	<b>P 22,037,668</b>	P 16,848,732	P 9,327,496
Net interest expense (income)	25.1, 25.2	<b>( 120,023 )</b>	( 1,148,645 )	576,720
Settlement loss		<u>-</u>	<u>-</u>	<u>3,582,092</u>
		<b><u>P 21,917,645</u></b>	<u>P 15,700,087</u>	<u>P 13,486,308</u>
<i>Reported in other comprehensive income:</i>				
Actuarial gains or losses arising from changes in:				
Financial assumptions		<b>P 41,582,356</b>	( P 32,969,509 )	( P 5,478,352 )
Demographic assumptions		<b>834,124</b>	3,091,223	( 355,175 )
Experience adjustments		<b>33,621</b>	51,934,933	( 5,001,689 )
Return (loss) on plan assets (excluding amounts included in net interest expense)		<b>( 2,560,261 )</b>	10,610,217	( 3,399,323 )
Effect of asset ceiling		<u>-</u>	<u>1,727,069</u>	<u>174,463</u>
		<b><u>P 39,889,840</u></b>	<u>P 34,393,933</u>	<u>( P 14,060,076 )</u>

Current service cost is presented as part of salaries and employee benefits under Selling and Administrative Expenses in the consolidated statements of comprehensive income (see Note 23).

The net interest expense is included as part of Finance Costs under the Other Charges (Income) (see Note 25.1).

In determining the amounts of the defined benefit post-employment obligation, the following significant actuarial assumptions were used:

	<u>2019</u>	<u>2018</u>	<u>2017</u>
Discount rates	<b>5.06% to 5.22%</b>	7.53% to 7.97%	5.70% to 5.82%
Expected rate of salary increases	<b>5.00%</b>	2.00% to 6.00%	5.00% to 6.00%

Assumptions regarding future mortality experience are based on published statistics and mortality tables. The average remaining working lives of an individual retiring at the age of 60 for both males and females is 25.1 and 20.0 for the Parent Company and PLPI, respectively.

These assumptions were developed by management with the assistance of an independent actuary. Discount factors are determined close to the end of each reporting period by reference to the interest rates of a zero coupon government bond with terms to maturity approximating to the terms of the post-employment obligation. Other assumptions are based on current actuarial benchmarks and management's historical experience.

*(c) Risks Associated with the Retirement Plan*

The plan exposes the Group to actuarial risks such as investment risk, interest rate risk, longevity risk and salary risk.

*(i) Investment and Interest Risk*

The present value of the defined benefit obligation is calculated using a discount rate determined by reference to market yields of government bonds. Generally, a decrease in the interest rate of a reference government bond will increase the plan obligation. However, this will be partially offset by an increase in the return on the plan's investments and if the return on plan asset falls below this rate, it will create a deficit in the plan. Currently, the plan has relatively balanced investment in cash and cash equivalents, quoted equity securities and UITF.

*(ii) Longevity and Salary Risks*

The present value of the defined benefit obligation is calculated by reference to the best estimate of the mortality of the plan participants both during and after their employment, and to their future salaries. Consequently, increases in the life expectancy and salary of the plan participants will result in an increase in the plan obligation.

*(d) Other Information*

The information on the sensitivity analysis for certain significant actuarial assumptions and the timing and uncertainty of future cash flows related to the retirement plan are described in the succeeding page.

(e) *Sensitivity Analysis*

The following table summarizes the effects of changes in the significant actuarial assumptions used in the determination of the post-employment defined benefit obligation as of December 31:

2019				
Impact on Post-employment Benefit Obligation				
	Change in Assumption		Increase in Assumption	Decrease in Assumption
Discount rate	+/- 1.00%	P	24,298,496	( P 20,982,932 )
Salary increase rate	+/- 1.00%		24,089,410	( 21,199,591 )
2018				
Impact on Post-employment Benefit Obligation				
	Change in Assumption		Increase in Assumption	Decrease in Assumption
Discount rate	+/- 1.00%	(P	13,482,291 )	P 15,252,253
Salary increase rate	+/- 1.00%		15,529,199	( 13,461,468 )

The above sensitivity analysis is based on a change in an assumption while holding all other assumptions constant. This analysis may not be representative of the actual change in the defined benefit obligation as it is unlikely that the change in assumptions would occur in isolation of one another as some of the assumptions may be correlated. Furthermore, in presenting the above sensitivity analysis, the present value of the defined benefit obligation has been calculated using the projected unit credit method at the end of the reporting period, which is the same as that applied in calculating the defined benefit obligation liability recognized in the consolidated statement of financial position.

The methods and types of assumptions used in preparing the sensitivity analysis did not change compared to the previous years.

(i) *Asset-liability Matching Strategies*

To efficiently manage the retirement plan, the Group through its BOD, ensures that the investment positions are managed in accordance with its asset-liability matching strategy to achieve that long-term investments are in line with the obligations under the retirement scheme. A large portion of the plan assets as of December 31, 2019 and 2018 is allocated to market gains and losses and accrued receivables.

(ii) *Funding Arrangements and Expected Contributions*

As of December 31, 2019, the plan is underfunded by P58.7 million based on the latest actuarial valuation. While there are no minimum funding requirement in the country, the size of the underfunding may pose a cash flow risk in about 21 years' time when a significant number of employees is expected to retire.

The Group expects to make contribution of P13.3 million to the plan during the next reporting period.

The maturity profile of undiscounted expected benefit payments from the plan within ten years as of December 31 follows:

	2019	2018
Within one year	P 21,109,357	P 23,403,502
More than one year to five years	86,856,520	71,661,736
More than five years to ten years	<u>190,971,465</u>	<u>149,066,180</u>
	<u>P 298,937,342</u>	<u>P 244,131,418</u>

The weighted average duration of the defined benefit obligation at the end of the reporting period is ten years.

## 27. REGISTRATION WITH THE BOARD OF INVESTMENTS

The Parent Company and PLPI were registered with the Board of Investments (BOI) for certain terminal and facilities that entitled the entities certain tax and non-tax incentives. Terminal and facilities registered with the BOI are as follows:

Note	Location of Project	Entity Registered	Date of Registration	Income Tax Holiday (ITH) Period	Expiry
27.1	Bacolod City	PPPI	May 10, 2012	5 Years	May 9, 2017
27.2	Cagayan De Oro City	PPPI	May 10, 2012	5 Years	May 9, 2017
27.3	Naga City, Cebu	PLPI	March 7, 2013	5 Years	March 6, 2018
27.4	Tayud, Consolacion	PPPI	Nov 24, 2017	5 Years	Nov 24, 2022
27.5	Calapan, Oriental Mindoro	PPPI	Sep 9, 2017	5 Years	Sep 9, 2022
27.6	Villanueva, Misamis Oriental	PPPI	Oct 12, 2017	5 Years	Oct 12, 2022
27.7	Calaca, Batangas Expansion	PPPI	Dec 22, 2017	5 Years	Dec 22, 2022
27.7	Calaca, Batangas Expansion 2	PPPI	April 3, 2019	5 Years	April 3, 2024
27.8	General Santos City	PPPI	March 14, 2019	5 Years	March 14, 2024

### **27.1 BOI Registration for New Investment – Bacolod Storage Terminal**

The Parent Company was registered with the BOI as a new industry participant with new investment in storage, marketing and distribution and bulk marketing of petroleum products under Republic Act 8479, *Downstream Oil Industry Deregulation Act* (RA 8479) for its storage terminal in Bacolod City. Under its registration, the Parent Company is required to observe certain general and specific terms and conditions stated in the provisions of the Omnibus Investments Code of 1987.

### **27.2 BOI Registration for New Investment – Cagayan De Oro City Storage Terminal**

On May 10, 2012, the Parent Company was registered with the BOI as a new industry participant with new investment in storage, marketing and distribution and bulk marketing of petroleum products under RA 8479 for its storage terminal in Cagayan de Oro City. Under its registration, the Parent Company is required to observe certain general and specific terms and conditions stated in the provisions of the Omnibus Investments Code of 1987.

Under its registration, the Parent Company's transaction relating Cagayan de Oro City storage terminal is also entitled to certain tax and non-tax incentives as also mentioned previously.

The ITH for Cagayan de Oro City Storage expired on May 10, 2017.

### **27.3 BOI Registration for New LPG Import Terminal and Lubricant Storage Facilities in Naga City, Cebu**

On March 7, 2013, the PLPI has registered with the BOI under Registration No. 2013-060 for its new investment for the construction of New LPG Import Terminal and Lubricant Storage Facilities in Naga City, Cebu. PLPI's Naga Plant Site is entitled to avail the incentives, which include, among others, ITH for a period of five years without extension from March 2014 or date of registration whichever is earlier but in no case earlier than the date of registration. The ITH for this terminal and storage facility expired on March 6, 2018.

### **27.4 BOI Registration for New Investment in Tayud, Consolacion, Cebu Oil Depot**

On September 19, 2017, the Parent Company has registered with BOI under Registration No. 2017-267 its new project for the Bulk Marketing of Petroleum Products in Tayud, Consolacion, Cebu Oil Depot with 16.7 million liters combined capacity of six storage tanks. Under its new registration, the Parent Company is required to observe certain general and specific terms and conditions stated in the provisions of the Omnibus Investments Code of 1987. The Parent Company's transactions relating to Cebu Oil Depot are entitled to avail the incentives which include, among others, ITH for a period of five years without extension from September 2017 or date of registration whichever is earlier but in no case earlier than the date of registration.

**27.5 BOI Registration for New Investment in Calapan, Oriental Mindoro Oil Depot**

On October 12, 2017, the Parent Company has registered with BOI under Registration No. 2017-287 its new project for the Bulk Marketing of Petroleum Products in Calapan, Oriental Mindoro Oil Depot with 5.0 million liters combined capacity of two storage tanks. Under its new registration, the Parent Company is required to observe certain general and specific terms and conditions stated in the provisions of the Omnibus Investments Code of 1987. The Parent Company's transactions relating to Calapan, Oriental Mindoro Oil Depot are entitled to avail the incentives which include, among others, ITH for a period of five years without extension from October 2017 or date of registration whichever is earlier but in no case earlier than the date of registration.

**27.6 BOI Registration for New Investment in Villanueva, Misamis Oriental Oil Depot**

On November 24, 2017, the Parent Company has registered with BOI under Registration No. 2017-320 its new project for the Bulk Marketing of Petroleum Products in Villanueva, Oriental Mindoro Oil Depot with 49.7 million liters combined capacity of six storage tanks. Under its new registration, the Parent Company is required to observe certain general and specific terms and conditions stated in the provisions of the Omnibus Investments Code of 1987. The Parent Company's transactions relating to Villanueva, Oriental Mindoro Oil Depot are entitled to avail the incentives which include, among others, ITH for a period of five years without extension from November 2017 or date of registration whichever is earlier but in no case earlier than the date of registration.

**27.7 BOI Registration for New Investment in Calaca, Batangas Oil Depot**

On December 22, 2017, the Parent Company has registered with BOI under Registration No. 2017-353 its new project for the Bulk Marketing of Petroleum Products in Calaca, Batangas Oil Terminal with 78.3 million liters combined capacity of seven storage tanks. Under its new registration, the Parent Company is required to observe certain general and specific terms and conditions stated in the provisions of the Omnibus Investments Code of 1987. The Parent Company's transactions relating to Oriental Mindoro Oil Depot are entitled to avail the incentives which include, among others, ITH for a period of five years without extension from January 2018 or date of registration whichever is earlier but in no case earlier than the date of registration.

On April 3, 2019, the Parent Company has registered with BOI under Registration No. 2019-068 its expansion for the Bulk Marketing of Petroleum Products in Calaca, Batangas Terminal, which pertains to the additional one storage tank with capacity of 16.1 million liters. Under its new registration, the Parent Company is required to observe certain general and specific terms and conditions stated in the provisions of the Omnibus Investments Code of 1987. The Parent Company's transactions relating to the additional one storage tank are entitled to avail the incentives which include, among others, ITH for a period of five years without extension from April 2019 or date of registration whichever is earlier but in no case earlier than the date of registration.

**27.8 BOI Registration for New Investment in General Santos City Oil Depot**

On March 14, 2019, the Parent Company has registered with BOI under Registration No. 2019-051 its new project for the Bulk Marketing of Petroleum Products in General Santos City Oil Depot. Under its new registration, the Parent Company is required to observe certain general and specific terms and conditions stated in the provisions of the Omnibus Investments Code of 1987. The Parent Company's transactions relating to General Santos City Oil Depot are entitled to avail the incentives which include, among others, ITH for a period of five years without extension from March 2019 or date of registration whichever is earlier but in no case earlier than the date of registration.

As of December 31, 2019 and 2018, the Parent Company and PLPI have complied with the terms and conditions under their ITH registrations.

## 28. TAXES

The components of tax expenses reported in the consolidated profit or loss and in the consolidated other comprehensive income is presented below.

	2019	2018	2017
<i>Reported in profit or loss:</i>			
Current tax expense:			
Regular corporate income tax (RCIT) at 30.00% and 17.00%	P 306,486,865	P 723,376,187	P 558,801,190
Concessionary tax at 10.00%	3,480,410	-	-
Final tax at 20.00% and 7.50%	2,495,031	9,174,318	3,157,079
Minimum corporate income tax (MCIT) at 2.00%	1,428,924	12,308,333	1,657,937
	<u>313,891,230</u>	<u>744,858,838</u>	<u>563,616,206</u>
Deferred tax expense (income) relating to origination and reversal of temporary differences	33,768,003	(138,270,517)	(155,548,968)
	<u>P 347,659,233</u>	<u>P 606,588,321</u>	<u>P 408,067,238</u>
<i>Reported in other comprehensive income:</i>			
Deferred tax expense relating to origination and reversal of temporary differences	(P 31,647,040)	P 355,635,633	P 4,218,023

A reconciliation of tax on pretax profit computed at the applicable statutory rates to tax expense reported in the consolidated profit or loss is as follows:

	2019	2018	2017
Tax on pretax profit at 30.00% and 17.00%	P 599,910,093	P 893,992,261	P 804,031,571
Adjustment for income subjected to lower income tax rates	5,128,568	(1,671,503)	(186,606,000)
Tax effects of:			
Adjustment for income and expenses under ITH	(319,235,104)	(353,339,769)	(190,713,945)
Non-deductible expenses	98,250,449	17,551,587	62,995,167
Non-taxable income	(36,005,434)	(7,656,113)	(2,732,284)
Share benefit expense on on exercised stock options	(2,656,016)	(2,533,289)	(2,528,710)
Reversal of MCIT	2,266,677	2,696,116	3,157,282
Unrecognized deferred tax asset	-	72,038,868	-
Recognition of previously unrecognized deferred tax asset on impairment losses	-	(16,415,482)	-
Reversal of net operating loss carry over (NOLCO)	-	1,881,501	2,761,014
Reversal of deferred tax liability on 2017 unrealized forex gain, realized in 2018	-	44,144	(83,181,314)
Derecognition of previously recognized deferred tax assets	-	-	884,457
	<u>-</u>	<u>-</u>	<u>884,457</u>
Tax expense reported in consolidated statements of comprehensive income	<u>P 347,659,233</u>	<u>P 606,588,321</u>	<u>P 408,067,238</u>

The net deferred tax assets and liabilities as of December 31, 2019 and 2018 pertain to the following:

	Consolidated Statements of Financial Position		Effects of Business Combination	Consolidated Statements of Comprehensive Income						
				Profit or Loss			Other Comprehensive Income (Loss)			
	2019	2018		2019	2019	2018	2017	2019	2018	2017
Deferred tax assets:										
Provision for losses on lost cylinders	P 78,914,501	P 78,914,501	P -	P -	P 7,287,145	P -	P -	P -	P -	P -
Unamortized past service cost	22,583,297	33,066,105	-	( 10,482,808)	25,335,330	1,600,550	-	-	-	-
Post-employment benefit obligation	19,129,322	587,075	-	6,575,296	( 11,624,391)	( 6,006,157)	11,966,951	10,318,180	( 4,218,023)	-
NOLCO	18,460,448	1,570,632	-	11,492,684	( 13,720,738)	4,116,765	-	-	-	-
Unrealized foreign currency loss – net	10,484,099	12,912,783	-	( 2,428,684)	11,063,337	1,110,382	-	-	-	-
MCIT	6,209,364	6,967,764	-	4,638,732	347,035	( 1,037,884)	-	-	-	-
Accrued rent expense	-	13,465,656	-	( 13,465,656)	13,465,656	( 2,593,275)	-	-	-	-
Others	-	-	-	-	( 761,428)	( 1,041,871)	-	-	-	-
	<u>155,781,031</u>	<u>147,484,516</u>	<u>-</u>	<u>( 3,670,436)</u>	<u>31,391,946</u>	<u>( 3,851,490)</u>	<u>11,966,951</u>	<u>10,318,180</u>	<u>( 4,218,023)</u>	
Deferred tax liabilities:										
Lease liability	P 224,575,042	P -	P -	P 224,575,042	P -	P -	P -	P -	P -	P -
Fair value gains on investment property	( 472,357,724)	( 408,299,316)	-	( 42,764,656)	( 187,482,300)	( 220,817,016)	( 21,293,752)	-	-	-
Gain on revaluation of land	( 463,161,826)	( 365,953,813)	( 110,446,823)	35,559,049	-	-	( 22,320,239)	( 365,953,813)	-	-
Right-of-use assets	( 202,536,021)	-	-	( 202,536,021)	-	-	-	-	-	-
Impairment losses on trade and other receivables	198,825,527	172,626,073	-	26,199,454	37,127,041	( 3,955,666)	-	-	-	-
Accrued rent income	( 24,578,726)	( 13,987,805)	-	( 10,590,921)	( 3,145,841)	( 10,106,110)	-	-	-	-
Unrealized foreign currency gains – net	( 9,164,871)	( 16,161,363)	-	6,996,492	( 16,161,363)	83,181,314	-	-	-	-
	<u>( 748,398,599)</u>	<u>( 631,776,224)</u>	<u>( 110,446,823)</u>	<u>37,438,439</u>	<u>( 169,662,463)</u>	<u>( 151,697,478)</u>	<u>( 43,613,991)</u>	<u>( 365,953,813)</u>	<u>-</u>	
Net deferred tax asset (liability)	<u>(P 592,617,568)</u>	<u>(P 484,291,708)</u>	<u>(P 110,446,823)</u>							
Net deferred tax income (expense)				<u>P 33,768,003</u>	<u>(P 138,270,517)</u>	<u>(P 155,548,968)</u>	<u>(P 31,647,040)</u>	<u>(P 355,635,633)</u>	<u>(P 4,218,023)</u>	

The amounts of NOLCO and the applicable years these are valid and deductible from the taxable income are shown below.

<u>Taxable Years</u>		<u>Original Amount</u>		<u>Tax Effect</u>	<u>Valid Until</u>
2019	P	58,778,118	P	17,633,435	2022
2017		<u>2,756,710</u>		<u>827,013</u>	2020
	P	<u>61,534,828</u>	P	<u>18,460,448</u>	

Except for foreign subsidiaries, which are governed by taxes as prescribed by tax authorities of the countries they are domiciled, the Group is subject to MCIT, which is computed at 2.00% of gross income net of allowable deductions, as defined under the tax regulations, or RCIT, whichever is higher. MCIT was higher than RCIT for all the years presented for PGMI, PPMI and SPTT, respectively.

The amounts of MCIT and the applicable years that are valid and deductible from future regular income tax payable are shown below.

<u>Taxable Years</u>		<u>Normal Income Tax</u>	<u>MCIT</u>	<u>Excess of MCIT over Income Tax</u>	<u>Tax Effect</u>	<u>Valid Until</u>
2019	P	-	P 1,428,924	P 1,428,924	P 1,428,924	2022
2018		-	3,113,011	3,113,011	3,113,011	2021
2017		<u>-</u>	<u>1,667,430</u>	<u>1,667,430</u>	<u>1,667,430</u>	2020
	P	<u>-</u>	<u>P 6,209,365</u>	<u>P 6,209,365</u>	<u>P 6,209,365</u>	

In 2019, 2018 and 2017, the Group claimed itemized deductions in computing for its income tax due.

## 29. RELATED PARTY TRANSACTIONS

The Group's related parties include the ultimate Parent Company, PPHI, stockholders, the Group's key management personnel, entities under common ownership by the ultimate parent Company and others as described in the succeeding pages.

The summary of the Group's transactions with its related parties as of December 31, 2019, 2018, and 2017 is presented in the next page.



Category	Related Party Notes	Amount of Transactions			Outstanding Balance	
		2019	2018	2017	2019	2018
<b>Other related parties under common ownership</b>						
Sale of subsidiaries	7,29.9	P -	P -	P -	P 500,000,000	500,000,000
Sale of goods	7,29.1	7,480,791,892	4,732,957,659	2,038,584,803	4,207,636,773	1,851,288,462
Sale of services	7,29.10	686,538,216	322,703,055	-	714,935,482	346,703,054
Purchase of goods	22,29.2	3,438,172,675	1,035,334,676	-	34,074,046	56,511,741
Purchase of services	20,29.2	-	352,010,893	115,202,871	-	2,467,366
Purchase of land	20,29.11	-	92,880,000	-	-	19,876,320
Advances to suppliers	7,29.2	1,154,125,041	115,305,467	-	30,811,857	115,305,467
Management fees	7,29.6	281,173	-	( 2,139,028 )	86,614,907	86,598,808
Rentals	20,29.3	101,414,780	104,531,407	41,194,056	-	5,774,879
Prepaid Rent		9,362,671	-	-	-	9,362,671
Advances for option to purchase properties	7,17,29.12	( 77,036,191 )	2,577,036,191	-	2,500,000,000	2,577,036,191
Due from related parties	29.4	2,073,628	421,266,746	( 988,966,628 )	1,986,811	939,271,644
Donations	24,29.13	8,825,000	30,610,000	-	-	-
<b>Ultimate parent</b>						
Advances to suppliers	17,29.2	950,752,328	742,356,217	13,456,176	1,651,621,799	1,167,194,841
Lease liability	12,24,25.1,29.3	167,656,447	-	-	167,656,447	-
Rentals	20,29.3	-	7,106,449	1,101,775	-	-
Sale of services	7,29.10	443,569,686	100,000,000	-	497,082,768	112,000,000
Sale of goods	7,29.1	795,636	392,022	-	-	126,897
<b>Key management personnel</b>						
Salaries and Employee benefits	24,29.7	264,741,615	258,103,179	80,182,994	-	-

## 29.1 Sale of Goods

The Group sells products to certain related parties under common ownership. Goods are sold on the basis of the price lists in force with non-related parties. Revenues arising from these transactions are presented as part of Sale of Goods in the consolidated statements of comprehensive income. The outstanding receivables from sales of goods to other related parties are presented as part of Trade Receivables under the Trade and Other Receivables account in the consolidated statements of financial position (see Note 7).

The outstanding receivables from related parties are unsecured, do not bear any interest and collectible in cash on demand. In 2018, as a result of adoption of PFRS 9, allowance for impairment losses for trade receivables from related parties that is charged to opening retained earnings amounted to P17.2 million (see Notes 4.3 and 7). No additional impairment loss was recognized in 2019 based on management's assessment.

## 29.2 Purchases of Goods and Services

The Group purchased goods and services from related parties on the basis of price lists in force with non-related parties. Total purchase of goods and services from related parties is presented as part of Cost of Sales in the consolidated statements of comprehensive income and the related outstanding payables for goods purchased and services obtained are presented as part of trade payables under Trade and Other Payables account in the consolidated statements of financial position (see Note 20). The outstanding balances are unsecured, non-interest bearing, payable on demand and normally settled in cash.

In addition, the Group advances certain amount to certain related parties for the purchase of services. The amount is credited upon the performance of the contractual obligation by the related parties. The outstanding balances are presented as part of advances to suppliers under Trade and Other Receivables account in the consolidated statements of financial position (see Note 7). Certain advances to the Group's ultimate parent were also made for the purchase of properties and is presented as Advances to Supplier under other non-current assets in the consolidated statements of financial position (see Note 17). The outstanding balances are unsecured, non-interest bearing, payable on demand and normally settled in cash.

### 29.3 Rentals

The Group has the following lease agreements with the following related parties under common ownership:

- (a) Udenna Corporation – of which total rent expense incurred in the years 2019, 2018 and 2017 amounted to nil, P7.1 million and P1.1 million, respectively. Refundable rental deposits amounted to P0.77 million and nil as of December 31, 2019 and 2018, respectively, and is presented as part of refundable rental deposits under Other Non-current Assets in the consolidated statements of financial position (see Note 17).
- (b) Udenna Land, Inc. (ULI) – of which total rent expense in the years 2019, 2018 and 2017 amounted to nil, P7.2 million and P6.3 million, respectively. Prepaid rent amounted to nil and P1.3 million in 2019 and 2018, respectively (see Note 10). Rental deposit for the lease amounted to P6.7 million and P6.5 million as of December 31, 2019 and 2018, respectively, is presented as part of refundable rental deposits under Other Non-current Assets in the consolidated statements of financial position (see Note 17).
- (c) Valueleases, Inc. (VLI) – of which total rent expense on short-term leases in the years 2019, 2018 and 2017 amounted to P78.4 million, P72.4 million and P34.9 million, respectively. Prepaid rent amounted to P9.3 million and P17.8 million in 2019 and 2018, respectively (see Note 10). Refundable rental deposits amounted to P21.1 million and P19.0 million as of December 31, 2019 and 2018, respectively, and is presented as part of refundable rental deposits under Other Non-current Assets in the consolidated statements of financial position (see Note 17).

The rent expenses aforementioned are presented as part of Selling and Administrative Expenses in the consolidated statements of comprehensive income (see Note 24) and the related outstanding rent payables for ULI and VLI are presented as part of Trade Payables while the outstanding rent payable to Udenna Corporation is presented as part of Accrued Expenses, both under Trade and Other Payables account in the consolidated statements of financial position (see Note 20).

In 2019, PFM entered into lease agreement with Udenna Corporation for 15 years. PFM recognized lease liability of P164.5 million at initial recognition. PFM also recognized depreciation expense and interest expense amounting to P4.6 million and P4.5 million, respectively (see Notes 12, 24 and 25.1).

### 29.4 Due from Related Parties

The Group grants and obtains unsecured advances to and from related parties under common ownership for working capital requirements and other purposes.

As of December 31, 2019 and 2018, the outstanding receivable from related parties are shown as Due from Related Parties in the consolidated statements of financial position. Due from Related Parties are either receivable in cash or paid through offsetting, unsecured non-interest-bearing liabilities and are expected to be paid within one year.

The breakdown of the Due from Related Parties as of December 31 is as follows:

	Note	<u>2019</u>	<u>2018</u>
PAPI		<b>P 1,979,538</b>	P 5,241,248
P-H-O-E-N-I-X Philippines Foundation, Inc. (PPFI)		<b>94,089</b>	58,118
Calaca Industrial Seaport Corp. (CISC)		-	933,096,022
Galaxi Petroleum Fuels, Inc.		-	876,256
Udenna Corporation		-	540,810
		<b>2,073,627</b>	939,812,454
Allowance for impairment	4.2(b)	<b>( 86,816 )</b>	<b>( 1,908,282 )</b>
		<b><u>P 1,986,811</u></b>	<b><u>P 937,904,172</u></b>

The movement of Due from Related Parties as of December 31 is as follows:

	<u>Notes</u>	<u>2019</u>	<u>2018</u>
Balance at beginning of year		<b>P 937,904,172</b>	P 516,096,616
Reclassification	7	( <b>933,096,022</b> )	( 77,018,291 )
Collections		( <b>6,716,432</b> )	( 25,952,983 )
Additions		<b>2,073,627</b>	524,778,830
Recovery of bad debts		<b>1,908,282</b>	-
Impairment loss for the year	24	( <b>86,816</b> )	-
Balance at end of year		<b><u>P 1,986,811</u></b>	<b><u>P 937,904,172</u></b>

### 29.5 Loan Collaterals

The TLA with DBP, OLSA with BDO and PBCComm, loan agreement with HSBC and CBC and certain banks loans of the Parent Company were guaranteed by certain stockholders through a surety agreement with the respective banks (see Note 9).

### 29.6 Management Fees

The Parent Company's non-trade receivables include receivable from CISC representing management fees for the services rendered by the Parent Company to CISC when the latter is still a wholly-owned subsidiary by the former. Under the Management Contract entered into by the Parent Company and CISC, the former will manage CISC:

- (a) to secure and maintain a strong market position for CISC in the real estate industry;
- (b) sustain the long-term profitability of CISC; and,
- (c) develop a core of competent and effective management professionals in CISC.

In return, CISC will pay a certain amount of management fee annually. Previous to the deconsolidation, the outstanding balance pertaining to the management fees were being eliminated in the consolidated financial statements. Total receivable from CISC is presented as part of Non-trade receivables under Trade and Other Receivables in the consolidated statements of financial position (see Note 7) and are unsecured, non-interest bearing, payable on demand and normally settled in cash.

### 29.7 Key Management Compensations

The compensation of key management personnel are broken down as follows:

	<u>2019</u>	<u>2018</u>	<u>2017</u>
Salaries and wages	<b>P 209,333,343</b>	P 215,217,266	P 59,621,546
13 <sup>th</sup> month pay and bonuses	<b>21,772,957</b>	17,622,482	5,488,660
Honoraria and allowances	<b>13,110,558</b>	13,192,196	6,242,372
Post-employment benefits	<b>16,794,233</b>	8,494,913	3,623,132
Share-based payment	<b><u>3,730,524</u></b>	<b><u>3,576,322</u></b>	<b><u>5,207,284</u></b>
	<b><u>P 264,741,615</u></b>	<b><u>P 258,103,179</u></b>	<b><u>P 80,182,994</u></b>

### 29.8 Retirement Plan

The Group's retirement fund for its defined benefit post-employment plan is administered and managed by a trustee bank. The fair value and composition of the plan assets as of December 31, 2019 and 2018 is shown in Note 26.3. As of December 31, 2019 and 2018, the retirement plan has no investment in shares of stocks of the Parent Company and other listed related parties.

The retirement fund neither provides any guarantee or surety for any obligation of the Group nor its investments covered by any restrictions or liens.

The details of the contributions of the Group and the benefits paid out by the plan are presented in Note 26.3.

### **29.9 Sale of Subsidiaries**

In 2016, the Parent Company disposed its equity share in CSC to Chelsea Logistics and Infrastructure Holdings Corp. (CLIHC), and in CISC to Udenna Land, Inc. (ULI). Total consideration of the sale of subsidiaries amounted to P3,000.0 million, in which a total of P500.0 million is still receivable as of both December 31, 2019 and 2018. The outstanding receivables arising from the sale of subsidiaries is presented as part of Non-trade receivables under Trade and Other Receivables in the 2019 and 2018 consolidated statement of financial position (see Note 7).

### **29.10 Sale of Service**

In 2019 and 2018, the Group entered into a service agreement with certain related parties to temporarily operate and manage the related parties' operations. Total service income recognized in 2019 and 2018 amounted to P686.5 million and P337.5 million, respectively. The outstanding balance from services rendered to related parties amounted to P1.3 billion and P458.7 million in 2019 and 2018, respectively.

The service income is presented as part of Fuel Service and Other Revenues in the consolidated statements of comprehensive income and the related outstanding receivables are presented as part of Non-Trade Receivables under Trade and Other Receivables account in the consolidated statements of financial position (Note 7). The outstanding balances are unsecured, non-interest bearing, payable on demand and normally settled in cash.

### **29.11 Purchase of Land**

In 2018, the Group acquired land from CISC amounting to P92.9 million, with outstanding balance of P19.9 million presented as part of Trade Payables under Trade and Other Payables account in the consolidated statements of financial position (Note 20). The outstanding balances are unsecured, non-interest bearing, payable on demand and normally settled in cash. The amount was settled in 2019.

### **29.12 Advances for Option to Purchase Properties**

In 2018, the Group entered into reservation agreements with a one-year option period with Global Gateway Development Corporation (GGDC) and Udenna Tower Corporation (UTOWCO) for option to purchase leasehold rights and properties, respectively. The consideration paid for GGDC and UTOWCO amounted to P2,322.7 million and P254.2 million, respectively. The payments made are creditable to the payment of the purchase price of the leasehold rights and properties in the event that a Contract of Sublease covering the purchase of the sublease rights of the properties is executed or returned or refunded to the Group in the event that the referenced Contract of Sublease is not executed within the option period. The related advances are presented as part of Advances to Suppliers under Trade and Other Receivables in the 2018 consolidated statement of financial position (see Note 7).

In 2019, the option to purchase properties remained unexercised. Accordingly, this was reclassified to Other Non-current Assets in the 2019 consolidated statement of financial position (see Note 17).

### **29.13 Others**

The Group granted P8.8 million and P30.6 million donations to Udenna Foundation, Inc. in 2019 and 2018, respectively. These are presented as part of Donations and Contributions under the Selling and Administrative expenses account in the consolidated statements of comprehensive income (see Note 24).

### 30. EQUITY

#### 30.1 Capital Stock

Capital stock consists of:

	Shares			Amount		
	2019	2018	2017	2019	2018	2017
Preferred – cumulative, nonvoting, non-participating, non-convertible into common shares - P1 par value						
Authorized:	<u>50,000,000</u>	<u>50,000,000</u>	<u>50,000,000</u>	<u>P 50,000,000</u>	<u>P 50,000,000</u>	<u>P 50,000,000</u>
Issued:						
Balance at beginning of year	32,000,000	30,000,000	30,000,000	32,000,000	P 30,000,000	P 30,000,000
Issuance during the year	7,000,000	2,000,000	-	7,000,000	2,000,000	-
Redemption	( 2,000,000 )	-	-	( 2,000,000 )	-	-
Balance at end of year	<u>37,000,000</u>	<u>32,000,000</u>	<u>30,000,000</u>	<u>37,000,000</u>	<u>32,000,000</u>	<u>30,000,000</u>
Treasury shares						
Balance at beginning of year	( 10,000,000 )	( 5,000,000 )	( 5,000,000 )	( 10,000,000 )	( 5,000,000 )	( 5,000,000 )
Redemption	-	( 5,000,000 )	-	-	( 5,000,000 )	-
Balance at end of year	<u>( 10,000,000 )</u>	<u>( 10,000,000 )</u>	<u>( 5,000,000 )</u>	<u>( 10,000,000 )</u>	<u>( 10,000,000 )</u>	<u>( 5,000,000 )</u>
Issued and outstanding	<u>27,000,000</u>	<u>22,000,000</u>	<u>25,000,000</u>	<u>P 27,000,000</u>	<u>P 22,000,000</u>	<u>P 25,000,000</u>
Common – P1 par value						
Authorized:	<u>2,500,000,000</u>	<u>2,500,000,000</u>	<u>2,500,000,000</u>	<u>P2,500,000,000</u>	<u>P2,500,000,000</u>	<u>P2,500,000,000</u>
Issued:						
Balance at beginning of year	1,434,304,232	1,431,538,232	1,428,777,232	P1,434,304,232	P1,431,538,232	P1,428,777,232
Issuance during the year	2,900,000	2,766,000	2,761,000	2,900,000	2,766,000	2,761,000
Balance at end of year	1,437,204,232	1,434,304,232	1,431,538,232	1,437,204,232	1,434,304,232	1,431,538,232
Treasury shares	( 31,000,000 )	( 31,000,000 )	-	( 344,300,000 )	( 344,300,000 )	-
Issued and outstanding	<u>1,406,204,232</u>	<u>1,403,304,232</u>	<u>1,431,538,232</u>	<u>P1,092,904,232</u>	<u>P1,090,004,232</u>	<u>P1,431,538,232</u>
				<u>P1,119,904,232</u>	<u>P1,112,004,232</u>	<u>P1,456,538,232</u>

- (a) On April 23, 2012, the SEC approved the Parent Company's increase in authorized capital stock from P800.0 million divided into 750.0 million common shares with a par value of P1 and P50.0 million preferred shares with par value of P1 per share to P2,550.0 million divided into 2,500.0 common shares with par value of P1 per share and 50.0 million preferred shares with par value of P1 per share.
- (b) In 2016, the Parent Company's BOD approved the buy-back share program of PNx (common) shares of up to P450.0 million. In various dates in 2016, the Parent Company purchased its 54.4 million of its shares with corresponding total cost of P330.7 million.
- (c) In 2017, the Parent Company purchased 15.8 million of its shares with corresponding total cost of P109.4 million. Subsequently, the Parent Company sold all of its treasury shares amounting to P440.1 million. The total consideration received on November 6, 2017 for the sale of treasury shares amounted to P807.2 million which resulted to an additional paid-in capital of P367.1 million (see Note 30.4).
- (d) In 2018, the Parent Company purchased a total of 31.0 million of its common shares with corresponding total cost of P344.3 million.

- (e) On December 20, 2013, the Parent Company redeemed the preferred shares issued in 2010 (1<sup>st</sup> and 2<sup>nd</sup> tranche) and re-issued the same amount of P5.0 million (5.0 million shares at P1 par value).

The preferred shares shall have the following features as provided in the subscription agreement:

- Non-convertible into common shares;
- Non-participating in any other corporation activities or other further dividends, non-voting, except in cases specified by law;
- No pre-emptive rights over the holders of common shares as to distribution of net assets in the event of dissolution or liquidation and in the payment of dividends at a specified rate. The BOD shall determine its issued value at the time of issuance and shall determine its dividend rates and the dividends shall be paid cumulatively; and,
- The preferred shares shall be redeemable at the Parent Company's option under such terms as the BOD may provide at the time of issuance. It shall also be re-issuable when fully redeemed.
- Dividends on the preferred shares shall have a fixed rate of 8.25% per annum calculated in respect of each share with reference to the Issue Price thereof in respect to each dividend period.
- Dividends shall be payable every September 21, December 21, March 21 and June 21 of each year (each a "Dividend Payment Date"). The dividends on the Preferred Shares shall be calculated on a 30/360 day basis and shall be paid quarterly in arrears on the last day of each 3-month dividend period (each a Dividend Payment Date), as and if declared by the BOD. If the Dividend Payment Date is not a banking day, dividends shall be paid on the next succeeding banking day, without adjustment as to the amounts of dividends to be paid.
- The preferred shares shall have priority in the payment of dividends at the stipulated rate at the time of issuance and in the distribution of corporate assets in the event of liquidation and dissolution of the Parent Company. As such, the BOD to the extent permitted by law shall declare dividends each quarter sufficient to pay the equivalent dividend. Dividends on the shares shall be cumulative. If for any reason the Parent Company's BOD does not declare a dividend on the Preferred Shares for a particular dividend period, the Parent Company shall not pay a dividend for said dividend period. However, on any future Dividend Payment Date on which dividends are declared, the holders of the shares shall receive the dividends accrued and unpaid to the holders of the Preferred Shares prior to such Dividend Payment Date. Holders of Preferred Shares shall not be entitled to participate in any other further dividends beyond the dividends specifically payable on the Preferred Shares.

Moreover, the subscription agreement requires that the Parent Company undertakes to maintain a debt to equity ratio of 3:1 throughout the life of the preferred shares. The Parent Company complied with this requirement in all applicable years presented.

- (f) On December 18, 2015, the Parent Company issued and listed its 20.0 million perpetual preferred shares (P1.0 par value) Series 3 with the PSE (the 3<sup>rd</sup> tranche). The preferred shares' offer price is P100 per share and issued to various subscribers in two subseries – PNX3A and PNX3B (see Note 30.2).

The 3<sup>rd</sup> tranche of preferred shares have the same features with the 1<sup>st</sup> and 2<sup>nd</sup> tranche of preferred shares except for the following:

Dividend rates:	PNX3A	7.43% per annum
	PNX3B	8.11% per annum

Dividend payment dates: Dividends shall be payable on March 18, June 18, September 18 and December 18 on each year. The dividends on these shares shall be calculated on a 30/360 day basis and shall be paid quarterly in arrears on the last day of each three-month dividend period based on the offer price calculated in respect of each share for each dividend period, as and if declared by the Parent Company's BOD.

The subscription agreement does not include financial, affirmative and negative covenants.

- (g) On December 3, 2018, the Parent Company entered into a Subscription Agreement for a perpetual preferred shares with RCBC Capital Corporation, which was taken from the unissued portion of the authorized capital stock of the Parent Company. The preferred shares with the same features under Note 28.1(e) were issued on December 5, 2018. The issuance was by way of private placement of P2,000.0 million, consisting of 2,000.0 million preferred shares at an offered price of P1,000.0 per share. Initial dividend rate is at 8.25% per annum. The subscription agreement does not include financial, affirmative and negative covenants.
- (h) On November 7, 2019, the Parent Company issued and listed its 7.0 million perpetual preferred shares (P1.0 par value) Series 4 with the PSE. The preferred shares' offer price is P1,000.00 per share and issued to various subscribers (see Note 30.2).

The Series 4 of preferred shares have the same features with the 3 tranches of preferred shares except for the following:

Dividend rates:	PNX4	7.5673% per annum (Initial dividend rate)
-----------------	------	---

Unless the preferred shares are redeemed by the Parent Company on the 3<sup>rd</sup> anniversary of the issue date, the applicable dividend rate shall be adjusted to the higher of the initial dividend rate and the simple average of the yield designated as "Final BVAL YTM" for the 7-year Republic of the Philippines peso-denominated domestic government bonds, for three (3) business days immediately preceding (and including) the 3<sup>rd</sup> anniversary of the issue date plus 850 basis points.

Dividend payment dates: Dividends shall be payable on February 7, May 7, August 7 and November 7 on each year. The dividends on these shares shall be calculated on a 30/360 day basis and shall be paid quarterly in arrears on the last day of each three-month dividend period based on the offer price calculated in respect of each share for each dividend period, as and if declared by the Parent Company's BOD.

The subscription agreement does not include financial, affirmative and negative covenants.

### 30.2 Listing with PSE

On July 11, 2007, the Parent Company offered a portion of its common stocks for listing with the PSE. Number of common shares registered was 29.0 million with an issue price of P9.80.

The Parent Company' successfully listed its perpetual preferred shares Series 3 with the PSE on December 18, 2015 (see Note 30.1).

On November 7, 2019, the Parent Company has listed its Series 4 preferred shares with the PSE (see Note 30.1).

The market prices of the shares as of December 31 are as follows:

	<u>2019</u>	<u>2018</u>	<u>2017</u>
PNX (Common)	P 11.94	P 10.74	P 12.88
PNX 3A (Preferred)	100.60	100.00	103.70
PNX 3B (Preferred)	106.70	102.00	108.80
PNX 4 (Preferred)	1,022.00	-	-

### 30.3 Track Registration of Shares

The number of shareholders as of December 31 are as follows:

	<u>2019</u>	<u>2018</u>	<u>2017</u>
Common	62	66	60
Preferred			
a) First tranche	-	-	-
b) Second tranche	1	1	1
c) PNX 3A	5	5	5
d) PNX 3B	4	4	4
e) PNX 4	3	-	-



In accordance with the Revised Securities Regulation Commission Rule 68, Annex 68-K ; presented below is a summary of the Parent Company's track record of registration of securities.

Transaction	Type of Stock Common or Preferred	No. of Shares Registered	Issue/Offer Price and Par Value	Date of Approval	Issued and Outstanding
Registered, not listed	Common	10,000,000	P 1 Par value	1/11/2004	2,500,000
			1 Issue price		
Registered, not listed	Common	40,000,000	1 Par value	1/12/2006	25,000,000
			1 Issue price		
Registered, not listed	Common	50,000,000	1 Par value	8/7/2006	13,500,000
			1 Issue price		
Registered, not listed	Common	300,000,000	1 Par value	12/29/2006	75,000,000
			1 Issue price		
Initial public offering	Common		1 Par value	7/11/2007	29,000,000
			9.80 Issue price		
30% stock dividends	Common		1 Par value	8/6/2008	43,000,198
40% stock dividends	Common		1 Par value	8/3/2009	73,660,476
Placement SSS	Common		1 Par value	11/13/2009	7,500,000
			5.60 Issue price		
Increase	Common	350,000,000	1	9/7/2010	
Increase	Preferred	50,000,000	1	9/7/2010	
40% stock dividends	Common		1	10/20/2010	107,664,266
30% stock dividends	Common		1	5/6/2011	113,047,475
Increase	Common	1,750,000,000	1	4/23/2012	
50% stock dividends	Common		1	4/26/2012	244,936,203
CSC Acquisitions	Common		1 Par value	9/6/2012	171,250,798
			1.01 Issue price		
Placements	Common		1 Par value	3/11/2013	130,000,000
			9.40 Issue price		
30% stock dividends	Common		1	6/10/2013	329,717,816
Payment for PPHI subscription	Common		1 Par value	10/8/2013	63,000,000
			5.10 Issue price		
Issuance	Preferred		1 Par value	9/21/2010	5,000,000
			100 Issue price		
Redeemed treasury shares	Treasury Shares		1	12/20/2013	( 5,000,000 )
Issuance	Preferred		1 Par value	12/20/2013	5,000,000
Issuance	Preferred		1 Par value	12/18/2015	20,000,000
			100 Issue price		
Redeemed treasury shares	Common		1	5/31/2016	( 500,000 )
Redeemed treasury shares	Common		1	6/13/2016	( 500,000 )
Redeemed treasury shares	Common		1	6/21/2016	( 500,000 )
Redeemed treasury shares	Common		1	6/23/2016	( 1,100,000 )
Redeemed treasury shares	Common		1	6/27/2016	( 250,000 )
Redeemed treasury shares	Common		1	6/28/2016	( 500,000 )
Redeemed treasury shares	Common		1	6/30/2016	( 900,000 )
Redeemed treasury shares	Common		1	7/1/2016	( 897,700 )
Redeemed treasury shares	Common		1	7/4/2016	( 1,900 )
Redeemed treasury shares	Common		1	7/5/2016	( 498,900 )
Redeemed treasury shares	Common		1	7/7/2016	( 228,400 )
Redeemed treasury shares	Common		1	7/8/2016	( 2,650,000 )
Redeemed treasury shares	Common		1	7/11/2016	( 4,001,700 )
Redeemed treasury shares	Common		1	7/12/2016	( 2,000,000 )
Redeemed treasury shares	Common		1	7/14/2016	( 3,000,000 )
(Amounts carried forward)		<u>2,550,000,000</u>			<u>P1,436,248,632</u>

Transaction	Type of Stock Common or Preferred	No. of Shares Registered	Issue/Offer Price and Par Value	Date of Approval	Issued and Outstanding
<i>(Amounts brought forward)</i>		<u>2,550,000,000</u>			<u>P1,436,248,632</u>
Redeemed treasury shares	Common	1		7/15/2016	( 3,600,700 )
Redeemed treasury shares	Common	1		7/19/2016	( 1,000,000 )
Redeemed treasury shares	Common	1		7/22/2016	( 500,000 )
Redeemed treasury shares	Common	1		8/1/2016	( 150,000 )
Redeemed treasury shares	Common	1		8/2/2016	( 203,600 )
Redeemed treasury shares	Common	1		8/5/2016	( 500,000 )
Redeemed treasury shares	Common	1		8/11/2016	( 200,000 )
Redeemed treasury shares	Common	1		8/12/2016	( 500,000 )
Redeemed treasury shares	Common	1		8/18/2016	( 500,000 )
Redeemed treasury shares	Common	1		8/19/2016	( 1,000,000 )
Redeemed treasury shares	Common	1		8/23/2016	( 200,000 )
Redeemed treasury shares	Common	1		8/26/2016	( 500,000 )
Redeemed treasury shares	Common	1		8/30/2016	( 1,000,000 )
Redeemed treasury shares	Common	1		8/31/2016	( 287,300 )
Redeemed treasury shares	Common	1		9/1/2016	( 700,000 )
Redeemed treasury shares	Common	1		9/2/2016	( 760,000 )
Redeemed treasury shares	Common	1		9/6/2016	( 500,000 )
Redeemed treasury shares	Common	1		9/7/2016	( 200,000 )
Redeemed treasury shares	Common	1		9/8/2016	( 298,800 )
Redeemed treasury shares	Common	1		9/9/2016	( 1,000,000 )
Redeemed treasury shares	Common	1		9/13/2016	( 500,000 )
Redeemed treasury shares	Common	1		9/19/2016	( 1,000,000 )
Redeemed treasury shares	Common	1		9/20/2016	( 300,000 )
Redeemed treasury shares	Common	1		9/21/2016	( 600,000 )
Redeemed treasury shares	Common	1		9/23/2016	( 200,000 )
Redeemed treasury shares	Common	1		9/26/2016	( 100,000 )
Redeemed treasury shares	Common	1		9/27/2016	( 386,600 )
Redeemed treasury shares	Common	1		9/28/2016	( 1,000,000 )
Redeemed treasury shares	Common	1		10/3/2016	( 1,029,000 )
Redeemed treasury shares	Common	1		10/4/2016	( 700,000 )
Redeemed treasury shares	Common	1		10/5/2016	( 1,000,000 )
Redeemed treasury shares	Common	1		10/6/2016	( 600,000 )
Redeemed treasury shares	Common	1		10/7/2016	( 1,000,000 )
Redeemed treasury shares	Common	1		10/10/2016	( 650,000 )
Redeemed treasury shares	Common	1		10/12/2016	( 500,000 )
Redeemed treasury shares	Common	1		10/13/2016	( 1,000,000 )
Redeemed treasury shares	Common	1		10/17/2016	( 500,000 )
Redeemed treasury shares	Common	1		10/20/2016	( 500,000 )
Redeemed treasury shares	Common	1		10/21/2016	( 500,000 )
Redeemed treasury shares	Common	1		10/24/2016	( 500,000 )
Redeemed treasury shares	Common	1		10/26/2016	( 850,000 )
Redeemed treasury shares	Common	1		10/27/2016	( 500,000 )
Redeemed treasury shares	Common	1		11/2/2016	( 500,000 )
Redeemed treasury shares	Common	1		11/7/2016	( 300,000 )
Redeemed treasury shares	Common	1		11/9/2016	( 300,000 )
Redeemed treasury shares	Common	1		11/10/2016	( 100,000 )
Redeemed treasury shares	Common	1		11/16/2016	( 100,000 )
Redeemed treasury shares	Common	1		11/17/2016	( 300,000 )
Redeemed treasury shares	Common	1		12/8/2016	( 198,700 )
Redeemed treasury shares	Common	1		12/9/2016	( 700,000 )
<i>Amounts carried forward)</i>		<u>2,550,000,000</u>			<u>P1,406,233,932</u>

Transaction	Type of Stock Common or Preferred	No. of Shares Registered	Issue/Offer Price and Par Value	Date of Approval	Issued and Outstanding
<i>(Amounts brought forward)</i>		<b><u>2,550,000,000</u></b>			<b><u>P1,406,233,932</u></b>
Redeemed treasury shares	Common	1		12/19/2016 (	500,000 )
Redeemed treasury shares	Common	1		12/20/2016 (	1,000,000 )
Redeemed treasury shares	Common	1		12/21/2016 (	1,000,000 )
Redeemed treasury shares	Common	1		12/22/2016 (	500,000 )
Redeemed treasury shares	Common	1		12/23/2016 (	3,000,000 )
Redeemed treasury shares	Common	1		12/27/2016 (	513,100 )
Redeemed treasury shares	Common	1		12/28/2016 (	336,900 )
Redeemed treasury shares	Common	1		1/4/2017 (	300,000 )
Redeemed treasury shares	Common	1		1/5/2017 (	18,800 )
Redeemed treasury shares	Common	1		1/5/2017 (	209,200 )
Redeemed treasury shares	Common	1		1/9/2017 (	111,800 )
Redeemed treasury shares	Common	1		1/9/2017 (	88,200 )
Redeemed treasury shares	Common	1		1/10/2017 (	200,000 )
Redeemed treasury shares	Common	1		1/10/2017 (	300,000 )
Redeemed treasury shares	Common	1		1/12/2017 (	500,000 )
Redeemed treasury shares	Common	1		1/6/2017 (	93,800 )
Redeemed treasury shares	Common	1		1/6/2017 (	206,200 )
Redeemed treasury shares	Common	1		1/12/2017 (	10,000 )
Redeemed treasury shares	Common	1		1/12/2017 (	125,500 )
Redeemed treasury shares	Common	1		1/12/2017 (	14,500 )
Redeemed treasury shares	Common	1		1/13/2017 (	200,000 )
Redeemed treasury shares	Common	1		1/11/2017 (	999,000 )
Redeemed treasury shares	Common	1		1/11/2017 (	107,000 )
Redeemed treasury shares	Common	1		1/11/2017 (	193,000 )
Redeemed treasury shares	Common	1		1/16/2017 (	286,000 )
Redeemed treasury shares	Common	1		1/17/2017 (	200,000 )
Redeemed treasury shares	Common	1		1/23/2017 (	300,000 )
Redeemed treasury shares	Common	1		1/24/2017 (	500,000 )
Redeemed treasury shares	Common	1		1/25/2017 (	500,000 )
Redeemed treasury shares	Common	1		1/27/2017 (	1,000,000 )
Redeemed treasury shares	Common	1		1/31/2017 (	300,000 )
Redeemed treasury shares	Common	1		2/2/2017 (	500,000 )
Redeemed treasury shares	Common	1		2/6/2017 (	500,000 )
Redeemed treasury shares	Common	1		2/16/2017 (	800,000 )
Redeemed treasury shares	Common	1		2/23/2017 (	750,000 )
Redeemed treasury shares	Common	1		2/24/2017 (	500,000 )
Redeemed treasury shares	Common	1		2/27/2017 (	300,000 )
Redeemed treasury shares	Common	1		3/21/2017 (	500,000 )
Redeemed treasury shares	Common	1		3/23/2017 (	187,100 )
Redeemed treasury shares	Common	1		3/27/2017 (	500,000 )
Redeemed treasury shares	Common	1		3/31/2017 (	1,000,000 )
Redeemed treasury shares	Common	1		3/31/2017 (	1,000,000 )
Redeemed treasury shares	Common	1		3/31/2017 (	500,000 )
Redeemed treasury shares	Common	1		4/12/2017 (	500,000 )
Redeemed treasury shares	Common	1		4/18/2017 (	500,000 )
Redeemed treasury shares	Common	1		5/3/2017 (	1,000,000 )
Issuance	Common	1		7/1/2017	2,160,000
Issuance	Common	1		7/1/2017	601,000
Sale of treasury shares	Common	1		11/6/2017	70,193,400
<i>Amounts carried forward)</i>		<b><u>2,550,000,000</u></b>			<b><u>P1,456,538,232</u></b>

Transaction	Type of Stock Common or Preferred	No. of Shares Registered	Issue/Offer Price and Par Value	Date of Approval	Issued and Outstanding
<i>(Amounts brought forward)</i>		<b><u>2,550,000,000</u></b>			<b><u>P1,456,538,232</u></b>
Issuance	Common	1		5/23/2018	73,000
Issuance	Common	1		6/30/2018	2,128,000
Redeemed treasury shares	Common	1		9/12/2018 (	25,000,000 )
Issuance	Common	1		9/30/2018	447,000
Redeemed treasury shares	Common	1		11/21/2018 (	3,500,000 )
Redeemed treasury shares	Common	1		11/21/2018 (	2,500,000 )
Issuance	Preferred	1	Par value	12/5/2018	2,000,000
		1,000	Issue price		
Issuance	Common	1		12/31/2018	118,000
Redeemed treasury shares	Treasury Shares	1		12/20/2018 (	5,000,000 )
Issuance	Common	1	Par value	7/1/2019	2,572,000
Redeemed treasury shares	Preferred	1	Par value	8/15/2019 (	500,000 )
		1,000	Issue price		
Issuance	Common	1	Par value	11/4/2019	328,000
Redeemed treasury shares	Preferred	1	Par value	11/6/2019 (	1,500,000 )
		1,000	Issue price		
Issuance	Preferred	1	Par value	11/8/2019	7,000,000
		1,000	Issue price		
<b>Total</b>		<b><u>2,550,000,000</u></b>			<b><u>P1,433,204,232</u></b>

### 30.4 Additional Paid-in Capital

In 2019, the Parent Company issued 7.0 million of its preferred shares at P1,000.00 per share. Premiums received in excess of the par value amounting to P6,784.7 million, net of stock issue cost of P208.3 million, were recorded as part of Additional Paid-in Capital account in the 2019 consolidated statement of financial position. In addition, the Parent Company also redeemed 2.0 million shares at P1,000.0 per share for a total consideration paid of P2,000.0 million. The payment in excess of the par value of the redeemed share was recorded as reduction under the Additional Paid-in Capital account amounting to P1,998.0 million.

In 2019, the Parent Company issued 2.9 million of its common shares at exercise price of P5.68 per stock option resulting to an additional premium of P22.4 million (Notes 30.1 and 30.7). The fair value of stock options exercised in 2019, which was previously recorded as part of Retained Earnings was reclassified to Additional Paid-in Capital account in the consolidated statements of financial position. The total amount reclassified from Retained Earnings amounted to P8.9 million, which is computed at P3.05 per stock option.

In 2018, the Parent Company issued 2.0 million of its preferred shares at P1,000.0 per share. Premiums received in excess of the par value amounting to P1,998.0 million were recorded as part of Additional Paid-in Capital account in the 2018 consolidated statement of financial position. In addition, the Parent Company also redeemed 5,000.0 million shares at P100.0 per share for a total consideration paid of P500.0 million. The payment in excess of the par value of the redeemed share was recorded as reduction under the Additional Paid-in Capital account amounting to P495.0 million.

In 2018 and 2017, the Parent Company issued 2.8 million of its common shares at exercise price of P5.68 per stock option resulting to an additional premium of P21.4 million and P12.9 million, respectively (see Notes 30.1 and 30.7). The fair value of stock options exercised in 2018 and 2017, which was previously recorded as part of Retained Earnings was reclassified to Additional Paid-in Capital account in the consolidated statements of financial position. The total amount reclassified from Retained Earnings amounted to P8.4 million, which is computed at P3.05 per stock option.

In 2017, the Parent Company redeemed 70.2 million of its treasury shares at a total cost of P807.2 million. Premiums received in excess of the cost of treasury shares amounting to P367.1 million were recorded under Additional Paid-in Capital account in the 2017 consolidated statement of financial position (see Note 30.1).

In 2015, the Parent Company issued 20.0 million of its preferred shares at P100.0 per share. Premiums received in excess of the par value during the public offering amounting to P1,952.9 million were recorded under Additional Paid-in Capital account in the 2015 consolidated statement of financial position.

In 2013, the Parent Company issued 130.0 million of its common shares at P9.40 per share and 63.0 million common shares at P5.10 per share. The excess of the par value for such subscriptions amounting to P1,350.3 million was recorded as part of Additional Paid-in Capital account in the 2013 consolidated statement of changes in equity. In addition, direct cost of the share issuances amounting to P34.1 million was deducted from the Additional Paid-in Capital account.

In 2012, the Parent Company issued 171.3 million shares in favor of Udenna Management and Resources Corporation (UMRC) in relation to the share-for-share swap acquisition of Chelsea Shipping Corporation (CSC). The business combination under common control was accounted for under pooling of interest-type method. The excess of par value of such issuance amounted to P1,248.9 million was recorded as part of the beginning balance of the Additional Paid-in Capital account.

In 2010, the Parent Company issued 5.0 million of its preferred shares at P100 per share. The excess of par value for such subscription amounting to P495.0 million was recorded as part of Additional Paid-in Capital account in the consolidated statements of financial position. In addition, the excess of the selling price over the acquisition cost of the treasury shares sold in 2010 also constitutes the Additional Paid-in Capital account. The preferred shares issued in 2010 were redeemed on December 20, 2013 and on the same date, the same share and value of preferred shares were issued, except for the reduced rate.

In 2009, the Social Security System has bought an initial 2.83% stake in the Parent Company representing 7.5 million subscribed common shares for P42.0 million or at P5.60 per share. The excess of par value for such subscription amounting to P34.5 million was recorded under Additional Paid-in Capital account in the consolidated statements of financial position.

In 2007, the Parent Company listed its shares of stock with PSE. Premiums received in excess of the par value during the public offering amounting to P227.1 million were recorded under Additional Paid-in Capital account in the consolidated statements of financial position.

### 30.5 Revaluation Reserves

The components and reconciliation of items of other comprehensive income presented in the consolidated statements of changes in equity at their aggregate amount under Revaluation Reserves account, are shown below and in the succeeding page.

	Revaluation of Land	Actuarial Gain or Loss on Defined Benefit Obligation	Accumulated Translation Adjustment	Total
Balance as of January 1, 2019				
As previously reported	P 853,892,230	( P 26,381,802 )	P -	P 827,510,428
Prior period adjustment [see Note 2.1(b)]	-	-	24,928,394	24,928,394
As restated	<u>853,892,230</u>	<u>( 26,381,802 )</u>	<u>24,928,394</u>	<u>852,438,822</u>
Revaluation increment	145,379,972	-	-	145,379,972
Remeasurements of post-employment defined benefit obligation	-	( 39,889,840 )	-	( 39,889,840 )
Translation adjustment	-	-	( 69,712,613 )	( 69,712,613 )
Tax income (expense)	( 43,613,991 )	11,966,951	-	( 31,647,040 )
Other comprehensive income (loss) after tax	<u>101,765,981</u>	<u>( 27,922,889 )</u>	<u>( 69,712,613 )</u>	<u>4,130,479</u>
Transfer to retained earnings due to change in the use of land (see Notes 11 and 16)	( 49,685,423 )	-	-	( 49,685,423 )
Translation adjustment attributable to non-controlling interests	<u>( 49,685,423 )</u>	<u>-</u>	<u>( 14,903 )</u>	<u>( 49,700,326 )</u>
Balance as of December 31, 2019	<u><b>P 905,972,788</b></u>	<u><b>( P 54,304,691 )</b></u>	<u><b>( P 44,799,122 )</b></u>	<u><b>P 806,868,975</b></u>

	Revaluation of Land	Actuarial Gain or Loss on Defined Benefit Obligation	Accumulated Translation Adjustment	Total
Balance as of January 1, 2018				
As previously reported	P -	( P 2,306,049 )	P -	( P 2,306,049 )
Prior period adjustment [see Note 2.1(b)]	-	-	( 3,791,486 )	( 3,791,486 )
As restated	-	( 2,306,049 )	( 3,791,486 )	( 6,097,535 )
Revaluation increment	1,219,846,043	-	-	1,219,846,043
Remeasurements of post-employment defined benefit obligation	-	( 34,393,933 )	-	( 34,393,933 )
Translation adjustment	-	-	28,719,880	28,719,880
Tax income (expense)	( 365,953,813 )	10,318,180	-	( 355,635,633 )
Other comprehensive income (loss) after tax	853,892,230	( 24,075,753 )	28,719,880	858,536,357
Balance as of December 31, 2018	P 853,892,230	( P 26,381,802 )	P 24,928,394	P 852,438,822
Balance as of January 1, 2017	P -	( P 12,148,102 )	P -	( P 12,148,102 )
Remeasurements of post-employment defined benefit obligation	-	14,060,076	-	14,060,076
Translation adjustment	-	-	( 3,791,486 )	( 3,791,486 )
Tax expense	-	( 4,218,023 )	-	( 4,218,023 )
Other comprehensive income (loss) after tax	-	9,842,053	( 3,791,486 )	6,050,567
Balance as of December 31, 2017	P -	( P 2,306,049 )	( P 3,791,486 )	( P 6,097,535 )

### 30.6 Retained Earnings

On March 14, 2019, the Parent Company's BOD approved the declaration and payment of common share cash dividends of 15 centavos per share totalling to P210.5 million, record date of April 8, 2019. A total of P312.5 million cash dividends were also declared and distributed to 2<sup>nd</sup> and 3<sup>rd</sup> tranche, and private placement preferred stockholders in 2019. No stock dividends were declared and distributed in 2019.

On January 26, 2018, the Parent Company's BOD approved the declaration and payment of common share cash dividends of 15 centavos per share totalling to P214.7 million, record date of April 2, 2018. A total of P194.9 million cash dividends were also declared and distributed to 2<sup>nd</sup> and 3<sup>rd</sup> tranche preferred stockholders in 2018. No stock dividends were declared and distributed in 2018.

On January 25, 2017, the Parent Company's BOD approved the declaration and payment of common share cash dividends of 1 centavo per share totalling to P136.2 million, record date of March 30, 2017. A total of P194.9 million cash dividends were also declared and distributed to 2<sup>nd</sup> and 3<sup>rd</sup> tranche preferred stockholders in 2017. No stock dividends were declared and distributed in 2017.

### 30.7 ESOP

On January 24, 2013, the Parent Company's BOD approved the ESOP for its eligible employees.

The initial offering date of the option was on July 1, 2016 and will vest five years from the date of grant. Pursuant to this ESOP, on July 1, 2016, the Parent Company granted share options to certain key executives to subscribe to 24.5 million common shares of the Parent Company equivalent to 2.2% of the total issued shares, at an exercise price of P5.68 per share.

Stock options will be granted in two tranches until July 1, 2021. The allocation for Tranche 1 every year is computed at 10.0% of the total available shares for exercise. Meanwhile, the allocation for Tranche 2 is based on the forecasted assessment of the executives' performance rating for five years.

The fair value of the option granted was estimated using a variation of the Black-Scholes valuation model that takes into account factors specific to the ESOP. The following principal assumptions were used in the valuation:

Life of the option	5 years
Current share price at grant date	P 6.25
Exercise price at grant date	P 5.68
Standard deviation of the rate of return	0.4
Risk-free interest rate	3.80%

The underlying expected volatility was determined by reference to historical date of the Group's shares over a period of time consistent with the option life.

The underlying expected volatility was determined by reference to historical date of the Company's shares over a period of time consistent with the option life.

A total of P8.9 million, P7.2 million and P11.6 million share-based executive compensation is recognized in 2019, 2018 and 2017, respectively, and presented as part of Employee benefits under Selling and Administrative Expenses account in 2019, 2018 and 2017 consolidated statements of comprehensive income, respectively, with a corresponding credit to Retained Earnings account.

### **30.8 Capital Management Objectives, Policies and Procedures**

The Group's capital management objectives are:

- To ensure the Group's ability to continue as a going concern; and,
- To provide an adequate return to shareholders by pricing products and services commensurately with the level of risk.

The Group monitors capital on the basis of the carrying amount of equity as presented on the face of the consolidated statements of financial position. Capital for the reporting periods under review is summarized as follows:

	<u>2019</u>	<u>2018</u>
Total liabilities	<b>P 65,034,622,017</b>	P 48,846,319,163
Total equity	<b><u>21,922,755,249</u></b>	<u>15,973,672,857</u>
Debt-to-equity ratio	<b><u>3.0 : 1.0</u></b>	<u>3.0 : 1.0</u>

The increase of the total assets and liabilities in 2019 is due to: 1) the business combination, wherein the Group acquired the assets and assumed the liabilities of the new subsidiaries acquired; 2) increase in interest-bearing loans and borrowings utilized for the acquisition; and, 3) impact on adoption of PFRS 16, leases, where the Group recognized right-of-use assets and the related lease liabilities. The increase in equity is due to the issuance of the Parent Company's fourth series of (PNX 4) preference shares, the net effect business combination, revaluation of land under Property, Plant and Equipment and appraisal of its investment properties, and the net profit in 2018 less the cash dividend declared and paid during the period for common shares.

The Group's goal in capital management is to maintain a debt-to-equity structure ratio that is in line with the Group's covenants related to its bank borrowings.

The Group sets the amount of capital in proportion to its overall financing structure, i.e., equity and financial liabilities. The Group manages the capital structure and makes adjustments to it in the light of changes in economic conditions and the risk characteristics of the underlying assets. In order to maintain or adjust the capital structure, the Group may adjust the amount of dividends paid to shareholders, issue new shares or sell assets to reduce debt.

### 31. EARNINGS PER SHARE

EPS were computed as follows:

	<u>2019</u>	<u>2018</u>	<u>2017</u>
a) Net profit pertaining to common shares	<b>P 853,982,096</b>	P 2,455,907,552	P 1,521,422,847
b) Net profit attributable to common shares and potential common shares	<b>853,982,096</b>	2,455,907,552	1,521,422,847
c) Weighted average number of outstanding common shares	<b>1,404,437,174</b>	1,424,576,265	1,372,487,454
d) Weighted average number of outstanding common and potential common shares	<b>1,405,612,929</b>	1,426,593,300	1,377,270,489
Basic EPS (a/c)	<b><u>P 0.61</u></b>	<u>P 1.72</u>	<u>P 1.11</u>
Diluted EPS (b/d)	<b><u>P 0.61</u></b>	<u>P 1.72</u>	<u>P 1.10</u>

The potential dilutive common shares totalling 1,175,755, 2,017,035 and 4,783,035 shares in relation to the unexercised share warrants were considered in the computation of diluted EPS in 2019, 2018 and 2017.

### 32. SEGMENT REPORTING

#### 32.1 Business Segments

In identifying its operating segments, management generally follows the Group's product and service lines, which represent the main products and services provided by the Group, namely fuels and lubricant sales (trading segment), depot and logistics services, shipping and cargo services and real estate sales. These are also the bases of the Group in reporting its primary segment information.

- (a) Trading segment is engaged in marketing, merchandising, purchasing, selling, dealing, acquiring, disposing and distribution of goods and wares such as but not limited to petroleum products (on wholesale basis), adhesives, glues, bonding agents, epoxy resins, lubricants and other products.
- (b) Depot and logistics services segment is engaged in operating of oil depots, storage facilities and provides logistics services to various entities.
- (c) Real estate segment is involved in real estate development, management and operations.

#### 32.2 Segment Assets and Liabilities

Segment assets include all operating assets used by a segment and consist principally of operating cash, receivables, inventories and property, plant and equipment, and other assets, net of allowances and provisions. Segment liabilities include all operating liabilities and consist principally of trade and other payables, interest-bearing loans and borrowings, and other liabilities. Segment assets and liabilities do not include deferred tax assets or liabilities.

#### 32.3 Intersegment Transactions

Segment revenues, expenses and performance include sales and purchases between segments and between geographical segments. Such sales and purchases are eliminated upon combination.

The tables presented in the succeeding page present revenue and profit information regarding business segments of the Group for the years ended December 31, 2019 and 2018 and certain asset and liability information regarding industry segments as of December 31, 2019 and 2018 (in thousands).



	Sale of Goods			Fuel Service and Other Revenue			Real Estate			Total		
	Trading			Depot and Logistics								
	2019	2018	2017	2019	2018	2017	2019	2018	2017	2019	2018	2017
<b>TOTAL REVENUES</b>												
Sales to external customers	P 96,501,653	P 87,672,723	P 44,148,952	P 1,205,745	P 824,182	P 301,403	P 115,711	P 113,863	P 92,627	P 97,823,109	P 88,610,768	P 44,542,982
Intersegment sales	42,720,298	20,139,519	4,180,373	333,355	209,985	-	18,519	16,721	22,338	43,072,172	20,366,225	4,202,711
Total revenues	139,221,951	107,812,242	48,329,325	1,539,100	1,034,167	301,403	134,230	130,584	114,965	140,895,281	108,976,993	48,745,693
<b>COSTS AND OTHER OPERATING EXPENSES</b>												
Cost of sales and services excluding depreciation and amortization	134,268,949	102,895,593	45,419,830	674,835	958,174	437,631	20,882	36,424	46,303	134,964,666	103,890,191	45,903,764
Depreciation and amortization	1,429,361	1,047,919	841,340	6,849	8,130	9,040	649	700	700	1,436,859	1,056,749	851,080
	135,698,310	103,943,557	46,261,170	681,684	966,304	446,671	21,531	37,124	47,003	136,401,525	104,946,940	46,754,844
<b>SEGMENT OPERATING PROFIT (LOSS)</b>	P 3,523,641	P 3,868,685	P 2,068,155	P 857,416	P 67,863	(P 145,268)	P 112,699	P 93,460	P 67,962	P 4,493,756	P 4,030,053	P 1,990,849
<b>ASSETS AND LIABILITIES</b>												
Segment assets	P 99,840,747	P 70,099,484		P 567,205	P 564,287		P 1,421,142	P 415,081		P 101,829,094	P 71,078,852	
Segment liabilities	73,370,565	51,410,451		416,632	421,481		1,312,806	318,206		75,100,003	52,150,138	
<b>OTHER SEGMENT INFORMATION</b>												
Interest expense	P 2,582,919	P 1,376,995	P 780,917	P -	P -	P -	P 80,990	P -	P -	P 2,663,909	P 1,376,995	P 780,917
Interest income	32,307	28,663	15,770	-	-	-	3,110	2,762	2,711	35,417	31,425	18,481
Income tax expense	338,042	600,167	404,457	4,310	5,642	2,761	5,307	779	849	347,659	606,588	408,067
Equity share in net income of joint venture	16,510	7,342	-	-	-	-	-	-	-	16,510	7,342	-
Fair value loss on financial liabilities at FVTPL	464,161	-	-	-	-	-	-	-	-	464,161	-	-

### 32.1 Reconciliations

Presented below is a reconciliation of the Group's segment information to the key financial information presented in its consolidated financial statement (in thousands).

	<u>2019</u>	<u>2018</u>	<u>2017</u>
<b>Revenues</b>			
Total segment revenues	P 140,895,281	P 108,976,993	P 48,745,693
Elimination of intersegment revenues	( 43,072,172)	( 20,366,225)	( 4,202,711)
Revenues as reported in profit or loss	<u>P 97,823,109</u>	<u>P 88,610,768</u>	<u>P 44,542,982</u>
<b>Profit or loss</b>			
Segment operating profit	P 4,493,756	P 4,030,053	P 1,990,849
Fair value on investment property	71,570	624,941	-
Equity share in net income of joint venture	16,510	7,342	-
Excess of fair value of net assets acquired over acquisition costs	-	-	650,182
Other unallocated income	<u>12,100</u>	<u>87,267</u>	<u>36,853</u>
Operating profit as reported in profit or loss	4,593,936	4,749,603	2,677,884
Finance costs	( 2,838,295)	( 1,449,248)	( 804,708)
Finance income	<u>86,596</u>	<u>73,375</u>	<u>56,313</u>
Profit before tax as reported in profit or loss	<u>P 1,842,237</u>	<u>P 3,373,730</u>	<u>P 1,929,490</u>
<b>Assets</b>			
Segment assets	P 101,829,094	P 71,078,852	
Right-of-use assets – net	1,142,726	-	
Deferred tax assets – net	155,781	147,485	
Elimination of intercompany accounts	( 16,170,224)	( 6,566,058)	
Total assets reported in the consolidated statements of financial position	<u>P 86,957,377</u>	<u>P 64,660,279</u>	
<b>Liabilities</b>			
Segment liabilities	P 75,100,003	P 52,150,138	
Lease liabilities	1,096,852	-	
Deferred tax liabilities – net	748,399	631,776	
Elimination of intercompany accounts	( 11,910,632)	( 4,095,308)	
Total liabilities as reported in the consolidated statements of financial position	<u>P 65,034,622</u>	<u>P 48,686,606</u>	

### 32.2 Geographical Segments

The Group has identified three geographical areas as operating segments, which represent the location of the Group's operations in 2019. The Group is operating in the Philippines, Singapore and Vietnam. In 2018 and 2017, the Group assessed that geographical segments other than the Philippines are not significant and relevant to present separately.

Presented below are the reportable geographical segments of the Group (in thousands) in 2019.

		<u>Philippines</u>		<u>Singapore</u>		<u>Vietnam</u>		<u>Total</u>
<b>TOTAL REVENUES</b>								
Sales to external customers	P	71,800,534	P	24,059,656	P	1,962,919	P	97,823,109
Intersegment sales		<u>496,997</u>		<u>42,575,175</u>		<u>-</u>		<u>43,072,172</u>
Total revenues		<u>72,297,531</u>		<u>66,634,831</u>		<u>1,962,919</u>		<u>140,895,281</u>
<b>COSTS AND OTHER OPERATING EXPENSES</b>								
Cost of sales and services excluding depreciation and amortization		24,234,193		109,153,582		1,576,891		134,964,666
Depreciation and amortization		<u>1,265,861</u>		<u>106,909</u>		<u>64,089</u>		<u>1,436,859</u>
		<u>25,500,054</u>		<u>109,260,491</u>		<u>1,640,980</u>		<u>136,401,525</u>
<b>SEGMENT OPERATING PROFIT (LOSS)</b>	<b>P</b>	<b><u>46,797,477</u></b>	<b>(P</b>	<b><u>42,625,660</u></b>	<b>) P</b>	<b><u>321,939</u></b>	<b>P</b>	<b><u>4,493,756</u></b>
<b>ASSETS AND LIABILITIES</b>								
Segment assets	P	87,300,573	P	13,026,609	P	1,501,912	P	101,829,094
Segment liabilities		62,476,882		11,283,239		1,339,882		75,100,003

### 33. COMMITMENTS AND CONTINGENCIES

#### 33.1 Capital Commitments

As of December 31, 2019, the Group has commitments of more than P6,000.0 million for expansion on petroleum retail network, depot, terminalling and logistics facilities, information technology infrastructure and other major expansions related to its business development. The Group has a network of 655 operating retail service stations as of December 31, 2019. An additional of 55 retail service stations are under various stages of completion as of December 31, 2019.

The Group plans to expand further its petroleum retail service stations and carry out its investments in its subsidiaries to put up depot and terminalling facilities in strategic locations and complete its chain of logistical support to strengthen its foothold in the industry.

In addition, in view of PLPI's development and innovation to provide legal, safer and cheaper alternative to the LPG refilled butane canisters, PLPI has entered in 2018 a purchase contract of around P100.0 million capital commitments to purchase Refillable Welded Stainless Steel (RWSS) LPG cylinders. Further, starting 2017, PLPI has about P1.0 billion commitments for purchase of LPG cylinders to augment its current operations and re-establish its market in the Luzon areas.

#### 33.2 Unused LCs

As of December 31, 2019 and December 31, 2018, the Parent Company has unused LCs amounting to P12,620.2 million and P17,111.3 million, respectively (see Note 18.4).

### 33.3 Operating Lease Commitments – Group as Lessee (2018)

The Group is a lessee under several operating leases. The leases have terms ranging from 5 to 15 years, with renewal options, and include annual escalation rates ranging from 3.00% to 10.00%. The future minimum rentals payable under these cancelable operating leases as of December 31, 2018 are presented as follows:

Within one year	P 502,525,573
After one year but not more than five years	1,714,046,926
More than five years	<u>2,376,914,724</u>
	<u>P 4,593,487,223</u>

Total rent expense for the years 2018 and 2017 amounted to P865.9 million and P654.1 million, respectively (see Note 24).

### 33.4 Operating Lease Commitments – Group as Lessor

The Group is a lessor under several operating leases with third parties. The leases have terms ranging from 1 to 5 years, with renewal options, and include annual escalation rates ranging from 5.00% to 10.00%. The future minimum rentals receivables under these cancelable operating leases are presented below.

	<u>2019</u>	<u>2018</u>
Within one year	P 121,127,284	P 97,563,919
After one year but not more than five years	255,243,357	135,545,769
More than five years	<u>70,121,251</u>	<u>3,545,631</u>
	<u>P 446,491,892</u>	<u>P 236,655,319</u>

Rent income in 2019, 2018 and 2017 amounting to P115.7 million, P113.9 million and P92.6 million, respectively, is presented as Rent Income in the consolidated statements of comprehensive income.

Rent income recognized in 2019 on lease of investment properties and sublease of right-of-use assets amounted to P20.2 million and P95.5 million, respectively. No impairment on right-of-use assets related to subleased properties were recognized in 2019.

### 33.5 PFM's Franchise

#### (a) PFM as Franchisee

PFM has area franchise agreement with FamilyMart Co. Ltd., whereby the latter will grant exclusive rights to the PFM for operating the FamilyMart stores in the Philippines as an Area Franchisor using the FamilyMart System for a period of ten years and six months, renewable at the option of the PFM. The agreement provides for an initial franchise fee of US\$1.0 million and royalty fees amounting to 1.00% of gross sales, exclusive of VAT, of all FamilyMart stores computed at the end of every month. On January 2, 2013, the PFM paid the initial franchise fee amounting to P41.1 million.

On December 11, 2017, as part of the acquisition of PFM by the Parent Company, the franchise agreement was renewed for ten years starting on the date of renewal at no additional cost to PFM. As of December 31, 2018, the carrying value of the franchise fee amounted to P18.5 million and is presented as part of Intangible Assets in the 2018 consolidated statement of financial position (see Note 13).

Royalty expense recognized by PFM in 2019 and 2018, amounted to P13.21 million P12.79 million, and is presented under Selling and Administrative Expenses in the 2019 and 2018 consolidated statements of comprehensive income (see Note 24). As of December 31, 2019, PFM recognized royalty payable amounting to P1.1 million as part of Others under Trade and Other Payables in the 2019 consolidated statement of comprehensive income (see Note 20). There are no outstanding payable in 2018 relating to the royalty.

**(b) PFM as Franchisor**

In December 2014, PFM started entering into franchise agreements whereby, as an Area Franchisor, PFM grants exclusive rights to qualified persons and entities (Franchisees) to own and operate FamilyMart stores at locations in the Philippines approved by it. The agreement is for a term of five years unless earlier terminated by either party and provides for a one-time franchise fee plus monthly royalties to PFM equivalent to a percentage of gross profit. Cash receipts of the franchised stores from merchandise sales are initially deposited to PFM. Deductions are made from this fund for the cost of merchandise sales, share of PFM on the store's monthly gross profit and other costs. The remaining balance is subsequently remitted to the franchisees.

One-time franchise fees, which pertain to the initial investment of the franchisees are also presented as part of Non-trade Payables under Trade and Other Payables in the 2018 consolidated statement of financial position until PFM has performed initial services as franchisor as agreed under the agreement. As of December 31, 2019, there are no outstanding liabilities. Revenues from franchise fees in 2019 and 2018 amounted to P64.6 million and P56.0 million, respectively, and is presented as part of Fuel service and other revenues in the consolidated statements of comprehensive income with the corresponding outstanding receivable from the franchisees amounting to P14.7 million, presented as part of Non-trade Receivables under Trade and Other Receivables in the 2019 consolidated financial statements.

**33.6 Lawsuits**

In the opinion of the Group's management and its legal counsel, the eventual liability under these lawsuits or claims, if any, will not have a material or adverse effect on the Group's consolidated financial position and its results of operations.

- (a) In May 2011, the Bureau of Customs (BOC) filed before the Department of Justice (DOJ) a complaint against the Group's President and Chief Executive Officer and other respondents for alleged violation of Sections 3602, 2501(I)(1) & (5), 1801, 1802 and 3604 of the Tariff and Customs Code of the Philippines. In November 2012, the DOJ dismissed the case for lack of probable cause against all respondents. In April 2013, the DOJ, upon motion for reconsideration filed by the BOC, reversed its earlier resolution and recommended the filing of Criminal Information against the respondents. Criminal Information for alleged violations of Section 3602, in relation to Sections 3601, 2530 1 (I) & 5, 1801 and 3604 of the Tariff and Customs Code of the Philippines were filed before the Regional Trial Courts (RTC) of Batangas and Davao City in August 2013. Separately, in September and October 2013, RTC Batangas and Davao City, respectively, have dismissed all charges against the Parent Company's President and Chief Executive Officer.
- (b) On October 7, 2013, the DOJ filed a Motion for Reconsideration with Motion for Inhibition of Judge Ruben A. Galvez dated October 7, 2013 with RTC Batangas. On the other hand, on November 15, 2013, the DOJ filed a Motion for Reconsideration with Motion for Inhibition of Judge George A. Omelio dated November 15, 2013 with RTC Davao. On December 6, 2013, RTC Batangas issued an Order dated December 6, 2013 denying the DOJ's Motion for Reconsideration with Motion for Inhibition. On July 7, 2014, RTC Batangas issued a Certificate of Finality of even date stating that its Order dated December 6, 2013 affirming the Order dated September 17, 2013 is now final and executory since no appeal was filed.

- (c) On August 18, 2014, RTC Davao issued an order of even date denying the DOJ's Motion for Reconsideration. The Office of the Solicitor General, on behalf of the People of the Philippines, filed the Petition for Certiorari dated October 27, 2014 with the Court of Appeals seeking the reversal of the Orders dated October 4, 2013 and August 18, 2014 issued by public respondents Judges Omelio and Hon. Loida S. Posadas-Kahulugan. On October 24, 2016, the Group received the decision of the Court of Appeals denying the Petition for Certiorari dated October 27, 2014. On November 10, 2016, Mr. Uy received a copy of the Motion for Reconsideration filed with the CA.

A Motion for Reconsideration filed by the DOJ and the BOC, seeking the reversal of the decision dated July 25, 2014 of the Court of Appeals' Special Former Special Tenth (10th) Division in the Consolidated Petitions of Dennis Uy, docketed as CA-G.R. SP No. 131702, and Jorlan Cabanes, docketed as CA-G.R. SP No. 129740, with the Court of Appeals, which involve the same basic facts and issues as those raised in CA-G.R. SP No. 06500-MIN. On July 23, 2015, the Group received a resolution denying the said Motion for Reconsideration.

On October 8, 2015, the SOJ and the BOC filed a Petition for Review on Certiorari with the Supreme Court (SC), seeking to set aside the Decision dated July 24, 2014 and Resolution dated July 2, 2015 issued by the CA. On October 12, 2016, the Court denied the Petition for Certiorari and further denied petitioner's Motion for Reconsideration on January 25, 2017.

On April 4, 2017, the Group received a copy of the Petition for Review on Certiorari dated March 27, 2017 filed by petitioner docketed as GR No. 229705 with the SC, Manila, 3rd Division. As of December 31, 2017, the Group is awaiting for the SC's issuance on the resolution directing the Group to file Comment to the Petition for Review.

- (d) A qualified theft case was filed against former crew of M/T Chelsea Denise Rodrigo Yana, et al on June 29, 2015 with the RTC Branch 15 for taking and misappropriation of substantial portion of the Group's cargo consisting of 23,500.9 Liters of diesel worth P754,353 on June 26, 2015 at the Davao Terminal. On January 20, 2017, the Court grants (1) Prosecution's Motion for Reconsideration that the testimony of Joel Sularte shall remain as part of the records of the case; and (2) application of the accused to post bail amounting to P100,000. On February 8, 2017, a Motion for Partial Reconsideration of the Court's order was filed by the Group seeking the reversal of the approval of the application of the accused to post bail.
- (e) Several grave coercion complaints were filed against Norman Navarro, et al., along with the BOD of the Group (including Dennis Uy and Cherylyn Uy) for the closure of five Phoenix Fuel Stations namely, Phoenix Bankerohan, Cabaguio, Boulevard, Acacia and Ponciano Stations. On July 19 and 27, 2016, complaint was dismissed for Acacia, Ponciano and Bankerohan Stations as respondent's action could not be considered unlawful or illegal. On December 29, 2017, the Petition for Review was dismissed in a Joint Resolution issued by the Regional Director Janet Grace Fabrero.
- (f) Six separate cases of libel against the BOD of the Group and the Editors of newspapers as the alleged authors/originators for an alleged libelous Notice posted in the Mindanao Daily Mirror/ Sunstar Davao and other local newspapers. On July 19, 2017, all cases and Motion for Reconsideration were dismissed in a resolution dated June 19, 2017.
- (g) Several cases of Grave Coercion, Robbery and Libel were filed against the Sales Team of South Mindanao and other officers, including all the members of the BOD except for Domingo T. Uy, Paul G. Dominguez and Carolina Inez Angela S. Reyes, in relation to the Parent Company's closure and take-over of six Phoenix Fuel Stations in Davao City. To date, the cases have been dismissed by the City Prosecutor's office of Davao City.
- (h) The Parent Company's Independent Director, Monico V. Jacob, in his capacity as then Chairman of Petron Corporation, was impleaded in a case together with some government officials for Violation of Republic Act 3019 otherwise known as the Anti-Graft and Corrupt Practices Act involving tax credit payments. The case has been dismissed by the Sandiganbayan, Fourth Division, Quezon City in a Resolution dated March 2, 2017.

Other court cases typical and customary in the course of the business operations of the Group such as those, among others, involving collection, qualified theft and reckless imprudence have been filed by and against the Group by and against its employees and/or third parties.

In the normal course of business, the Group makes various commitments and incurs certain contingent liabilities that are not given recognition in the consolidated financial statement. As of December 31, 2019 and 2018, the management believes that losses, if any, that may arise from these commitments and contingencies will not have material effects on the consolidated financial statements.

#### **34. EVENTS AFTER THE END OF THE REPORTING PERIOD**

##### ***34.1 Assignment and Transfer of Retail Stations to PPMI***

On January 27, 2020, the BOD of the Parent Company authorized the management to assign and transfer 72 Company-Owned Dealer-Operated (CODO) retail stations worth P700.0 million from the Parent Company to PPMI as part of additional investment in PPMI.

##### ***34.2 Subsequent Recognition of Settlement Gains on Purchases subject to Hedge Instruments***

In January 2020, PNX SG recognized P166.6 million forward contract settlement gains in relation to the fair value loss on derivative financial instrument recognized by PNX SG for the month of December 2019 amounting to P88.0 million. This pertain to purchases and sale transactions of PNX SG of 20,149 metric tons of LPG to third parties.



**P&A**  
**Grant Thornton**

An instinct for growth

## **Report of Independent Auditors on Components of Financial Soundness Indicators**

**Punongbayan & Araullo**


20th Floor, Tower 1  
The Enterprise Center  
6766 Agala Avenue  
1800 Makati City  
Philippines

T +63 2 988 2288

**The Board of Directors and Stockholders**  
**P-H-O-E-N-I-X Petroleum Philippines, Inc. and Subsidiaries**  
Stella Hizon Reyes Road  
Barrio Pampanga, Davao City

We have audited, in accordance with Philippine Standards on Auditing, the consolidated financial statements of P-H-O-E-N-I-X Petroleum Philippines, Inc. and Subsidiaries (the Group) for the year ended December 31, 2019 and 2018, on which we have rendered our report dated February 28, 2019. Our audit was made for the purpose of forming an opinion on the basic consolidated financial statements taken as a whole. The Supplementary Schedule on Financial Soundness Indicators, including their definitions, formulas, calculation, and their appropriateness or usefulness to the intended users, are the responsibility of the Group's management. These financial soundness indicators are not measures of operating performance defined by Philippine Financial Reporting Standards (PFRS) and may not be comparable to similarly titled measures presented by other companies. This schedule is presented for the purposes of complying with the Revised Securities Regulation Code Rule 68 issued by the Securities and Exchange Commission, and is not a required part of the basic consolidated financial statements prepared in accordance with PFRS. The components of these financial soundness indicators have been traced to the Group's consolidated financial statements as at December 31, 2019 and 2018 and for each of the two years in the period ended December 31, 2019 and no material exceptions were noted.

### **PUNONGBAYAN & ARAULLO**

By:   
**Ramilio L. Nañola**  
Partner

CPA Reg. No. 0090741

TIN 109-228-427

PTR No. 8116551, January 2, 2020, Makati City

SEC Group A Accreditation

Partner - No. 0395-AR-4 (until Sept. 16, 2022)

Firm - No. 0002-FR-5 (until Mar. 26, 2021)

BIR AN 08-002511-19-2018 (until Jan. 25, 2021)

Firm's BOA/PRC Cert. of Reg. No. 0002 (until Jul. 24, 2021)

February 28, 2020

**Certified Public Accountants**

Punongbayan & Araullo (P&A) is the Philippine member firm of Grant Thornton International Ltd.

Office in Cebu, Cebu, Davao  
BOP/PRC Certif. Reg. No. 0002  
SEC Accreditation No. 0002-FR-5

[grantthornton.com.ph](http://grantthornton.com.ph)



**P-H-O-E-N-I-X Petroleum Philippines, Inc. and Subsidiaries**  
**Financial Soundness Indicators**  
**December 31, 2019**

Ratio	Formula	Ratio	
		2019	2018
<b>Current Ratio</b>	$\frac{\text{Current Assets}}{\text{Current Liabilities}}$	<b>0.84</b>	<b>1.10</b>
<b>Acid test ratio</b>	$\frac{\text{Cash and cash equivalents} + \text{Trade and other receivables} - \text{net} + \text{Due from related parties}}{\text{Current Liabilities}}$	<b>0.51</b>	<b>0.70</b>
<b>Cash Ratio</b>	$\frac{\text{Cash and Cash Equivalents}}{\text{Current Liabilities}}$	<b>0.19</b>	<b>0.23</b>
<b>Solvency Ratio</b>	$\frac{\text{After Tax Net Profit} + \text{Depreciation}}{\text{Long term liabilities} + \text{Short term Liabilities}}$	<b>0.05</b>	<b>0.08</b>
<b>Debt to Equity Ratio</b>	$\frac{\text{Total Liabilities}}{\text{Equity}}$	<b>2.97</b>	<b>3.05</b>
<b>Debt Service Coverage Ratio</b>	$\frac{\text{Net Operating Income}}{\text{Net Interest Expense} + \text{Long-term repayments}}$	<b>1.16</b>	<b>1.63</b>
<b>Asset to Equity Ratio</b>	$\frac{\text{Total Assets}}{\text{Equity}}$	<b>3.99</b>	<b>4.06</b>
<b>Interest Rate Coverage Ratio</b>	$\frac{\text{Earnings Before Interest and Taxes}}{\text{Interest Expense}}$	<b>1.71</b>	<b>3.45</b>
<b>Gross Profit Margin</b>	$\frac{\text{Sales} - \text{Cost of Goods Sold}}{\text{Sales}}$	<b>0.11</b>	<b>0.11</b>
<b>Return on Assets</b>	$\frac{\text{Net Income}}{\text{Total Assets}}$	<b>0.02</b>	<b>0.04</b>
<b>Return on Equity</b>	$\frac{\text{Net Income}}{\text{Equity}}$	<b>0.07</b>	<b>0.17</b>



**P&A**  
**Grant Thornton**

An instinct for growth™

**Report of Independent  
Certified Public Accountants  
to Accompany Supplementary  
Information Required by the  
Securities and Exchange Commission  
Filed Separately from the Basic  
Consolidated Financial Statements**

**Punongbayan & Araullo**

20th Floor, Tower 1  
The Enterprise Center  
6766 Ayala Avenue  
1200 Makati City  
Philippines

T +63 2 988 2288

**The Board of Directors and Stockholders**  
**P-H-O-E-N-I-X Petroleum Philippines, Inc. and Subsidiaries**  
Stella Hizon Reyes Road  
Barrio Pampanga, Davao City

We have audited in accordance with Philippine Standards on Auditing, the consolidated financial statements of P-H-O-E-N-I-X Petroleum Philippines, Inc. and Subsidiaries (the Group) for the year ended December 31, 2019, on which we have rendered our report dated February 28, 2019. Our audit was made for the purpose of forming an opinion on the basic consolidated financial statements taken as a whole. The applicable supplementary information (see List of Supplementary Information) is presented for purposes of additional analysis in compliance with the requirements of Revised Securities Regulation Code Rule 68, and is not a required part of the basic consolidated financial statements prepared in accordance with Philippine Financial Reporting Standards. Such supplementary information is the responsibility of the Group's management. The supplementary information has been subjected to the auditing procedures applied in the audit of the basic consolidated financial statements and, in our opinion, is fairly stated in all material respects in relation to the basic consolidated financial statements taken as a whole.

**PUNONGBAYAN & ARAULLO**

By: **Ramilito L. Nañola**  
Partner

CPA Reg. No. 0090741

TIN 109-228-427

PTR No. 8116551, January 2, 2020, Makati City

SEC Group A Accreditation

Partner - No. 0395-AR-4 (until Sept. 16, 2022)

Firm - No. 0002-FR-5 (until Mar. 26, 2021)

BIR AN 08-002511-19-2018 (until Jan. 25, 2021)

Firm's BOA/PRC Cert. of Reg. No. 0002 (until Jul. 24, 2021)

February 28, 2020

**Certified Public Accountants**

Punongbayan & Araullo (P&A) is the Philippine member firm of Grant Thornton International Ltd

Offices in Cavite, Cebu, Davao  
BOA/PRC Cert of Reg. No. 0002  
SEC Accreditation No. 0002-FR-5

[grantthornton.com.ph](http://grantthornton.com.ph)

**P-H-O-E-N-I-X Petroleum Philippines, Inc. and Subsidiaries**  
**List of Supplementary Information**  
**December 31, 2019**

<b>Schedule</b>	<b>Content</b>	<b>Page No.</b>
<b>Schedules Required under Annex 68-J of the Revised Securities Regulation Code Rule 68</b>		
A	Financial Assets	1
B	Amounts Receivable from Directors, Officers, Employees, Related Parties and Principal Stockholders (Other than Related Parties)	2
C	Amounts Receivable from Related Parties which are Eliminated during the Consolidation of Financial Statements	3
D	Long-term Debt	4
E	Indebtedness to Related Parties (Long-term Loans from Related Companies)	N/A
F	Guarantees of Securities of Other Issuers	N/A
G	Capital Stock	5
<b>Other Required Information</b>		
	Reconciliation of Retained Earnings Available for Dividend Declaration	6
	Map Showing the Relationship Between the Company and its Related Entities	7

**P-H-O-E-N-I-X Petroleum Philippines, Inc. and Subsidiaries**  
**Schedule A - Financial Assets**  
**December 31, 2019**

<i>Description</i>		<i>Carrying Value</i>		<i>Fair Value</i>
Loans and receivables:				
Cash and cash equivalents	P	9,810,770,115	P	9,810,770,115
Trade and other receivables - net		15,617,098,103		15,617,098,103
Due from related parties		1,986,811		1,986,811
Construction bond		6,727,753		6,727,753
Restricted deposits		54,462,326		54,462,326
Refundable rental deposits		<u>323,634,283</u>		<u>323,634,283</u>
	<b>P</b>	<b><u>25,814,679,391</u></b>	<b>P</b>	<b><u>25,814,679,391</u></b>

Notes:

- 1) There are no other financial assets applicable to the Group, except for loans and receivables.
- 2) Trade and other receivables excludes advances to suppliers and advances to subject to liquidation.
- 3) Construction bond is included as part of Others under Prepayments and Other Current Assets.
- 4) Net of allowance for impairment losses of P655,639,182.

**P-H-O-E-N-I-X Petroleum Philippines, Inc. and Subsidiaries**  
**Schedule B - Amounts Receivable from Directors, Officers, Employees, Related Parties and Principal Stockholders (Other than Related Parties)**  
**December 31, 2019**

<i>Name and Designation of debtor</i>						<i>Ending Balance</i>		<i>Balance at end of period</i>
	<i>Balance at beginning of period</i>	<i>Additions</i>	<i>Amounts collected</i>	<i>Reclassification</i>		<i>Current</i>	<i>Non-current</i>	
Calaca Industrial Seaport Corporation	P 933,096,022	P -	P -	( P 933,096,022 )	P -	P -	P -	P -
P-H-O-E-N-I-X Philippines Foundation, Inc.	58,118	94,090	( 58,118 )	-	94,090	-	-	94,090
Phoenix Asphalt Philippines, Inc.	5,241,248	1,979,538	( 5,241,248 )	-	1,979,538	-	-	1,979,538
Galaxi Petroleum Fuels, Inc.	876,256	-	( 876,256 )	-	-	-	-	-
Udenna Corporation	540,810	-	( 540,810 )	-	-	-	-	-
	<b>P 939,812,454</b>	<b>P 2,073,627</b>	<b>( P 6,716,432 )</b>	<b>( P 933,096,022 )</b>	<b>P 2,073,627</b>	<b>P -</b>		<b>P 2,073,627</b>

Notes:

- 1) There are no amounts written-off. However, allowance for impairment of P86,816 was recognized. Balance at end of period net of allowance for impairment losses amounted to P1,986,810.
- 2) All are related parties under common ownership except for Udenna Corporation, which is the Ultimate Parent Company.

**P-H-O-E-N-I-X Petroleum Philippines, Inc. and Subsidiaries**  
**Schedule C - Amounts of Receivable from Related Parties**  
**which are Eliminated during Consolidation of Financial Statements**  
**December 31, 2019**

Creditor	Name and designation of debtor	Balance at beginning of period	Additions	Amounts Collected	Set-off and Adjustments	Current	Non- Current	Balance at end of period
P-H-O-E-N-I-X Petroleum Philippines, Inc. <i>Advances to subsidiaries/parent</i>	P-H-O-E-N-I-X Global Mercantile, Inc.	P 28,846,863	P 21,370,735	P -	P 25,833,140	P 24,384,458	P -	P 24,384,458
	PFL Petroleum Management, Inc.	435,701,685	1,678,237,329	18,905,540	390,225,000	1,704,808,474	-	1,704,808,474
	Subic Petroleum Trading and Transport Phils., Inc.	1,246,786,873	2,967,902,092	2,898,276,100	-	1,316,412,865	-	1,316,412,865
	PNX Petroleum Singapore, PTE Ltd.	24,442,898	-	24,442,898	-	-	-	-
	DUTA, Inc.	267,349,103	971,142,857	2,180,648	-	1,236,311,312	-	1,236,311,312
	Phoenix LPG Philippines, Inc.	55,152,138	20,191,729	45,063,886	-	30,279,981	-	30,279,981
	Action.Able, Inc.	198,892,712	177,157,030	35,320,566	-	340,729,176	-	340,729,176
	Philippine Familymart CVS, Inc.	692,498,930	222,869,692	1,042,247	-	914,326,375	-	914,326,375
	Phoenix Pilipinas Gas and Power, Inc.	-	300,100,000.00	-	-	300,100,000	-	300,100,000
		<b>P 2,949,671,202</b>	<b>P 6,358,971,464</b>	<b>P 3,025,231,886</b>	<b>P 416,058,140</b>	<b>P 5,867,352,640</b>	<b>P -</b>	<b>P 5,867,352,641</b>
P-H-O-E-N-I-X Petroleum Philippines, Inc. <i>Trade and Other Receivables</i>	P-H-O-E-N-I-X Global Mercantile, Inc.	P 6,015,926	P 1,313,581	P -	P -	P 7,329,507	P -	P 7,329,507
	PFL Petroleum Management, Inc.	14,299,648	86,435,630	88,185,654	-	12,549,624	-	12,549,624
	Phoenix LPG Philippines, Inc.	161,417,629	212,949,986	154,248,973	-	220,118,642	-	220,118,642
	PNX Petroleum Singapore, PTE Ltd.	97,261,125	-	97,261,125	-	-	-	-
	Philippine Familymart CVS, Inc.	58,122	2,629,900	23,050	-	2,664,972	-	2,664,972
	Action.Able, Inc.	-	7,231,271	-	-	7,231,271	-	7,231,271
		<b>P 279,052,450</b>	<b>P 310,560,368</b>	<b>P 339,718,802</b>	<b>P -</b>	<b>P 249,894,016</b>	<b>P -</b>	<b>P 249,894,016</b>
Phoenix LPG Philippines, Inc. <i>Advances in subsidiaries/parent</i>	P-H-O-E-N-I-X Petroleum Philippines, Inc.	P 16,104,048	P -	P 16,104,048	P -	P -	P -	P -
	DUTA, Inc.	44,883,631	60,378,024	55,857,526	-	49,404,129	-	49,404,129
		<b>P 60,987,679</b>	<b>P 60,378,024</b>	<b>P 71,961,574</b>	<b>P -</b>	<b>P 49,404,129</b>	<b>P -</b>	<b>P 49,404,129</b>
Phoenix LPG Philippines, Inc. <i>Trade and Other Receivables</i>	PNX Petroleum Singapore, PTE Ltd.	<b>P 138,847,494</b>	<b>P -</b>	<b>P 138,847,494</b>	<b>P -</b>	<b>P -</b>	<b>P -</b>	<b>P -</b>
DUTA, Inc.	Phoenix LPG Philippines, Inc. ( <i>Lease Receivable</i> )	<b>P 13,703,343</b>	<b>P 8,929</b>	<b>P 2,297,523</b>	<b>P -</b>	<b>P 11,414,748</b>	<b>P -</b>	<b>P 11,414,748</b>
PFL Petroleum Management, Inc.	P-H-O-E-N-I-X Petroleum Philippines, Inc. ( <i>Trade Receivables</i> )	<b>P 1,072,527</b>	<b>P 1,265,636</b>	<b>P 1,975,421</b>	<b>P -</b>	<b>P 362,742</b>	<b>P -</b>	<b>P 362,742</b>
PNX Petroleum Singapore, PTE Ltd. <i>Trade and Other Receivables</i>	P-H-O-E-N-I-X Petroleum Philippines, Inc.	P 1,847,066,349	P 4,024,727,273	P -	P -	P 5,871,793,622	P -	P 5,871,793,622
	Phoenix LPG Philippines, Inc.	-	126,299,647	-	-	126,299,647	-	126,299,647
	Subic Petroleum Trading & Transport Phils., Inc.	-	360,506,688	-	-	360,506,688	-	360,506,688
		<b>P 1,847,066,349</b>	<b>P 4,511,533,609</b>	<b>P -</b>	<b>P -</b>	<b>P 6,358,599,958</b>	<b>P -</b>	<b>P 6,358,599,958</b>
PNX Petroleum Singapore, PTE Ltd. <i>Advances in subsidiaries/parent</i>	P-H-O-E-N-I-X Petroleum Philippines, Inc.	<b>P -</b>	<b>P 5,230,027</b>	<b>P -</b>	<b>P -</b>	<b>P 5,230,027</b>	<b>P -</b>	<b>P 5,230,027</b>
Action.Able, Inc. <i>Trade and Other Receivables</i>	P-H-O-E-N-I-X Petroleum Philippines, Inc.	P -	P 3,929,138	P -	P -	P 3,929,138	P -	P 3,929,138
	Phoenix LPG Philippines, Inc.	-	321,429	-	-	321,429	-	321,429
	Philippine Familymart CVS, Inc.	-	235,000	-	-	235,000	-	235,000
		<b>P -</b>	<b>P 4,485,566</b>	<b>P -</b>	<b>P -</b>	<b>P 4,485,566</b>	<b>P -</b>	<b>P 4,485,566</b>

Terms and conditions:  
All receivables/payables are unsecured, non-interest bearing, collectible/payable on demand and generally settled in cash.

**P-H-O-E-N-I-X Petroleum Philippines, Inc. and Subsidiaries**  
**Schedule D - Long-Term Debt**  
**December 31, 2019**

<i>Title of issue and type of obligation</i>	<i>Amount authorized by indenture</i>	<i>Amount shown under caption "Current portion of long-term debt" in related balance sheet</i>	<i>Amount shown under caption "Long-Term Debt" in related balance sheet</i>	<i>Terms</i>
Installment, notes and loans payable				
<i>Peso-denominated</i>				
BDO Unibank, Inc.	6,000,000,000	660,000,000	3,828,129,172	Interest rate of 5.3884%, seven-year term, maturing on August 7, 2024
BDO Unibank, Inc.	1,000,000,000	-	1,000,000,000	Interest rate of 5.713%, five year term, maturing on, August 18, 2021
BDO Unibank, Inc.	1,000,000,000	-	1,000,000,000	Interest rate of 5.3840%, maturing on November 10, 2022
BDO Unibank, Inc.	1,000,000,000	-	1,000,000,000	Interest rate of 5.3840%, maturing on November 10, 2022
Land Bank of the Philippines	5,000,000,000	50,000,000	4,900,000,000	Interest rate of 6.500%, seven-year term, maturing on July 4, 2025
Philippine National Bank	<u>500,000,000</u>	<u>100,000,000</u>	<u>25,000,000</u>	Interest rate of 6.2105%, five-year term, maturing on January 2, 2021
Total Installment, notes and loans payable	<u>14,500,000,000</u>	<u>810,000,000</u>	<u>11,753,129,172</u>	
<b>TOTAL</b>	<b><u>P 14,500,000,000</u></b>	<b><u>P 810,000,000</u></b>	<b><u>P 11,753,129,172</u></b>	

**P-H-O-E-N-I-X Petroleum Philippines, Inc.**  
**Schedule G - Capital Stock**  
**December 31, 2019**

<i>Title of Issue</i>	<i>Number of shares authorized</i>	<i>Number of shares issued and outstanding as shown under the related balance sheet caption</i>	<i>Number of shares reserved for options, warrants, conversion and other rights</i>	<i>Number of shares held by</i>		
				<i>Related parties</i>	<i>Directors, officers and employees</i>	<i>Others</i>
Preferred shares - P1 par value Non-voting, non-participating, non-convertible into common shares Issued and outstanding - 27,000,000	50,000,000	27,000,000	-	-	-	27,000,000
Common shares - P1 par value Issued and outstanding	2,500,000,000	1,406,204,232	-	717,852,743	7,576,326	680,775,163

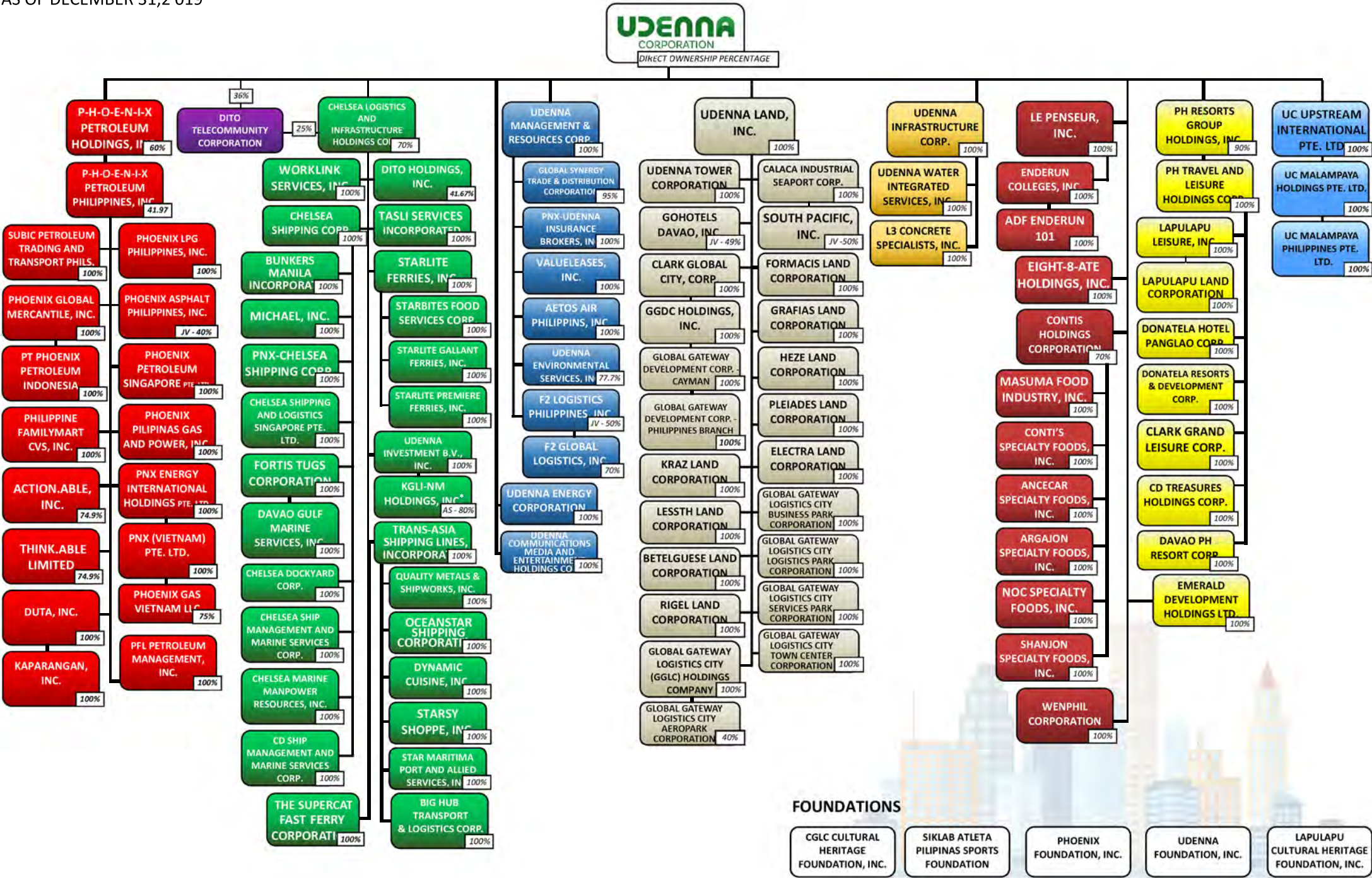


P-H-O-E-N-I-X Petroleum Philippines, Inc.  
Stella Hizon Reyes Road, Barrio Pampanga, Davao City  
Reconciliation of Retained Earnings Available for Dividend Declaration  
December 31, 2019

<b>UNAPPROPRIATED RETAINED EARNINGS AS ADJUSTED TO AVAILABLE FOR DIVIDEND DISTRIBUTION, BEGINNING</b>		<b>P 4,116,624,114</b>
<b>Net Profit based on the audited Statement of Comprehensive Income</b>	P 1,615,932,685	
<b>Less: Non-actual/unrealized income net of tax</b>		
Other unrealized gains or adjustment to retained earnings as a result of day one gain on financial instrument	11,714,075	
<b>Add: Non-actual losses</b>		
Unrealized foreign exchange loss - net (except those attributable to cash and cash equivalents	21,511,838	
Other unrealized loss or adjustment to retained earnings as a result of day one loss on financial instrument	17,730,707	
Equity in net loss of joint venture net of tax	<u>471,893</u>	
<b>Subtotal</b>	<u>28,000,362</u>	
<b>Net income actually earned during the period</b>	<u>1,643,933,047</u>	1,643,933,047
<b>Add/Less:</b>		
Dividend declarations during the period:		
Common shares cash dividends	( 210,495,635 )	
Preferred shares cash dividends	( <u>312,550,868</u> )	( <u>523,046,503</u> )
<b>UNAPPROPRIATED RETAINED EARNINGS, AS ADJUSTED, ENDING</b>		<b>P <u>5,237,510,658</u></b>

UDENNA CORPORATION AND SUBSIDIARIES

UDENNA GROUP MAP  
AS OF DECEMBER 31,2 019



FOUNDATIONS

- CGLC CULTURAL HERITAGE FOUNDATION, INC.
- SIKLAB ATLETA PILIPINAS SPORTS FOUNDATION
- PHOENIX FOUNDATION, INC.
- UDENNA FOUNDATION, INC.
- LAPULAPU CULTURAL HERITAGE FOUNDATION, INC.

\*CLC has indirect ownership in 2GO Group, Inc. of 28.17%

**2020 ANNUAL STOCKHOLDERS’ MEETING  
OF  
P-H-O-E-N-I-X PETROLEUM PHILIPPINES, INC.  
 (“ASM”)**

**RULES AND PROCEDURE IN**

**PARTICIPATION IN THE ASM  
BY REMOTE COMMUNICATION**

**AND**

**ELECTRONIC VOTING IN ABSENTIA**

**1) Participation in the ASM by Remote Communications.**

- a) Shareholders (SH) of record as of 07 May 2020 are entitled to attend and participate and vote in absentia during the ASM on 29 May 2020 provided, they:
  - i) Register electronically at <https://www.phoenixfuels.ph/annual-stockholders-meeting/>
  - ii) Have their shares authenticated and verified through the registration process and
  - iii) Proxies, if any and applicable, accompanied by their respective authorities (Special Power of Attorney or Secretary’s Certificate) validated.
- b) Only SH who have registered and whose shares have been verified, proxies validated shall be counted in the determination of a quorum and other corporate actions.
- c) SH may send their questions, comments and/or remarks prior to or during the meeting to [pnx.corpsec@phoenixfuels.ph](mailto:pnx.corpsec@phoenixfuels.ph) or [investors@phoenixfuels.ph](mailto:investors@phoenixfuels.ph). It is requested and encouraged that questions will be limited to the Annual Report, Financial Statements as of 31 December 2019 and the Definitive Information Statement sent to all stockholders of record as of 07 May 2020.
- d) Since there is only a limited technical capacity for shareholders, only a limited number of questions will be addressed directly during the ASM. However, the Company shall endeavor to answer the submitted questions or queries through the specified email provided by the SH.

- e) A link to the recorded webcast of the Meeting will be posted on the Company's website, [www.phoenixfuels.ph](http://www.phoenixfuels.ph) after the Meeting. Stockholders shall have two weeks from posting to raise to the Company any issues, clarifications and concerns on the Meeting conducted

## **2) Voting in Absentia**

- a) In view of the fact that the ASM will be conducted virtually, voting shall be cast through the following means:

- i) Electronic voting which will be provided through a link to all stockholders of record as of 07 May 2020 who are duly registered and shares have been authenticated and verified or their proxies, duly validated.
- ii) Through submission of votes/ballots; Forms are downloadable in the Company's website at <https://www.phoenixfuels.ph/annual-stockholders-meeting/>, subject to the conditions set herein paragraph 1 (a), to any of the following addresses:

(1) Office of the Corporate Secretary  
Stella Hizon Reyes Rd., Bo. Pampanga  
Lanang, Davao City 8000

(2) Office of the Corporate Secretary  
17/F Udenna Tower  
Rizal Drive corner 4th Avenue  
Bonifacio Global City, Taguig City

- Or -

- iii) Submission of the votes/ballots, forms are downloadable in the Company's website at <https://www.phoenixfuels.ph/annual-stockholders-meeting/>, subject to the conditions set herein paragraph 1 (a) through email to [pnx.corpsec@phoenixfuels.ph](mailto:pnx.corpsec@phoenixfuels.ph)
- b) The registration, authentication and validation process shall be open starting May 19, 2020 and will close at 5:00PM on 28 May 2020. Thereafter, SH may no longer avail of the option to vote in absentia



- c) To register, authenticate and validate SH's shares or proxies, as the case may be, simply follow the steps in the registration process until completion. For further help and information, please send an email to [pnx.corpsec@phoenixfuels.ph](mailto:pnx.corpsec@phoenixfuels.ph). The Company shall approve and confirm authentication and validation, as the case may, be through the SH email.
- d) Requirement for Registration:
- i) For Individual Stockholders with certificated shares:
    - (1) Government issued ID with photo and signature
    - (2) Recent photo with face fully visible. Must be JPEG, PNG, or PDF format (max 10 MB)
    - (3) Valid and active email address
    - (4) Valid and active contact number preferably mobile phone
  - ii) For Shareholders, individual or corporate, with or under Broker Accounts
    - (1) Authorization, duly notarized, from Broker **specifying the number of shares**, form is downloadable. However, other forms are acceptable provided that information on the number of shares is included as well as the name of the authorized representative is made evident in the authorization. A scanned copy is in PDF or JPEG format with file no larger than (10 MB)
    - (2) Government issued ID with photo and signature
    - (3) Recent photo with face fully visible. Must be JPEG, PNG, PDF (max 10 MB)
    - (4) Valid and active email address
    - (5) Valid and active contact number preferably mobile phone
  - iii) For Corporate Shareholders
    - (1) Secretary's Certificate, Board Resolution, forms downloadable at <https://www.phoenixfuels.ph/annual-stockholders-meeting/>, duly notarized, authorizing the registering SH to participate and vote in the ASM and specifying number of shares. However, other forms are acceptable provided that information on the number of shares is included as well as the name of the authorized representative is made evident in the authorization. A scanned copy is in PDF or JPEG format with file no larger than (10 MB)
    - (2) Government issued ID with photo and signature
    - (3) Recent photo with face fully visible. Must be JPEG, PNG, PDF (max 10 MB)
    - (4) Valid and active email address
    - (5) Valid and active contact number preferably mobile phone

- (6) Valid and active email address of the corporation the registering SH is representing

**Note:** The Company reserves the right to reject processing of registration and deny access to ASM facilities for incomplete documents or for any discrepancy found in information provided. An email confirmation on the status of the SH's registration shall be sent to the registered email.

- e) Voting or Polls shall commence on 19 May 2020 subject to the conditions set in paragraph 1(a) and shall be closed at 12:00 noon of 29 May 2020.

Once SH has submitted their ballots, the same can no longer be changed. In the event that multiple votes are cast representing the same shares, the Company shall count only the initial votes cast.

- f) The Office of the Corporate Secretary shall tabulate all votes cast in electronically including proxies which shall be validated by the External and Internal Auditors.
- g) For any questions or clarifications regarding the Internal Procedures, SH may e-mail [pnx.corpsec@phoenixfuels.ph](mailto:pnx.corpsec@phoenixfuels.ph).